



# Personalizing the UI for Content Editors to Improve Site Quality

Kentico User Group

September 16, 2015

# WEBSITE PROJECT GOALS



# WEBSITE PROJECT GOALS



# POOR USER EXPERIENCE

1. Old Content
2. Lots of fonts, sizes and colors
3. Promoted content
4. Big, slow images
5. Lists of links as content
6. Animated GIFs


# SALLY SCHMIDT


- Over 15 years in Internet industry
- USER EXPERIENCE FANATIC
- Web usability consulting for Kimberly-Clark, Kohler Company, NFL, VH1 and others
- 3 years working with Kentico
- Avastone Technologies
  - Kentico Gold Partner
  - 25+ Kentico sites built



# OLD CONTENT

800.236.7914 | [Contact Us](#) | [Support](#) | [About Us](#)


[INDUSTRIES](#)[SOLUTIONS](#)[LEARNING CENTER](#)[CAREERS](#)[RESOURCES](#)



Resources

PEACE OF MIND

YOUR DATA, ANYWHERE,  
ANYTIME YOU NEED IT.



Events

Heartland Business Systems works with our partners to offer events that provide training, product updates and announcements to help our clients.

Upcoming Events

**Microsoft Exchange 2013 & Lync 2013 Tech Showcases**  
November 21, 2014 | 9:00 am - 11:00 am (Exchange) & 1:30 pm - 3:30 pm (Lync)  
1500 Stephen Street, Little Chute, WI - [NOW AVAILABLE VIA WEBEX!](#)  
Join Heartland Business Systems Learning Center as they present a first look at Exchange 2013 & Lync 2013's newest features and capabilities! These events are free to attend, but seating is limited.  
[Register today!](#)

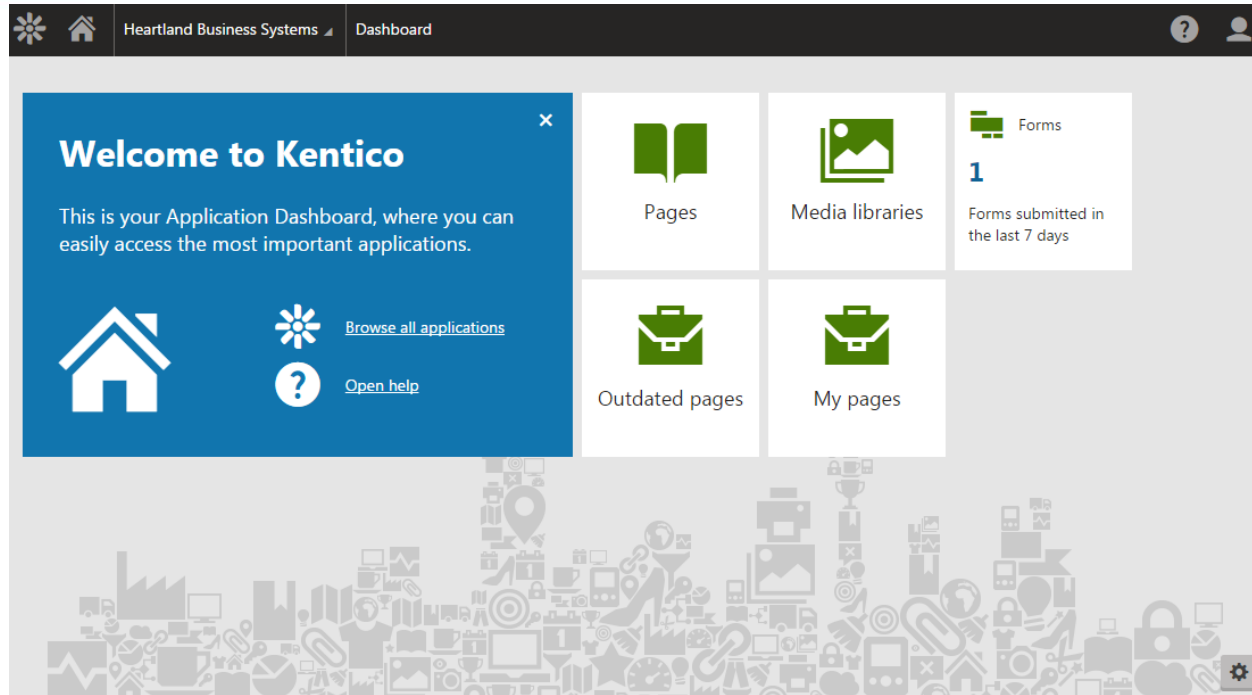
Resources

+ Partners

Blog

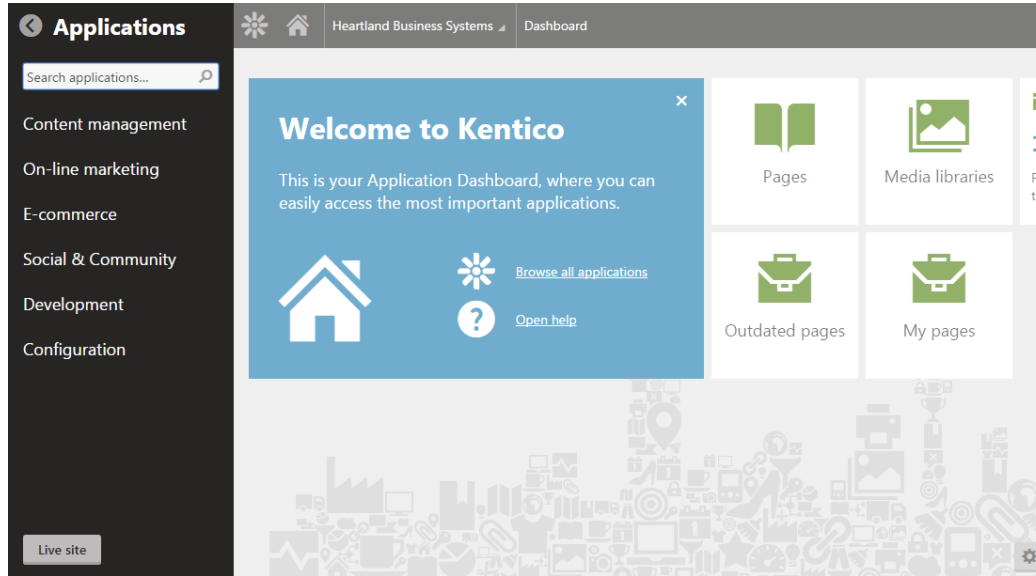
Events

# CUSTOMIZE THE DASHBOARD



Roles > Choose Role > Default dashboard

# CUSTOMIZE THE APPLICATION LIST



Role > UI Personalization > Administration

CMS > Administration > uncheck unneeded items



# WHY BOTHER?

- Make it easy to find old content by adding Outdated Pages and/or My Pages to the Dashboard
- Make it easy to find commonly used applications on the Dashboard
- Reduce confusion by removing un-needed or un-used applications from the Applications list

# LOTS OF FONTS, SIZES, COLORS

[Home](#) » [For Volunteers](#) » Volunteer Applications



+ Volunteer Opportunities

How to Join

- Volunteer Applications

Criminal Background Check  
Q & A

+ Volunteer Training

Fall Fun and Friends  
Weekend

Volunteer Essentials

Connections

Blue Book

+ Journeys

Girls Guide to Girl Scouting

Safety Activity Checkpoints

+ Volunteer Recognition

+ Troop Organization

Community Outreach

+ Volunteer Support

Anti-Bullying Initiative

Resources

Regional Conferences

## Online Volunteer Application

We appreciate your interest in volunteering. Your contribution as a volunteer truly will make a difference in the lives of girls. All adults volunteering with girls - including providing transportation, assisting with troop activities, or chaperoning field trips, etc. - must have a completed volunteer application on file and complete an updated background check every three years.

Before starting this process you will need the following information:

The names, phone numbers, and e-mail addresses of three non-related individuals who can verify your qualifications for becoming a Girl Scout volunteer should we find it necessary to contact them.

You must put in an e-mail address to process your application and background check.

### [Volunteer Application and Background Check](#)

After logging on to this link, use the password **GSwise131** (it is case sensitive)

**You will be completing three screens of information. On the third page, click on *Finish* and you will receive a screen that reads "Thank you. Your information has been submitted." If you do not see this screen we have not received your application.**

**Use your 5-digit zip code only.**

**Please fill in on the application which grade level you would like to work with.**

**\* Use Internet Explorer to fill out the application and Background Check.**

You can expect to be notified regarding the status of your application within two weeks after it is submitted. If your application is approved, you will receive an official letter of appointment to the position for which you applied.

Adults supporting the council or at the troop level are asked to register as a member. Troop support includes helping at meetings, being a driver, chaperoning at events or activities, and coordinating product sales. All adults can show their support to Girl Scouts by being a registered member.

Register [online](#) or submit a [paper](#) registration.



## Eau Claire Area School District

[Teaching and Learning](#) : [Student Services/Special Education](#) : [EC4T Home Page](#)

Teaching and Learning

PreK-12 Programs

Elementary Program

Secondary Program

[Student Services/Special Education](#)

Early Learning Program >

Assessment

Student Records

Information Technology

### EC4T

#### Welcome to Eau Claire 4 Tomorrow

##### THE 2014-15 SCHOOL YEAR REGISTRATION

*Please browse our site for a complete listing of EC4T sites and locations.*

*If you need assistance, call 715-852-3608.*

#### Applicants for the 2014-15 School Year

You may apply here by using the [Online Application](#).

*The Eau Claire 4 Tomorrow Program (EC4T) is for children*

- v who are 4 years old on or before September 1st
- v who live in the Eau Claire Area School District or
- v who have open-enrolled into the Eau Claire Area School District

#### Contact Information

EC4T Office



Prairie Ridge  
Early Learning School

3031 Epiphany Lane  
Eau Claire, WI 54703  
[Driving Directions](#)  
**715.852.3608**  
[el@students.ecasd.k12.wi.us](mailto:el@students.ecasd.k12.wi.us)

#### Program Information

- » [Office Contact Information](#)
- » [General Information](#)
- » [How to Apply](#)
- » [EC4T Sites 2014-15](#)
- » [Online Application](#)
- » [Vision and Values](#)
- » [FAQ](#)
- » [Request for Assistance](#)

Home Community Parent Student Links Enrollment Information Board Of Education StaffLinks Employment Opportunities

**MENASHA**  
JOINT SCHOOL DISTRICT

*Clovis Grove Elementary*

- District
- Banta Elementary and Early Learners
  - Butte des Morts Elementary
  - Clovis Grove Elementary
  - Gegan Elementary
  - Jefferson Elementary
  - Nicolet Elementary
  - Maplewood Middle School
  - Menasha High School
  - Community Learning Center
  - Recognition Programs
  - Clovis Grove Elementary School  
974 Ninth Street  
Menasha WI, 54952  
Phone: (920) 967-1950  
Fax: (920) 761-5261  
Principal: Tammy Richter  
RichterT@mjsd.k12.wi.us  
Office Hours: 7:30-4:00

Clovis Grove

[Building Directory](#) | [Newsletter](#) | [Activities](#) | [PBISatHomeKit](#) | [PTO Information](#) | [Student Information](#)  
[Building Calendar](#) | [Library](#) | [Clovis Weather](#) | [4 Year-Old-Kindergarten](#) | [Gifted & Talented](#) | [Food Service](#)

Principal's Corner

**Home of the Cougars!**

Cantering  
Cougars  
Running Club  
Blog!  
[click here](#)



Running Club  
Website  
[click here](#)

**Cougar Code**

**Be Respectful, Be Responsible, Be Safe**



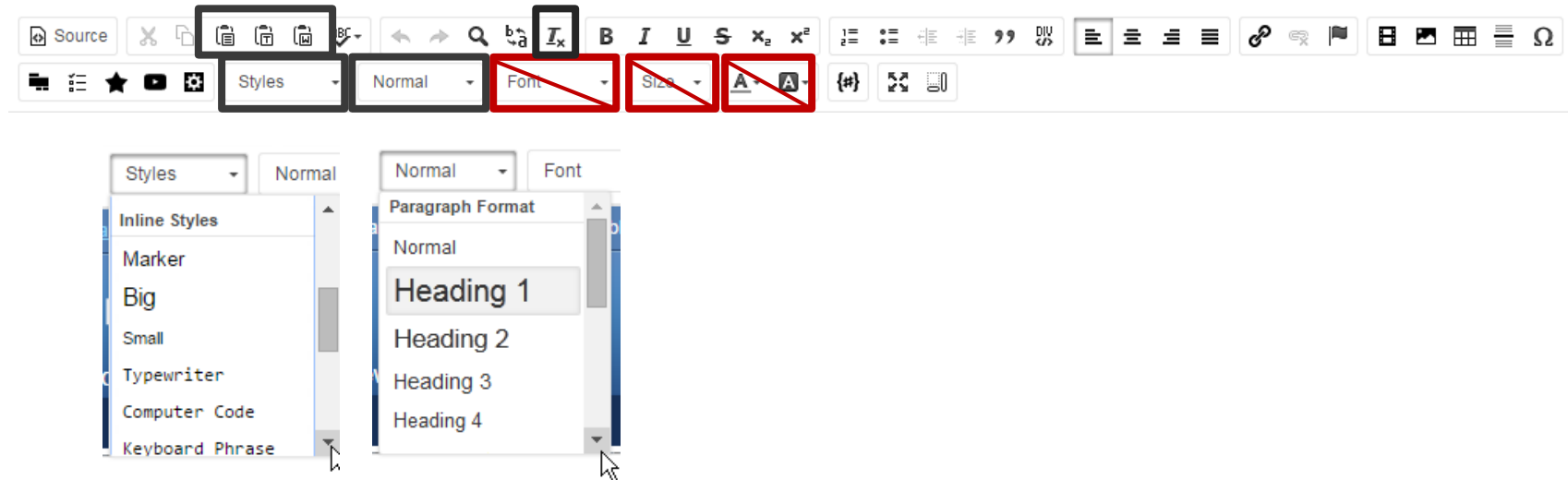

click the "cougar paw" to see our words in action

click [here](#) to see the PBIS at Home Kit

Welcome to Clovis Grove Elementary School. Clovis is located at the corner of Ida and Ninth Street. Clovis Park surrounds the building to the North and East. We are a K - 5

1. Top Nav
2. Left Nav
3. Address
4. Page Title
5. Grey Links
6. Tag line
7. Headline
8. Sub head
9. Red text
10. Black text
11. Black text 2
12. Callout
13. Blue links
14. Callout 2

# CUSTOMIZE THE TOOLBAR



Role > UI Personalization > Editor

(CMS > Administration > Configuration > UI Personalization > Editor > WYSIWYG Editor)

Styles list can be edited: <https://docs.kentico.com/display/K82/Defining+styles+for+the+editor>

# WHY BOTHER?

- Eliminate un-needed options to make interface simpler
- Provide approved options to give flexibility and avoid frustration



## DEPARTMENTS

Assessment	+
Buildings and Grounds	+
Enrollment	
Food and Nutrition	+
Human Resources	+
Library Resources	+
Purchasing	
Teaching and Learning	—
Early Learning	—
Early Childhood Special Education	+
<b>Eau Claire 4 Tomorrow</b>	—
EC4T Sites	
How to Apply	

## Eau Claire 4 Tomorrow (EC4T)

### THE 2014-15 SCHOOL YEAR REGISTRATION

Please browse our site for a complete listing of EC4T sites and locations. If you need assistance, call 715-852-3608.

Applicants for the 2014-15 School Year: You may apply here by using the [Online Application](#).

### The Eau Claire 4 Tomorrow Program (EC4T) is for children:

- who are 4 years old on or before September 1st
- who live in the Eau Claire Area School District or
- who have open-enrolled into the Eau Claire Area School District

### The Eau Claire 4 Tomorrow Program provides:

- quality classroom experience for 4 year old
- choice of classrooms in community childcare, preschool centers or district locations
- transportation for families who request it
- DPI licensed teacher
- parent and family activities



## Volunteers

[Becoming a Volunteer](#)[Volunteer Opportunities](#)[Background Check](#)[Training for Volunteers](#)[Troop Organization](#)[I can't wait to...invite a friend!](#)[Volunteer Recognition](#)[Volunteer Support](#)

## Becoming a Volunteer

**Make every day her best day ever.** It starts with one day, one meeting, and one role model that shows her she can accomplish more than she ever imagined. At Girl Scouts, we want every girl to feel so excited about her future that she can hardly wait for it, because she knows she can achieve anything she sets her mind to. That feeling starts with you. As a Girl Scout volunteer, you'll introduce girls to new experiences that make *every day* the *best day ever*.

**No daughter or experience required.** Girls need positive role models—from all walks of life and all ages. If you don't have a daughter or relative in Girl Scouts, you can still volunteer! And there are endless, flexible ways to participate.

### Here's how to get started:

1. [Complete a Volunteer Application](#)
2. [Complete a background check](#)
3. [Register as a member \(\\$15 annually\)](#)

**Be the role model  
she'll always  
remember.**

**Volunteer today**





# PROMOTED CONTENT

Jefferson Elementary

Nicolet Elementary

Maplewood Middle School

Menasha High School

Community Learning Center

Recognition Programs

Clovis Grove Elementary School  
974 Ninth Street  
Menasha WI, 54952  
Phone: (920) 967-1950  
Fax: (920) 751-5261  
Principal: Tammy Richter  
Richter.T@mjsd.k12.wi.us  
Office Hours: 7:30-4:00  
School Hours: M-F 8:20-3:20  
Late Start Wed 9:40-3:20

 Google Map

**Clovis Grove**

Today ◀ ▶ Monday, November 3

Monday, November 3

8:00am Fluoride Varnish 4K &

Tuesday, November 4

3:15pm Running Club

Wednesday, November 5

Late Start 9:40 a.m.

Thursday, November 6

9:30am Opera For The Young

Tuesday, November 11

11:40am 2nd Grade To PAC

 Google Calendar

## Home of the Cougars!

### Cougar Code

**Be Respectful, Be Responsible, Be Safe**



click the "cougar paw" to see our words in action

click [here](#) to see the PBIS at Home Kit

Welcome to Clovis Grove Elementary School. Clovis is located at the corner of Ida and Ninth Street. Clovis Park surrounds the building to the North and East. We are a K - 5 school with about 522 students. We offer a full range of services for children: specific learning disabilities, emotional and behavioral disabilities, art, music, technology instruction, gifted and talented services, speech and language, School Counseling, Reading Recovery, Title I services, occupational and physical therapy, physical education, and [K - 5 Japanese language](#) instruction. The school is also the site of the district's food service production.



REGISTER FOR SUMMER SCHOOL TODAY!!!

[YOUTH-CAMP-OPEN-PLAY-14.pdf](#)  
<http://summerschool.mjsd.k12.wi.us>

Cantering  
Cougars  
Running Club  
Blog!

[click here](#)



Running Club

Website

[click here](#)

Japanese

Club

[click here](#)



Reading  
Information  
For Parents  
[click here](#)



Información  
para los  
padres  
[presione aqui](#)

After School  
Matters (ASM)  
[click here](#)



### Framework for Success

The journey will be much more fun and relevant as girls make it their own! Journeys provide sample sessions to give girls and volunteers ideas about sequencing experiences, discussions and earning awards so that the whole journey feels like one big adventure. [View a video](#) of Girl Scout Daisies earning their It's Your Planet—Love It! Firefly Award.

### Getting Started with Journeys – and Beyond!

Wondering what Journeys are, or how to use them with girls? Want to help girls customize their Journey experience by adding in badges, cookies, camping, and events? [Read on](#) for some tips and ideas for getting started!

### Frequently Asked Questions

You may have many of the same questions that other volunteers have had. Check out these most [frequently asked questions](#).

### Additional Resources

- ◆ Be sure to view GSUSA's [interactive Journeys Map](#) and GSWISE's Journey Maps with side trips to make the most of your Girl Scout Journey experience.
- ◆ Journey Books are a series of activities grouped around a theme. Each offers an invitation to explore and take action and an opportunity to reflect, reward, and celebrate. The journey books immerse girls in specific topics, while the adult guides feature enriching activities, coaching tips, and sample session outlines. To "Get Comfy with Journeys", [click here](#).
- ◆ Check out some real life [inspirational journey stories](#) from GSWISE troops!

- ◆ [Transforming Leadership](#): All experiences in Girl Scouting incorporates the Discover, Connect, and Take Action keys to leadership. Preview this publication to learn more about the Girl Scout Leadership Experience.



- ◆ [It's Your Journey—Customize It!](#): Preview the fun of journeys and personalize your experience to complement your own interests and talents, creativity and imagination by using It's Your Journey—Customize It!
- ◆ The new [Between Earth and Sky with Healthy Habits](#) resource for adults helps Girl Scout Daisies, Brownies, and Juniors add a special focus on active, healthy living to their *It's Your Planet—Love It!* Journey.

A key part of the [Girl Scout Leadership Experience](#) is the leadership journey, a coordinated series of activities grouped around a theme. Each journey is tied to some of Girl Scouts' 15 national outcomes for girls, as defined in the Girl Scout Leadership Model. These outcomes are integral to the three leadership keys, [Discover](#), [Connect](#), and [Take Action](#).

Girls now have three series of leadership journeys to choose from: [It's Your World—Change It!](#), [It's Your Planet—Love It!](#) and [It's Your Story—Tell It!](#)

### Ask Juliette

Have a question that isn't answered here? Submit your question to [journeys@gswise.org](mailto:journeys@gswise.org).

# CUSTOMIZE WIDGET LIST

## Select widget

- Recently used widgets
- All widgets
  - Banner management
  - Categories
  - Community
  - Content
  - Corporate Site
  - Dashboard
  - Document library
  - Forms & Surveys
  - Forums
  - General
  - + Intranet Portal
  - Layouts
  - Maps
  - Media & services
  - Navigation
  - Newsletters

## Select widget

- Recently used widgets
- All widgets
  - Content
  - Document library
  - + ECASD
  - Forms & Surveys
  - General
  - Maps
  - Media & services
  - Text

Widgets > Choose widget > Security



## What Girls Can Do

[Cookies and Nuts](#)[Community Event Providers](#)[Community Service Opportunities](#)[Events](#)[Financial Literacy](#)[Girl Scout Destinations](#)[Go Red Patch Program](#)[Girl's Guide to Girl Scouting](#)[Horseback Riding](#)[Journeys](#)[Getting Started with Journeys](#)[Girl Scout Daisy Journey](#)[Girl Scout Brownie Journey](#)[Girl Scout Junior Journey](#)[Girl Scout Cadette Journey](#)[Girl Scout Senior Journey](#)

## Journeys

Today's busy Girl Scout volunteers have been asking for easy ways to guide girls through the wealth of experiences that Girl Scouting offers. Those requests were answered with Leadership Journeys for each grade level. Easy-to-use companion adult guides accompany each leadership journey and are designed to help volunteers guide girls easily through fun and meaningful experiences. The adult guides will also help volunteers to understand and observe the impact of the program on girls' lives. Click on the grade level in the navigation to preview the Journey resources that are available.

### Framework for Success

The journey will be much more fun and relevant as girls make it their own! Journeys provide sample sessions to give girls and volunteers ideas about sequencing experiences, discussions and earning awards so that the whole journey feels like one big adventure.

### Getting Started with Journeys – and Beyond!

Wondering what Journeys are, or how to use them with girls? Want to help girls customize their Journey experience by adding in badges, cookies, camping, and events? Check out [Getting Started with Journeys](#) to begin!

A key part of the Girl Scout Leadership Experience is the leadership journey, a coordinated series of activities grouped around a theme. Each journey is tied to some of Girl Scouts' 15 national outcomes for girls, as defined in the Girl Scout Leadership Model. These outcomes are integral to the three leadership keys, Discover, Connect, and Take Action.

### Frequently Asked Questions

You may have many of the same questions that other volunteers have had. Check out these most [frequently asked questions](#).



I CAN'T WAIT

## Interactive Journey Maps

[PLAN YOUR JOURNEY >](#)

### DISCOVER + CONNECT + TAKE ACTION

Three keys to leadership:

- Discover values and confidence to do what's right
- Connect and learn how to work with others
- Take Action to change the world for the better

### LEADERSHIP JOURNEYS

Journeys help Girl Scouts learn and practice leadership, aid their communities, and earn awards. There are three series of Leadership Journeys, each about a different theme:

- It's Your World—Change It!
- It's Your Planet—Love It!
- It's Your Story—Tell It!

### Related Information

GSWISE:

- [Get Comfy with Journeys](#)
- [Inspirational Journey stories](#) from GSWISE troops
- [It's Your Journey - Customize It!](#) booklet
- [Transforming Leadership: more about the Girl Scout Leadership Experience](#)
- [Between Earth and Sky with Healthy Habits](#) resource for adults

GSUSA:

- [Interactive Journeys Map](#)



DeLong  
Middle School

L (715) 852-4900



Home About Academics Activities Athletics Main Office Staff Directory



## 2014 Mile Run

### ANNOUNCEMENTS

#### Daily Announcements

Who's excited for this new event? Do you enjoy a challenge? If so, then Math Counts is for you! Math Counts is open to 6th, 7th, 8th, and 9th grade students. For more information, see Mrs. Stanek, Mrs. Ingalls, or ask your math teacher.

Regular beginnings after school tutoring has started. Come to the cafeteria after school on Tuesdays and Thursdays to work with college students to get help with your homework. Tutoring goes until 4:00 and you will need to make sure you have a way home. See Ms. Weisner in the counseling office for more information.

STUDY CLUB: Please come join us for Study Club every Monday, Tuesday, and Thursday in room 1201. It starts at 2:45 and goes to 3:45. If you have any questions, please see Mr. Stathos, Mr. Southworth, or Mrs. Latschke.

10/28/2014



More

### YOUR VOICE

How are we doing?  
Participate  
View 2013 Results

### GALLERY



### EVENTS

Now 3 Board of Education Meeting  
9:00 a.m. - 10:00 a.m.

Now 4 PT Conferences  
High School  
3:15 p.m. - 5:15 p.m.

Now 6 PT Conferences  
High School  
3:15 p.m. - 5:45 p.m.

More

### WELCOME TO DELONG

#### DeLong Middle School

##### Principal's Message

DeLong Middle School provides a positive and diverse learning environment for students. The many opportunities available at DeLong are intended to allow every student to find his or her "niche" and to grow as an individual as well as academically. Students and staff focus on learning, embrace the district core values, work on participatory citizenship, and stress academic excellence. All students who attend DeLong Middle School will be prepared for post-secondary success.

We are very proud of our school community and our students at DeLong!

Dr. Tim O'Reilly  
Principal  
715.852.4910

Ms. Michele Wilberg  
Associate Principal  
715.852.4912

Mr. Eric Goryna  
Dean of Students  
715.852.4911

### QUICK LINKS

Skyward Access  
Home Page - 10/15/14

Student Technology Resources  
Login Page

Breakfast & Lunch  
Home

District Library  
Resources for students

### STAFF DIRECTORY

View All Staff Listings or search our directory below

Last name contains:

First name contains:

Title contains:

Search


























# CUSTOMIZE PAGE TYPE LIST

Please select new page type

Page type name:

Reset

Search

-  [Page \(menu item\)](#)
-  [Wireframe](#)
-  [HBS Article](#)
-  [HBS Link](#)
-  [HBS Meet the Experts](#)
-  [Article](#)
-  [Blog](#)
-  [CallToAction](#)
-  [CollapsibleMobileMenu](#)
-  [Event](#)
-  [Event \(booking system\)](#)
-  [ExpertisePercentSkillsBar](#)
-  [Experts Repeater](#)
-  [Experts and Partners](#)
-  [FAQ](#)
-  [Featured Solutions](#)
-  [File](#)
-  [Folder](#)
-  [Image gallery](#)
-  [Job opening](#)
-  [Knowledge base article](#)
-  [News](#)
-  [Office](#)
-  [PML Slider Item](#)
-  [Press release](#)

< 1 2 >

Please select new page type





Page Types > Choose widget > Allowed Typed


Page Types > Scopes

# WHY BOTHER?

- Reduce confusion and speed up selection with fewer choices
- Eliminate un-wanted options

# BIG....SLOW.....IMAGES






A community clinic of volunteers serving in an atmosphere of kindness, compassion & respect

SEARCH


[HOME](#) [ABOUT US](#) [OUR CLINIC](#) [PATIENT INFO](#) [VOLUNTEER INFO](#) [TCD PROGRAMS](#) [CONTACT US](#)

## Meet Our Staff!


[About Us](#) > Staff




**Robert Glass**  
Executive Director and Chief Operating Manager




**JJ Schauske**  
Operations Manager




**Erin Choudoir**  
Outreach Care Coordinator



**Jessica**  
Outreach Care Coordinator



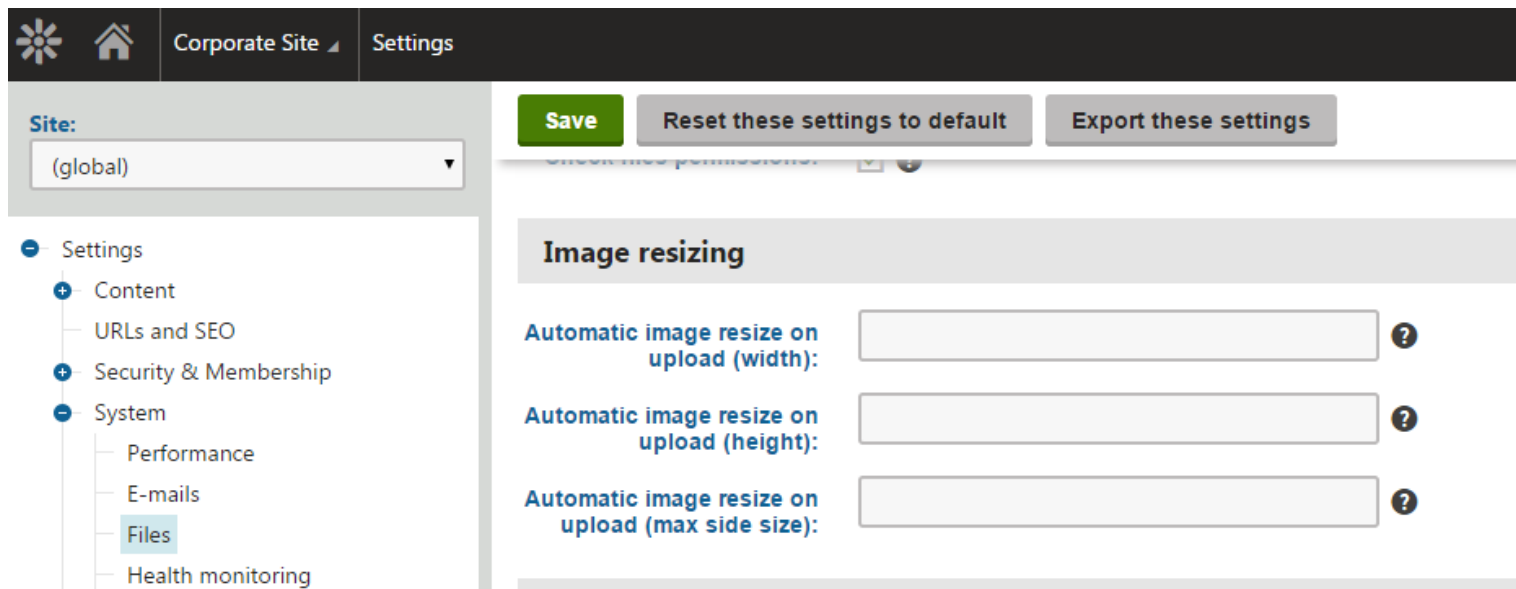
**Amber**  
Dental Hygienist



**Kayla**  
Dental Hygienist and Hygiene Volunteer Coordinator



# AUTOMATICALLY RESIZE IMAGES



The screenshot shows the Joomla! administration interface. At the top, there's a dark header with a site icon, a home icon, and the text 'Corporate Site' and 'Settings'. Below this, on the left, is a sidebar with a 'Site:' dropdown menu set to '(global)'. The sidebar menu includes 'Settings' (expanded), 'Content', 'URLs and SEO', 'Security & Membership', 'System' (expanded), 'Performance', 'E-mails', 'Files' (highlighted), and 'Health monitoring'. The main content area has three buttons: 'Save' (green), 'Reset these settings to default', and 'Export these settings'. Below these is a section titled 'Image resizing' with three input fields, each with a help icon (question mark): 'Automatic image resize on upload (width):', 'Automatic image resize on upload (height):', and 'Automatic image resize on upload (max side size):'.

Site: (global)

Settings

- Content
  - URLs and SEO
- Security & Membership
- System
  - Performance
  - E-mails
  - Files
  - Health monitoring

Save Reset these settings to default Export these settings

### Image resizing

Automatic image resize on upload (width):  ?

Automatic image resize on upload (height):  ?

Automatic image resize on upload (max side size):  ?

Settings > System > Files

(Built-in Image Editing helps too!)



A community clinic of volunteers serving in an atmosphere of kindness, compassion & respect

[HOME](#)[ABOUT US](#)[OUR CLINIC](#)[PATIENT INFO](#)[VOLUNTEER INFO](#)[TCD PROGRAMS](#)[CONTACT US](#)

## Meet Our Staff!

[About Us](#) > [Staff](#)



**Robert Glass**

Executive Director and  
Chief Operating  
Manager



**JJ Schauske**

Operations Manager



**Erin Choudoir**

Outreach Care  
Coordinator



**Jessica**

Outreach Care  
Coordinator



**Amber**

Dental Hygienist



**Kayla**

Dental Hygienist and  
Hygiene Volunteer  
Coordinator

# WHY BOTHER?

- Keep page load times reasonable
- Keep file storage space needed reasonable
- Helps editors who do not have image editing software
- Eliminates image resizing step when using images from digital devices

# LISTS OF LINKS AS CONTENT

Eau Claire Area School District

Search

DISTRICT SCHOOLS STUDENTS PARENTS COMMUNITY STAFF


 **Memorial High School**

[Memorial](#) : [MHS Library Resources](#)

Memorial Home  
About Our School  
Parent/Student Information  
[MHS Library Resources >](#)  
Student Services  
Departments  
Academics  
Student Activities  
Old Abe Athletics  
Community Connections  
Staff Directory  
FAQ's

**Memorial**

[MHS Library Resources](#)  
[Summer Library Hours](#)  
[Find a Great Read](#)  
[Library Catalog-iPac](#)  
[Overdrive-Download eBooks and eAudiobooks](#)  
[Databases Alphabetical List](#)  
[Search Databases from Home](#)  
[Bibliography/Citation Help](#)  
[Book Blog](#)  
[Library Calendar](#)  
[Reading Specialist](#)

  
[Click to search iPac](#)

[Overdrive: Download eBooks and eAudiobooks](#)

[Databases, Alphabetical List](#)

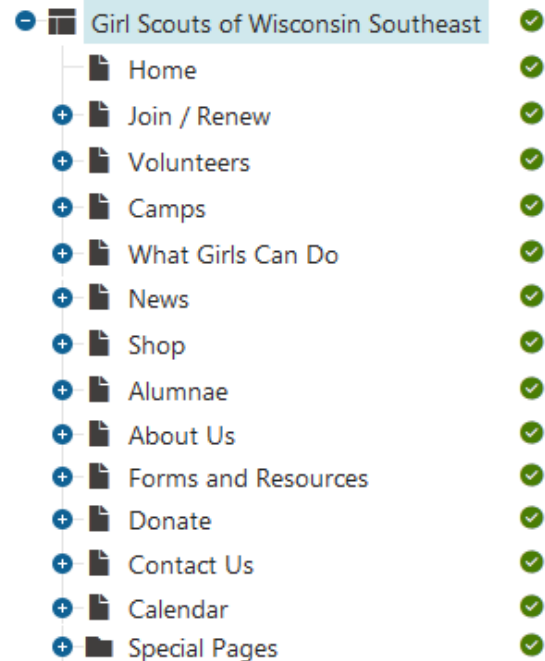
[Databases, Search from Home](#)

[Find a Great Read!](#)

[Bibliography/Citation Help](#)




# KEEP CONTENT TREE ORGANIZED & INCLUDE NAV



[About Us](#) [Forms and Resources](#) [Donate](#) [Contact Us](#) [Calendar](#)

Search 

 Select Language ▼

A- A+ ?

[join / renew](#)

[volunteers](#)

[camps](#)

[what girls can do](#)

[news](#)

[shop](#)

[alumnae](#)



**Memorial  
High School**

(715) 852-6300



[Home](#)

[About ▼](#)

[Academics ▼](#)

[Activities ▼](#)

[Athletics ▼](#)

[Main Office ▼](#)

[Staff Directory](#)



[Memorial High School](#) / [Academics](#) / [Library Resources](#)

## ACADEMICS

[Agriscience](#)

[Business, IT & Marketing](#)

[Exceptional Educational Needs](#)

### Library Resources

[Bibliography/Citation Help](#)

[Find a Great Read](#)

[Research Databases](#)

[Search Databases from Home](#)

## Memorial High School Library

Regular School Year Hours: Monday through Friday

7:00 am - 3:30 pm

Phone: 715-852-6430

Pam Gardow, Librarian [Email](#)

Patrice Gjerner, Library Assistant

## SEARCH FOR BOOKS

[Search iPac](#)

[Overdrive: eBooks and eAudiobooks](#)

[BookBlog](#)

# WHY BOTHER?

- Matching content tree to site structure makes is easier to find pages
- Providing consistent navigation on the site eliminates need for pages of links

# ANIMATED GIFS







# Memorial High School

[Christine Lange](#) : [Chemistry](#) : [Unit 7](#)

[< Back to District Home Page](#)

[< Back to Memorial](#)

[My Home Page](#)

[Chemistry >](#)

[Physics >](#)

 [Select Language](#) ▼

In unit 7 of chemistry we will learn about Stoichiometry. Students will be asked to use balanced equations and mole conversions to calculate the amounts of reactions and products in a chemical reaction. Students will also have to determine the reactant that limits the maximum amount of product that can be produced. Then students will calculate the % yield of chemical reaction. All of these mathematical processes will then be applied to a 3-day laboratory to see the real world application.



[Notes and Objectives](#)

[Unit 7 Problem Sets](#)

[Labs and Activities](#)

[Resource\(s\)](#)

[► Known to unknown map](#)

home > Academics > Program Team Sites > Organic and Sustainable Ag

## Sustainable Food & Agriculture Systems

### Raising chickens in your backyard...



- ⌘ [The Green Bay Chicken Ordinance](#)
- ⌘ [The Green Bay Chicken License](#)
- ⌘ [More about ordinances and keeping chickens](#)

**Northwest College offers the Midwest's ONLY 2-year Associate Degree and Certificate program in organic and sustainable farming**

- ⌘ Courses created by expert farmers
- ⌘ Professional instructors who are also working farmers
- ⌘ Earn a credential that shows your expertise to lenders and customers

### Contact

Valerie Dantoin: [valerie.dantoin@nwtc.edu](mailto:valerie.dantoin@nwtc.edu)  
(920) 498-5568 or (800) 422-NWTC, ext. 5568

Or Trades and Engineering Technologies Department Office:  
498-5457 or (800) 422-NWTC, ext. 5457

### Related Links

#### Sustainable Food & Ag Systems



[Sustainable Food & Ag Systems](#)

Apply now.

[Schedule of Classes](#)

Plan your schedule. Check out the classes being offered in spring 2015.

### Announcements

[Register for a Class](#)



 SEARCH

## Academics

### ■ Welcome to Kindergarten

#### ■ First Grade

#### ■ Second Grade

#### ■ Third Grade

#### ■ Character Education

#### ■ Fine Arts

#### ■ Foreign Language

#### ■ Physical Education

#### ■ Student Services

## Welcome to Kindergarten at Middlefork School



### Kindergarten Teachers

Mrs. Dekin  
Ms. Dempsey  
Mrs. Golomb

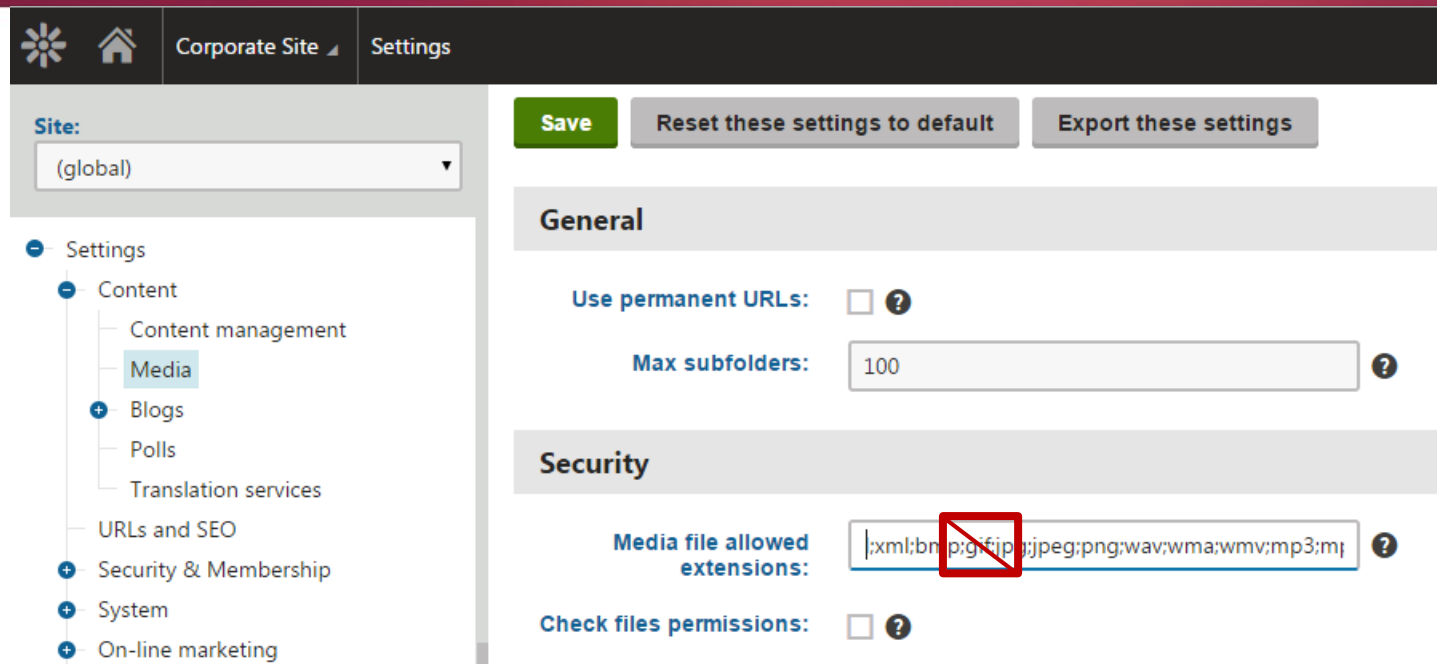
### About Our Program

The Middlefork kindergarten program is designed to meet the variety and diversity of educational needs, learning styles, and social-emotional factors that are present among young children. Each classroom is led by a full-time teacher and a teacher associate who together, present students with age appropriate concepts while guiding them through hands-on discovery processes, explorations, and interdisciplinary activities.

The Middlefork program is unique in its extended day approach, one that allows the school day to grow along with the children's comfort levels. Hours for the first several weeks of school are 8:30-11:50 a.m. For the next few weeks, children remain at school until 12:50 p.m. and eat their lunches in the cafeteria with the other Middlefork students. School hours extend for the final time toward the end of October, when kindergarten students remain at school until 1:50 p.m.

The Middlefork program is based on the philosophy that play is every kindergarten child's work, and that through play, children explore their environment and come to know themselves and the lifelong joy, value, and excitement of learning. Kindergarten teachers use the extra time afforded by the extended day program to expand and enrich student activities, rather than to simply increase academic expectations. By spending extended periods of time in active, self-directed experimentation, children learn how to discover and integrate new knowledge. In addition to being able to explore topics in greater depth, the extended day also allows kindergarten students to experience music class once per week, to engage in physical education classes three or more times per week, and to regularly visit the learning center and computer lab.

# LIMIT ALLOWED FILE TYPES



The screenshot shows the Joomla! administration interface. At the top, there's a navigation bar with icons for a gear, a home, and a dropdown menu labeled 'Corporate Site'. To the right of this is a 'Settings' tab. Below the navigation bar, on the left, is a sidebar with a 'Site:' dropdown menu set to '(global)'. Below this is a tree view of settings categories: 'Settings' (expanded), 'Content' (expanded), 'Content management' (expanded), 'Media' (highlighted), 'Blogs' (expanded), 'Polls' (expanded), 'Translation services' (expanded), 'URLs and SEO' (expanded), 'Security & Membership' (expanded), 'System' (expanded), and 'On-line marketing' (expanded). On the right side of the interface, there are three buttons: 'Save' (green), 'Reset these settings to default' (grey), and 'Export these settings' (grey). Below these buttons are two sections: 'General' and 'Security'. In the 'General' section, there are two settings: 'Use permanent URLs:' with a checkbox and a help icon, and 'Max subfolders:' with a text input field containing '100' and a help icon. In the 'Security' section, there are two settings: 'Media file allowed extensions:' with a text input field containing '|.xml;.bmp;.gif;.png;.jpeg;.png;.wav;.wma;.wmv;.mp3;.m...' and a help icon, and 'Check files permissions:' with a checkbox and a help icon. A red square with a diagonal line through it is drawn over the 'Media file allowed extensions:' input field, indicating that the current list of allowed file types is being limited or restricted.

Site: (global)

Settings

- Content
  - Content management
  - Media
  - Blogs
  - Polls
  - Translation services
- URLs and SEO
- Security & Membership
- System
- On-line marketing

Save Reset these settings to default Export these settings

### General

Use permanent URLs: ☐ ?

Max subfolders: 100 ?

### Security



Media file allowed extensions: |.xml;.bmp;.gif;.png;.jpeg;.png;.wav;.wma;.wmv;.mp3;.m? ?

Check files permissions: ☐ ?

Settings > Content > Media

# WHY BOTHER?

- Very limited good reasons to use a GIF
- Make “Kentico” the bad guy – can’t use because Kentico won’t allow it





**AVASTONE**  
TECHNOLOGIES LLC

# Questions?

Sally Schmidt – Avastone Technologies – [sschmidt@avastonetech.com](mailto:sschmidt@avastonetech.com)