


Agilent NFA Noise Figure Analyzer

Configuration Guide



Dedicated Noise Figure Analyzer

- Hard specifications to 26.5 GHz
- Works with N4000A SNS or 346 Series noise sources
- Noise figure measurements to 110 GHz with block downconverters

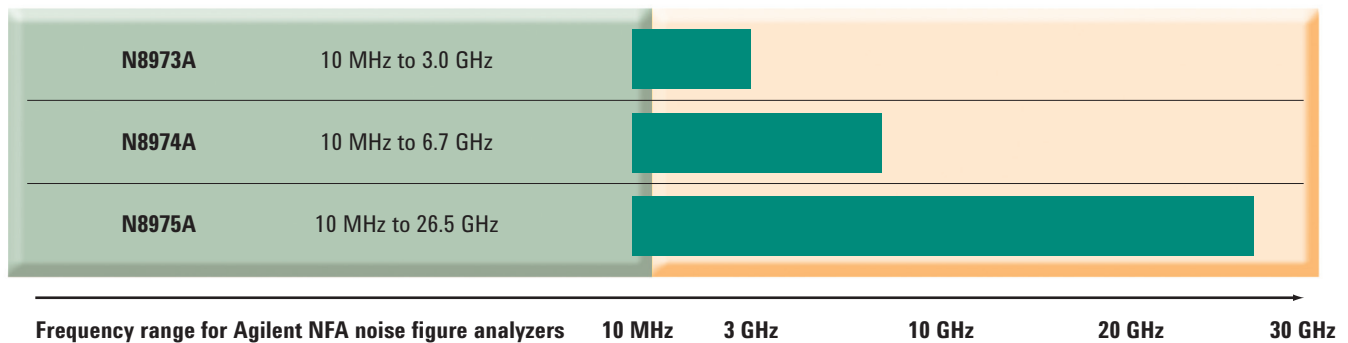


Agilent Technologies

In order to make accurate noise figure measurements, engineers need proven equipment that give repeatable results. To help meet that need, Agilent offers the only dedicated noise figure analyzer on the market. One of the advantages of a dedicated noise figure analyzer is the specified results, available up to 26.5 GHz, which outperform most traditional spectrum analyzer applications while costing less than a network analyzer solution.

The NFA Series offers results similar to the obsolete 8970 noise figure meter. Some of the new features the NFA delivers include a graphical view and compatibility with smart noise sources—for more details on the NFA, refer to the NFA Series Brochure, literature number 5989-0166E, available at www.agilent.com/find/nfa.

The NFA Series standard configuration prepares engineers to make noise figure measurements immediately after instrument boot up as the preamplifier and noise figure software are both standard. There are three different frequency ranges to choose from:



For more information on Agilent’s full portfolio of noise figure solutions see the Noise Figure Selection Guide, literature number 5989-8056EN, available at www.agilent.com/find/nf.

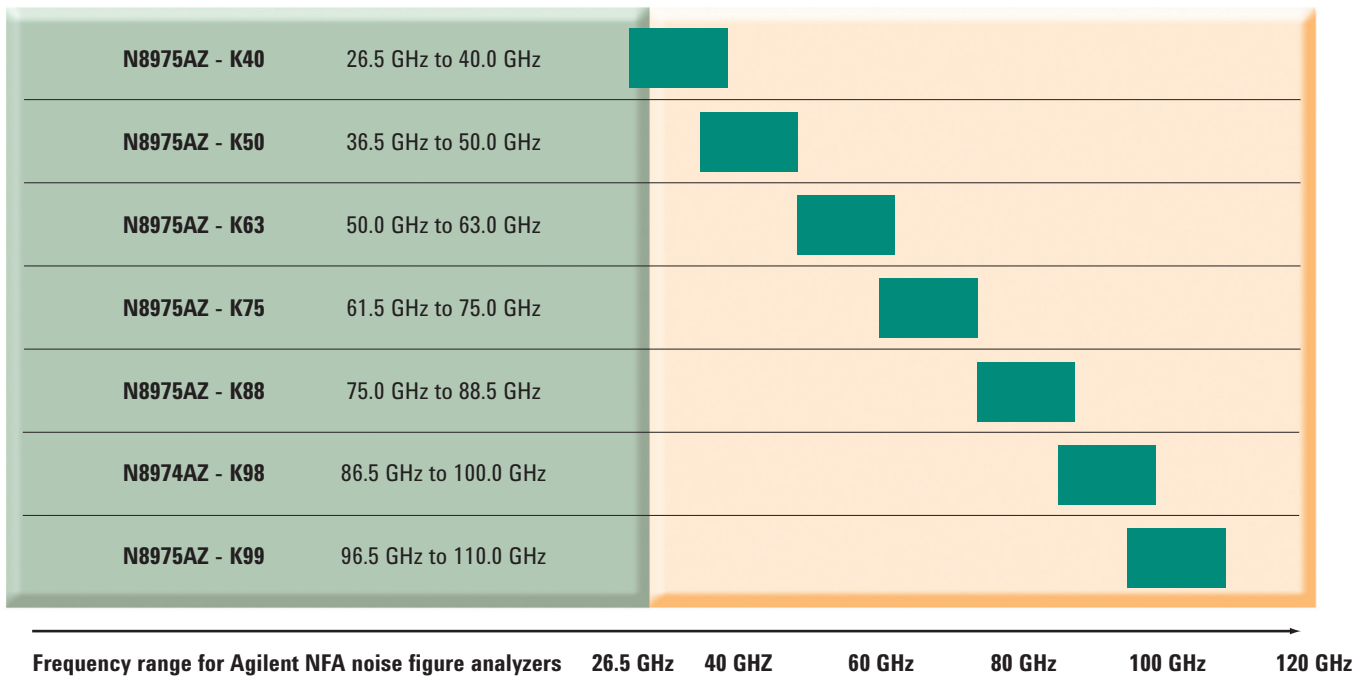
Following are the additional options available for any of the dedicated noise figure analyzers:

Option	Description	Upgrades
N897x-1D5	High-stability frequency reference	No
N897x-A6J	ANSI Z540 compliant calibration with test data	Service Center
N897x-1CP	Rack mount and handle kit	Yes
N897x-UK9	Additional front-panel cover	Yes

Helpful tip: The most popular option for enhancing the dedicated noise figure analyzers is Option 1D5, the high-stability frequency reference. Option 1D5 can only be purchased at the initial sale and is not available as an upgrade.

Block Down Conversion

Agilent offers the K-Series block downconverters, which extend the upper frequency limit of the N8975A from 26.5 GHz up to 110 GHz. The downconverter uses an internal LO to down convert the input signal to an IF that is within the measurement range of the NFA. The K-Series is offered in 13.5 GHz bands. For example, a customer that would like to make noise figure measurements to 52 GHz would order K40, K50, and K63 in order to bridge from the 26.5 GHz end frequency of the N8975A to the 52 GHz required.



Note: The K-Series block downconverters can only be used with the N8975A and N9020A MXA signal analyzers.

Noise Source Selection

The other critical piece of equipment needed to make a noise figure measurement is a noise source. Noise sources contribute to your total measurement noise figure via ENR uncertainty and input mismatch.

The output of a noise source is defined in terms of its frequency range and excess noise ratio (ENR). Nominal ENR values of 6 dB and 15 dB are commonly available. A low ENR noise source will minimize error due to noise detector non-linearity. This error will be smaller if the measurement is made over a smaller, and therefore more linear, range of the instrument's detector. A 6 dB noise source uses a smaller detector range than a 15 dB noise source.

Use a 15 dB noise source for:

- General-purpose applications to measure noise figure up to 30 dB
- User-calibrating the fullest dynamic range of an instrument before measuring high-gain devices

Use a 6 dB noise source for:

- Measuring a device with gain that is especially sensitive to changes in the source impedance
- The device under test (DUT) has a very low noise figure
- The device noise figure does not exceed 15 dB

Agilent offers three different families of noise sources, and all may be used in conjunction with the NFA. The smart noise sources simplify measurement set-up and improve accuracy and reliability, automatically downloading electronically stored calibration data to the instrument to save valuable time. The 346 Series noise sources are the traditional and most cost-effective solution, offering the widest range of frequency coverage. Lastly, Agilent offers high-frequency noise sources for customers making measurements above 26.5 GHz. If one source does not include both frequency ranges, a second source will be required. A second noise source may also be necessary when measuring a non-frequency translating device with low noise figure and high gain.



	Noise source	ENR-typical	Frequency range
Smart Noise Sources	N4000A	4.6 – 6.5 dB	10 MHz – 18 GHz
	N4001A	14 – 16 dB	10 MHz – 18 GHz
	N4002A	12 – 17 dB 1	10 MHz – 26 GHz
Traditional Noise Sources	346A	5 – 7 dB	10 MHz – 18 GHz
	346B	14 – 16 dB	10 MHz – 18 GHz
	346C	12 – 17 dB	10 MHz – 26 GHz
	346CK01	21 dB	1 GHz – 50 GHz
High Frequency Noise Sources	Q347B	6 – 13 dB	33 GHz – 50 GHz
	R347B	10 – 13 dB	26.5 GHz – 40 GHz

For more information on these noise sources see the *Noise Figure Selection Guide*, literature number 5989-8056EN, or application note 57-3, “10 Hints for Making Successful Noise Figure Measurements,” literature number 5980-0288E, both available at www.agilent.com/find/nf.

Helpful tip: Agilent's most popular noise sources are the N4000A smart noise sources and 346B traditional noise source.

Special Noise Source Options


In order to meet unique customer requirements, Agilent offers the following special noise source options:

Helpful tip: One of the most popular special noise source options is 346C-K01, which allows the 346C noise source to be used to 50 GHz.

Option	Description
346B-H01	APC 3.5 (m) connector with 21 dB nominal ENR
346C-H01	APC 3.5 (m) connector with 21 dB nominal ENR
346C-K01	10 MHz to 50 GHz 346 Series noise source nominal ENR 21 dB

Noise Source Test Set

The Agilent N2002A noise source test set is a standalone instrument that, as part of a calibration system, enables fast, repeatable calibrations with minimal levels of uncertainty. This test set is needed when making ENR tests on a noise source. Low-cost and easy-to-use, the N2002A noise source test set ensures accurate calibration results, increasing measurement confidence and allowing the development of DUTs with tighter specifications. The N2002A noise source test set operates over a frequency range of 10.0 MHz to 26.5 GHz.



Features:

- Reduces noise figure uncertainty to ensure accurate and repeatable results
- Delivers results traceable to national standard
- Performs full calibration of all Agilent SNS and 346 noise sources
- Provides manual control or remote operations using GPIB

For more information see www.agilent.com/find/nsts

Documentation

A hard copy and CD version of the English language quick reference guide, user's guide, programmer's reference, and calibration and performance verification manual are included with the NFA. Selections can be made to change the localization of the manual set which will provide the quick reference guide and user's guide in the chosen language, and an English language version of the programmer's reference guide as well as calibration and performance verification manual.

Option	Description
N897XA-0B1	Additional NFA series manual set (English version)
N897XA-0B2	Additional NFA series user manual (English version)
N897XA-0BF	Additional NFA series programmer reference (English version)
N897XA-AB0	NFA series manual set for Taiwan - Chinese localization
N897XA-AB1	NFA series manual set - Korean localization
N897XA-AB2	NFA series manual set - Chinese localization
N897XA-ABE	NFA series manual set - Spanish localization
N897XA-ABF	NFA series manual set - French localization
N897XA-ABZ	NFA series manual set - Italian localization
N897XA-ABD	NFA series manual set - German localization
N897XA-ABJ	NFA series manual set - Japanese localization
N897XA-0B0	Delete hard copy manual set

Additional Service Options

Warranty	Standard warranty is 12 months
R-51B	Occupied bandwidth
Calibration	For 3 years, order 36 months of the appropriate calibration plan shown below
R-50C-001	Standard calibration plan
R-50C-002	Standard compliant calibration plan

Noise figure analyzer

NFA Series Brochure,

literature number 5980-0166E

NFA Series Noise Figure Analyzers Configuration Guide,

literature number 5980-0163E

NFA Series Noise Figure Analyzers Data Sheet,

literature number 5980-0164E

Noise figure techniques

Noise Figure Selection Guide,

literature number 5989-8056EN

Noise Figure Primer (AN 57),

literature number 5989-6192EN

Fundamentals of RF and Microwave Noise Figure Measurement (AN 57-1),

literature number 5952-8255E

Noise Figure Measurement Accuracy: The Y-Factor Method (AN 57-2),

literature number 5952-3706E

10 Hints for Making Successful Noise Figure Measurements (AN 57-3),

literature number 5980-0288E

Noise Figure Measurements of Frequency Converting Devices (AN 1487),

literature number 5989-0400EN

Non-Zero Noise Figure After Calibration (AN 1484),

literature number 5989-0270EN

Practical Noise Figure Measurement and Analysis for Low-Noise Amplifier Designs (AN 1354), literature number 5980-1916E

Noise sources

SNS Product Overview,

literature number 5988-0081EN

Agilent 346A/B/C Noise Sources: 10 MHz to 26.5 GHz,

literature number 5953-6452B

Q347B Data Sheet,

literature number EPSG084753

R347B Data Sheet,

literature number EPSG084754

Noise source test

N2002A Noise Source Test Set User's Guide,

literature number N2002-90001

Using the Agilent N8975A Noise Figure Analyzer and the N2002A Noise Source Test Set, literature number 5988-7229EN



Agilent Email Updates

www.agilent.com/find/emailupdates
Get the latest information on the products and applications you select.



www.lxistandard.org

LAN eXtensions for Instruments puts the power of Ethernet and the Web inside your test systems. Agilent is a founding member of the LXI consortium.

Agilent Channel Partners

www.agilent.com/find/channelpartners

Get the best of both worlds: Agilent's measurement expertise and product breadth, combined with channel partner convenience.



Agilent Advantage Services is committed to your success throughout your equipment's lifetime. To keep you competitive, we continually invest in tools and processes that speed up calibration and repair and reduce your cost of ownership. You can also use Infoline Web Services to manage equipment and services more effectively. By sharing our measurement and service expertise, we help you create the products that change our world.

www.agilent.com/find/advantageservices

www.agilent.com

For more information on Agilent Technologies' products, applications or services, please contact your local Agilent office. The complete list is available at:

www.agilent.com/find/contactus

Americas

Canada	(877) 894 4414
Brazil	(11) 4197 3600
Mexico	01800 5064 800
United States	(800) 829 4444

Asia Pacific

Australia	1 800 629 485
China	800 810 0189
Hong Kong	800 938 693
India	1 800 112 929
Japan	0120 (421) 345
Korea	080 769 0800
Malaysia	1 800 888 848
Singapore	1 800 375 8100
Taiwan	0800 047 866
Other AP Countries	(65) 375 8100

Europe & Middle East

Belgium	32 (0) 2 404 93 40
Denmark	45 45 80 12 15
Finland	358 (0) 10 855 2100
France	0825 010 700*
	*0.125 €/minute
Germany	49 (0) 7031 464 6333
Ireland	1890 924 204
Israel	972-3-9288-504/544
Italy	39 02 92 60 8484
Netherlands	31 (0) 20 547 2111
Spain	34 (91) 631 3300
Sweden	0200-88 22 55
United Kingdom	44 (0) 118 927 6201

For other unlisted countries:

www.agilent.com/find/contactus

Revised: January 6, 2012

Product specifications and descriptions in this document subject to change without notice.

© Agilent Technologies, Inc. 2012
Published in USA, May 10, 2012
5980-0163E



Agilent Technologies