

Selection Guide – August 2021

# MAP Series Power Meter Detector Adaptors

AC Detector Adaptors are designed for use with the VIAVI MAP series optical power meters (mOPM), Insertion Loss/Return Loss Meters (mORL and mOLM) and Swept Wavelength System (mSWS); the Optical Component Environmental Test System (OCETS); and legacy JDSU product lines.

For more information about detector compatibility, or if you need an Adaptor not listed, contact the Technical Assistance Center (TAC) for support: [support@viavisolutions.com](mailto:support@viavisolutions.com)



The AC900 series detector Adaptors feature three locking pins for improved measurement precision. They can be used with all current mOPM, mORL, mOLM, and mSWS detectors, as well as legacy JDSU C-Series instruments.

AC100 series Adaptors are thread-on Adaptors without the locking pins of the AC900 series. These Adaptors are compatible with all current mOPM, mORL, mOLM, and mSWS detectors, as well as legacy JDSU MAP power meter, return loss meter, and SWS detectors.

## Single Fiber Connector Adaptors

Detector Adaptors for use with most common single-fiber ferrule connectors. The AC900 series Adaptors have three locking pins and are compatible with all current MAP series mOPM, mORL, mOLM and mSWS detectors. The AC100 series Adaptors do not have locking pins and are compatible with all current and legacy detectors.

Catalog Part Number	Connector Type	Adaptor Image		Connector Image
AC100	N/A		Blanking Cap	
AC102	ST		ST Adaptor, non-locking	
AC115	E2000		E2000 Adaptor, non-locking	
AC900	N/A		Magnetic dark level cap	
AC901	FC		FC Adaptor, locking	
AC903	SC		SC Adaptor, locking	
AC914	MU		MU Adaptor, locking	
AC918	LC		LC Adaptor, locking	

## Duplex-Fiber Adaptors

Detector Adaptors for use with most common Duplex-Fiber connectors. These Adaptors have three locking pins and are compatible with all current MAP series mOPM, mORL, mOLM, and mSWS detectors.

Catalog Part Number	Connector Type	Adaptor Image	Description	Connector Image
AC918D	LC Duplex		LC Duplex Adaptor, locking	
AC918IS	LC Duplex		LC Duplex Adaptor non-actuating for use with mOPM-RHIS power meter series, locking	
AC936D	MDC Duplex		Standard MDC Duplex, locking	
AC937D	CS Duplex		Standard Duplex CS, locking	
AC938D	SN Duplex		Standard Duplex SN, locking	
AC939D	SN/MDC Duplex		Universal Duplex SN and Duplex MDC ferrule adaptor, locking	

## Multi-Fiber Connector Adaptors

Detector Adaptors for use with most common multi-fiber ferrule connectors. These adaptors have three locking pins and are compatible with all current MAP series mOPM, mORL, mOLM, and mSWS detectors. Note: A VIAVI AC900 series integrating sphere or mOPM-RHIS integrated power meter is required for use with these adaptors.

Catalog Part Number	Connector Type	Adaptor Image	Description	Connector Image
AC912P	MT Ferrule		MT ferrule Adaptor – universal 12x6 and 16x4 array, locking	
AC917U	MPO-MTP Universal Keyed		MPO-MTP Adaptor – universal keyed 12x6 and 16x4 array, locking	
AC924P	MXC		MXC Adaptor – 16x4 array, locking	
AC941	MMC16		MMC16 adaptor, locking	




## Hardened Connector Adaptor

Connector Adaptors are available for outdoor connectors. These Adaptors have three locking pins and are compatible with all current MAP-Series mOPM, mORL, mOLM, and mSWS detectors

Catalog Part Number	Connector Type	Adaptor Image	Description	Connector Image
AC932	DLX	 A cylindrical metal adaptor with a threaded top and a knurled bottom. The part number 'AC932' is engraved on the side.	DLX Adaptor, locking	 A black plastic connector with a red locking ring and a metal pin.
AC933	OptiTap	 A cylindrical metal adaptor with a threaded top and a knurled bottom. The part number 'AC933' is engraved on the side.	OptiTap Adaptor, locking. Requires an AC991S integrating sphere	 A black plastic connector with a red locking ring and a metal pin, shown with a black cable.
AC935	OptiTip/ HMFOC	 A cylindrical metal adaptor with a threaded top and a knurled bottom. The part number 'AC 935' is engraved on the side.	HMFOC/OptiTip Adaptor, locking. Requires an AC900 series integrating sphere	 A black plastic connector with a red locking ring and a metal pin, shown with a black cable.

## Single Fiber Ferrule Adaptors

Detector Adaptors for use with most common single-fiber ferrules. These Adaptors do not have locking pins and are compatible with all current and legacy detectors.

Catalog Part Number	Connector Type	Adaptor Image	Description
AC116	2.5 mm ferrule		2.5 mm ferrule Adaptor, non-locking
AC116L	2.5 mm ferrule and LC		2.5 mm ferrule Adaptor and LC connector Adaptor, non-locking
AC123	1.25 mm ferrule		1.25 mm ferrule Adaptor, non-locking
AC135	2.0 mm ferrule		2.0 mm ferrule Adaptor, non-locking
AC136	1.0 mm ferrule		1.0 mm ferrule Adaptor, non-locking
AC137	1.6 mm ferrule		1.6 mm ferrule Adaptor, non-locking

## Bare-Fiber Adaptors

Detector Adaptors for use with bare fiber (single or ribbon). The fiber Adaptor fits inside the holder, which is attached to the detector.

A VIAVI AC900 Series integrating sphere or mOPM-RHIS integrated power meter is not required but is recommended for use with these Adaptors.

Catalog Part Number	Connector Type	Adaptor Image	Description
AC121	Bare Single Fiber		Single-fiber Adaptor, non-locking (one AC920 included)
AC913	Bare Single Fiber		Ribbon-fiber Adaptor, up to 16 fibers, locking (one AC920 included). Requires an AC991S integrating sphere
AC920	Bare Ribbon Fiber		Replacement holder for bare-fiber Adaptor AC913. Also suitable for bare-fiber Adaptor AC121 and AC113, locking
AC930	Bare Ribbon Fiber		Barrel holder for AC931, locking
AC931	Fujikura-Sumitomo splice		Fujikura-Sumitomo splice chuck holder, requires AC930


## Integrating Spheres

Catalog Part Number	Connector Type	Adaptor Image	Description
AC991S	Multi-fiber connectors		Integrating sphere for multi-fiber connectors optimized for SM APC and 12x6 and 16x4 array, locking
AC330	Single-Fiber		Single-fiber, high power, low PDL integrating sphere, 1.0 mm aperture, non-locking
mOPM-C1RHIS	N/A		Integrated Remote Head



## Bulkhead Adaptors and Replacement Parts

Bulkhead Adaptors are ordered as mating sleeves, these Adaptors can be separated into two halves and used to replace worn connector bulkhead Adaptors on MAP modules.

Catalog Part Number	Connector Type	Adaptor Image	Description
AC500	FC/PC to FC/PC		FC/PC to FC/PC mating sleeve or replacement bulkhead, 2.15 mm keyway
AC501	FC/PC to SC/PC		FC/PC to AC/PC mating sleeve or replacement bulkhead, 2.15 mm keyway
AC502	FC/APC to FC/APC		FC/PC to FC/APC mating sleeve or replacement bulkhead, 2.05 mm keyway
AC503	FC/APC to SC/APC		FC/PC to SC/APC mating sleeve or replacement bulkhead, 2.05 mm keyway
ACRI917	MPO-MTP		Five internal connector inserts for AC917U
ACRI903	SC insert		Five SC replacement inserts for AC903