

Keysight Technologies

87405C 100 MHz to 18 GHz Preamplifier

Technical Overview



Introduction

The Keysight Technologies, Inc. 87405C preamplifier improves overall system performance and helps reduce system errors with reliable gain and low noise figure.

Compact and portable, this preamplifier can be powered directly from the instrument’s probe-port which eliminates the need for a separate power supply and makes it an excellent choice for use in the field. The 87405C is designed for use with a variety of Keysight instruments such as the PSA, ESA and MXA spectrum analyzers. The rugged Type-N connectors stand up to the multiple connect and disconnects needed in field applications for reliable, repeatable measurements.

Cable options are provided for stand alone operation, allowing this instrument to be powered up by any triple output DC source. The compact and inexpensive 87422A power supply is a suitable source of DC bias in this and other amplification applications

Features

- Rugged, portable design for ease of use in the field
- Probe-power bias connection eliminates the need for an additional power supply
- Low noise figure of 4.5 dB and high gain of 25 dB helps improve the dynamic range and sensitivity of your test equipment
- High 15 dBm P_{1dB} increases available power from network and spectrum analyzers

Applications

Low Level Signal Measurement

Adding preamplifiers to measurement systems as shown in Figure 1 above can improve sensitivity and reduce the noise floor when measuring low-level signals.

By adding a preamplifier to noise figure measurement systems, the total system noise figure can also be reduced. The noise figure of the system is dominated by the noise figure of the preamplifier.

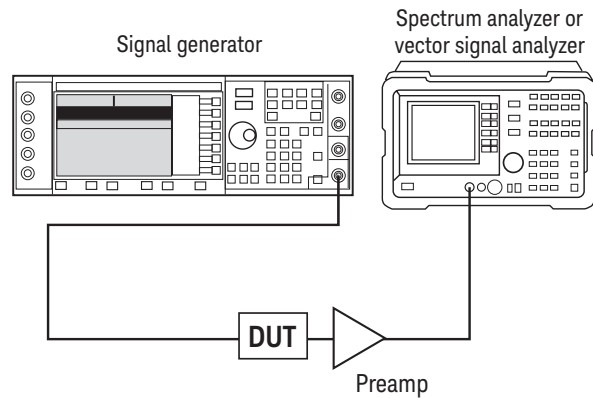


Figure 1. Low level signal measurement test setup

$$F_{new} = F_{pa} + \frac{F_{sys} - 1}{G_{pa}}$$

Where F and G are noise figure and preamplifier gain, both in linear terms.

$$NF_{sys} = 10 \log (F_{sys}) \text{ in dB}$$

For systems with a single preamplifier, where the gain of the preamplifier is greater than or equal to the spectrum analyzer noise figure, the system noise figure is approximately equal to the noise figure of the preamplifier.

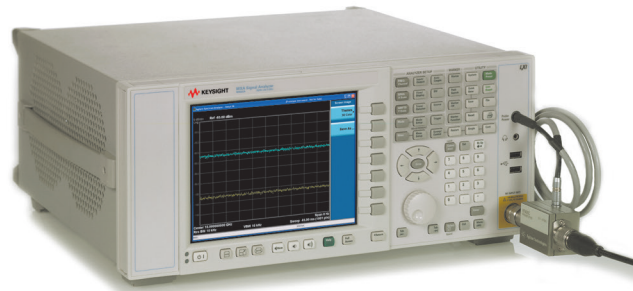


Figure 2. Preamplifier with spectrum analyzer test setup

Specifications

Specifications describe the product's warranted performance. Supplemental and typical characteristics are intended to provide typical but non-warranted performance parameters. These are denoted as "typical", "nominal" or "approximate".

87405C Product Specifications

Specification	87405C
Frequency range	100 MHz – 18 GHz
Gain, S_{21}	25 dB
Flatness (+/-)	1.5 dB
Noise figure	7 dB (0.1 – 0.5 GHz) 6 dB (0.5 – 4 GHz) 4.5 dB (4 – 18 GHz)
Input return loss	15 dB (0.1 – 4 GHz) 10 dB (4 – 18 GHz)
Output return loss	15 dB (0.1 – 4 GHz) 10 dB (4 – 18 GHz)
P_1 dB	15 dBm (0.1 – 4 GHz) 14 dBm (4 – 18 GHz)
Harmonics (@ +4 dBm output power)	-30 dBc (typical)
Impedance	50 Ohms (typical)
Survival input power (max)	+15 dBm
Reverse isolation	-50 dB (typical)
Power dissipation	2.1 W (typical)
Third Order Intercept (TOI)	23 dBm (typical)

EMC	
IEC	61326:1997
EN	61326:1997
This ISM device complies with Canadian ICES-001.	
Line voltage interrupt (1 cycle, 100%)	IEC/EN 61000-4-11
Surge test (1.2 x 50 us, 0.5/1 kV)	IEC/EN 61000-4-5
Electrical fast transients	IEC/EN 61000-4-4
Radiated emissions	CISPR 11, Class A
Radiated immunity (3 V/m, 80-1000 MHz)	IEC/EN 61000-4-3
Conducted emissions	CISPR 11, Class A
Conducted immunity (3 V, 0.15-80 MHz)	IEC/EN 61000-4-6
ESD (4 kV contact, 8 kV air discharge)	IEC/EN 61000-4-2

Environmental Specifications

87405C preamplifiers are designed to fully comply with Keysight's product operating environment specifications. The following summarizes the environmental specifications for these products.

Temperature	
Operating	-45° C to +55° C
Storage	-65° C to +85° C
Cycling	-65° C to +85° C, 10 cycles @ 20° C per minute, 20 minutes dwell time per MIL-STD-883F, Method 1010.8, Condition C (modified)
Humidity	
Non-operating	90% RH @65C, one 24 hr cycle
Operating	50% to 95% RH @ 40° C, 24 hour cycling, 5 times.
Shock	
Half-sine, smoothed	1500 G @ 0.5 ms, 3 shock pulses per orientation, 18 total per MIL-STD-883F, Method 2002.4, Condition B (modified)
Vibration	
Broadband random	50 to 2000 Hz, 7.0 G rms, 15 minutes, per MIL-STD-883F, Method 2026-1 (modified)
Altitude	
Storage	< 15,300 meters (50,000 feet)
Temperature coefficient	
Gain	-0.06 dB/° C

Mechanical Dimensions

Weight: 220 grams (0.485 lbs)

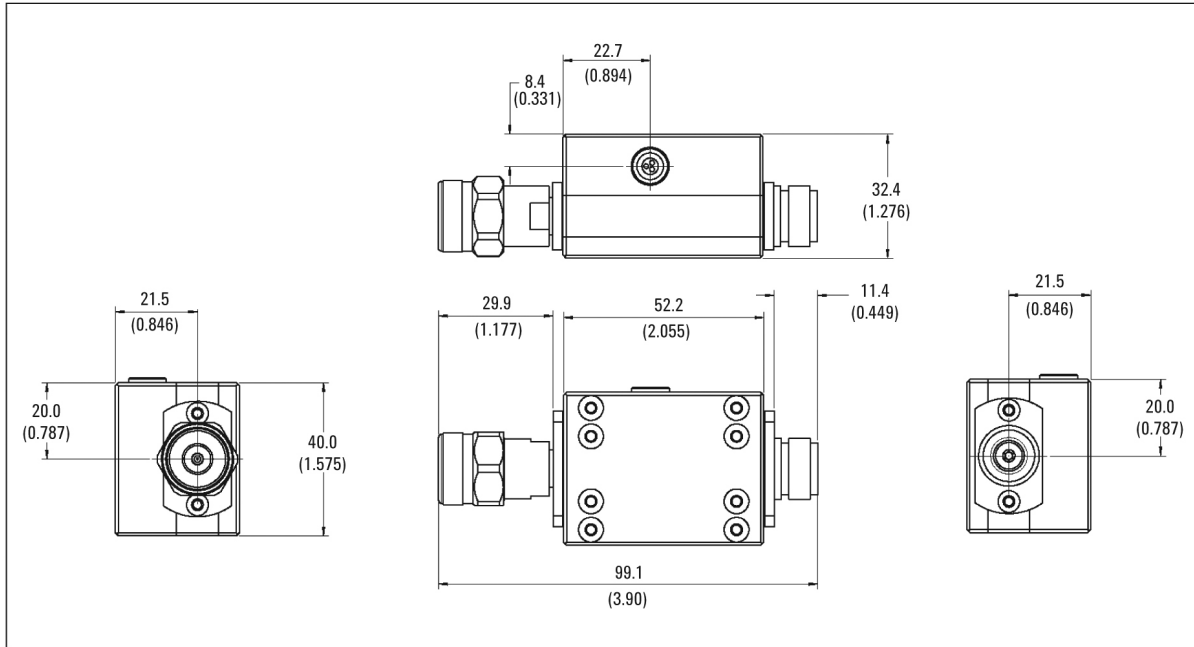


Figure 3. Mechanical dimension for the 87405C preamplifier

Dimensions are in mm (inches) nominal, unless otherwise specified.

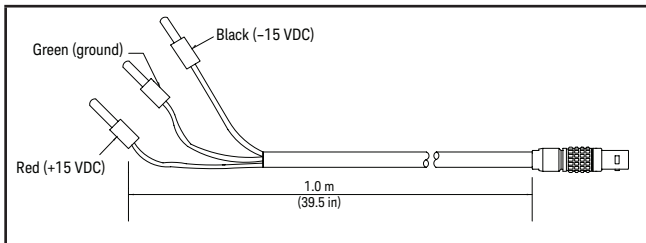


Figure 4a. Mechanical dimension for cable option with banana plugs (87405C-101)

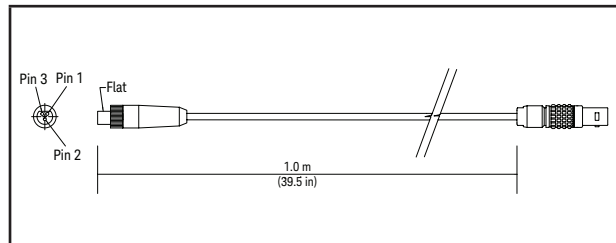


Figure 4b. Mechanical dimension for cable option with power probe bias cable (87405C-102)

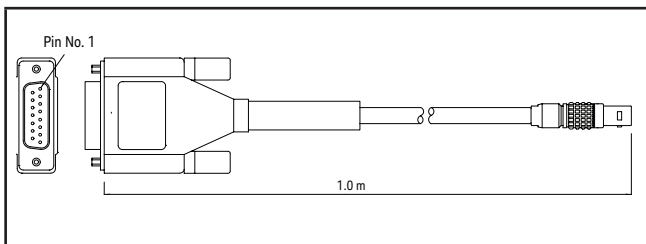


Figure 4c. Mechanical dimension for DSUB 15-pin cable (87405C-103)

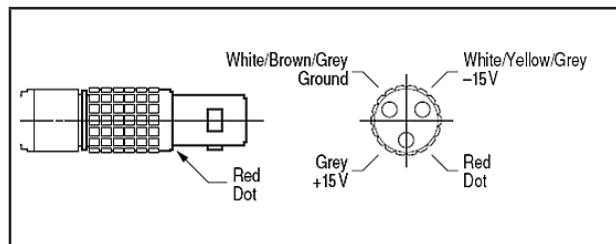


Figure 4d. Pin assignment of connector straight plug 3-pin circular

Typical Performance

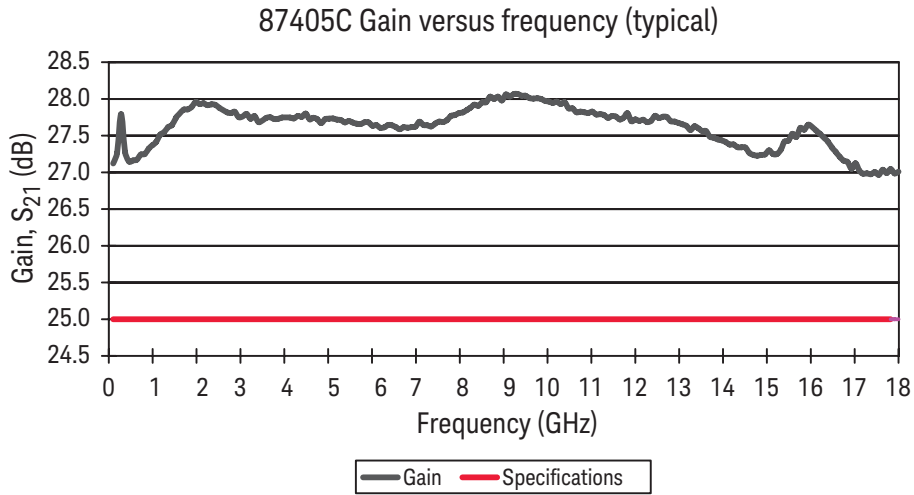


Figure 5. Gain specifications for the 87405C preamplifier

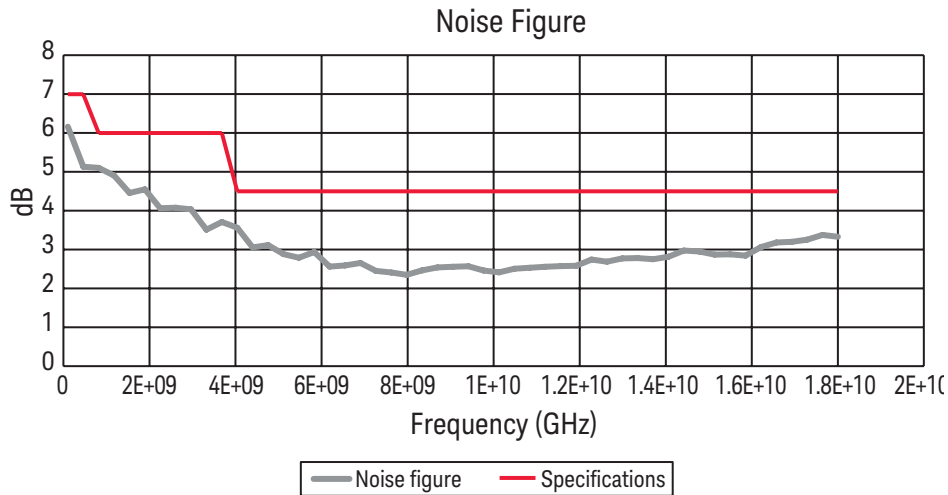


Figure 6. Noise figure specifications for the 87405C preamplifier

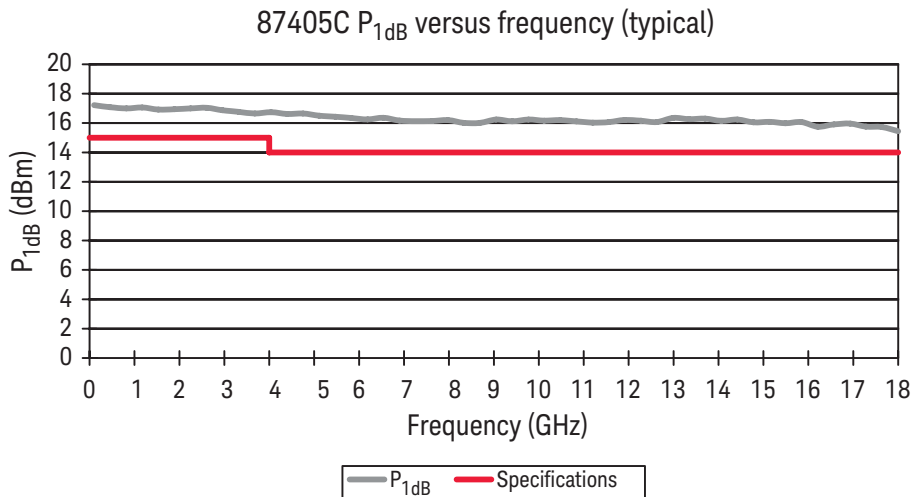


Figure 7. P_{1dB} specifications for the 87405C preamplifier

Typical Performance *(continued)*

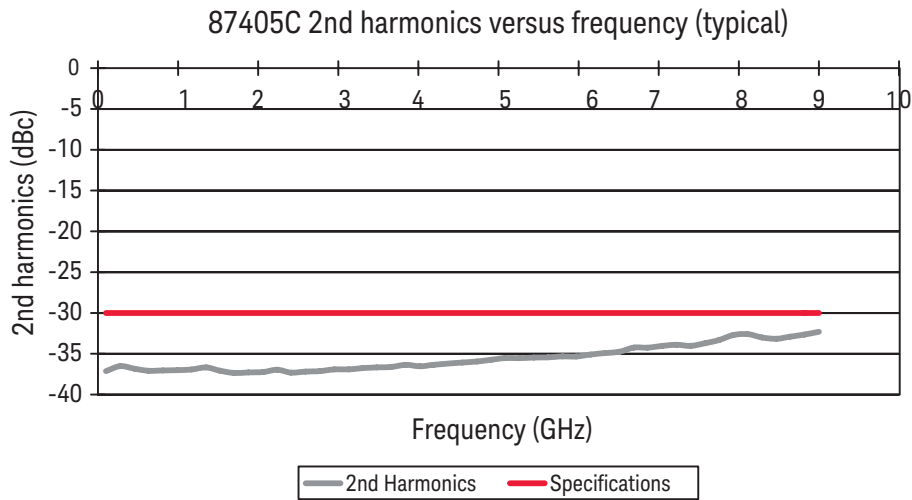


Figure 8. 2nd harmonics specifications for the 87405C preamplifier

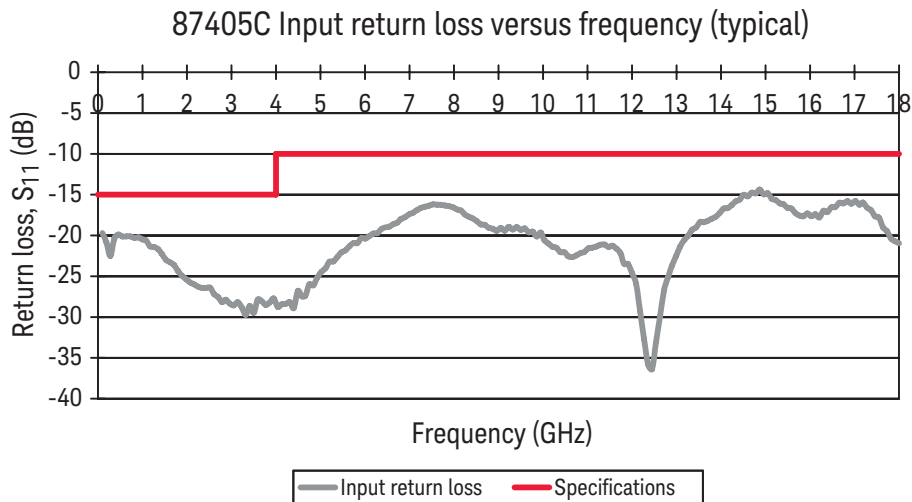


Figure 9. Input return loss specifications for the 87405C preamplifier

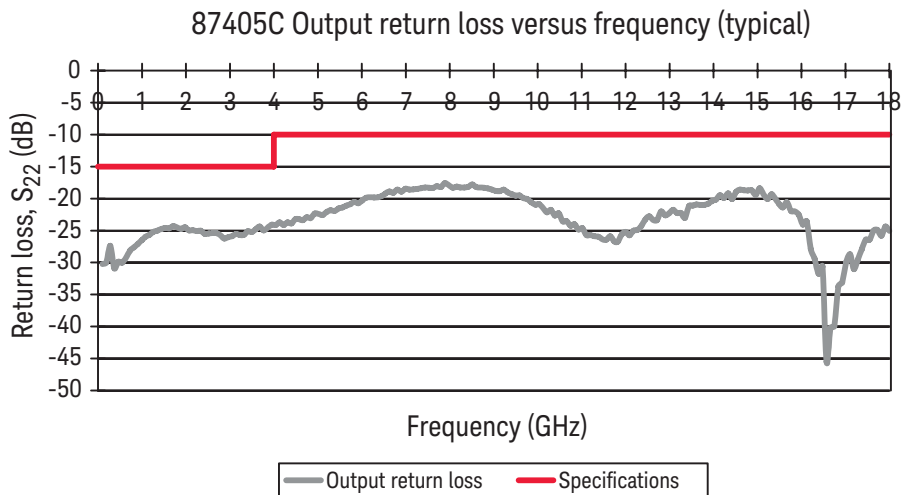


Figure 10. Output return loss specifications for the 87405C preamplifier

Ordering Information

87405C Preamplifier 0.1 to 18 GHz

Cable options (must order one)

87405C-101	Cables - banana plugs Banana plugs – to be used with any triple DC output power supply, compatible with the Keysight E3631A power supply.
87405C-102	Cables - probe power bias Probe power bias – to be used when connected to compatible Keysight instruments with port 3-pin probe power.
87405C-103	Cables - DSUB 15-pin 15 pin bias – compatible with the Keysight 87422A remotely locatable power supply.

Web Resources

<http://www.keysight.com/find/preamp>

Related Literature

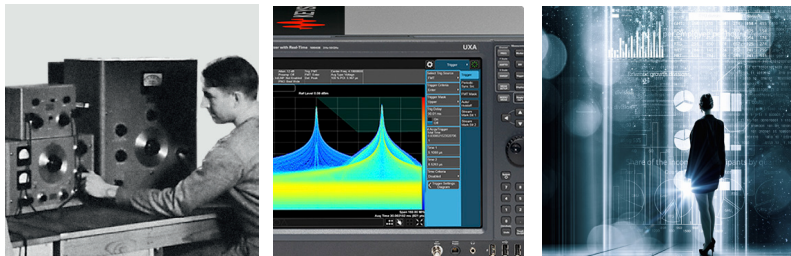
Keysight Preamplifiers and System Noise Figure Application Note,
literature number [5989-5742EN](#)

Keysight 87405C 100 MHz to 18 GHz Preamplifier,
literature number [5989-5741EN](#)

Evolving Since 1939

Our unique combination of hardware, software, services, and people can help you reach your next breakthrough. We are unlocking the future of technology.

From Hewlett-Packard to Agilent to Keysight.



For more information on Keysight Technologies' products, applications or services, please contact your local Keysight office. The complete list is available at: www.keysight.com/find/contactus

Americas

Canada	(877) 894 4414
Brazil	55 11 3351 7010
Mexico	001 800 254 2440
United States	(800) 829 4444

Asia Pacific

Australia	1 800 629 485
China	800 810 0189
Hong Kong	800 938 693
India	1 800 11 2626
Japan	0120 (421) 345
Korea	080 769 0800
Malaysia	1 800 888 848
Singapore	1 800 375 8100
Taiwan	0800 047 866
Other AP Countries	(65) 6375 8100

Europe & Middle East

Austria	0800 001122
Belgium	0800 58580
Finland	0800 523252
France	0805 980333
Germany	0800 6270999
Ireland	1800 832700
Israel	1 809 343051
Italy	800 599100
Luxembourg	+32 800 58580
Netherlands	0800 0233200
Russia	8800 5009286
Spain	800 000154
Sweden	0200 882255
Switzerland	0800 805353
	Opt. 1 (DE)
	Opt. 2 (FR)
	Opt. 3 (IT)
United Kingdom	0800 0260637

For other unlisted countries: www.keysight.com/find/contactus (BP-9-7-17)

DEKRA Certified
ISO 9001 Quality Management System

www.keysight.com/go/quality

Keysight Technologies, Inc.
DEKRA Certified ISO 9001:2015
Quality Management System

This information is subject to change without notice.
© Keysight Technologies, 2009 - 2015, 2018
Published in USA, January 11, 2018
5989-5743EN
www.keysight.com

myKeysight

myKeysight

www.keysight.com/find/mykeysight

A personalized view into the information most relevant to you.

http://www.keysight.com/find/emt_product_registration

Register your products to get up-to-date product information and find warranty information.

KEYSIGHT SERVICES
Accelerate Technology Adoption.
Lower costs.

Keysight Services

www.keysight.com/find/service

Keysight Services can help from acquisition to renewal across your instrument's lifecycle. Our comprehensive service offerings—one-stop calibration, repair, asset management, technology refresh, consulting, training and more—helps you improve product quality and lower costs.

Keysight Assurance Plans

www.keysight.com/find/AssurancePlans

Up to ten years of protection and no budgetary surprises to ensure your instruments are operating to specification, so you can rely on accurate measurements.

Keysight Channel Partners

www.keysight.com/find/channelpartners

Get the best of both worlds: Keysight's measurement expertise and product breadth, combined with channel partner convenience.

www.keysight.com/find/mta

