

# Digital Pre-emphasis Processor

## BERTScope® DPP Series Datasheet



BERTScope DPP125C Option ECM

### Notice to EU customers

This product is not updated to comply with the RoHS 2 Directive 2011/65/EU and will not be shipped to the EU. Customers may be able to purchase products from inventory that were placed on the EU market prior to July 22, 2017 until supplies are depleted. Tektronix is committed to helping you with your solution needs. Please contact your local sales representative for further assistance or to determine if alternative product(s) are available. Tektronix will continue service to the end of worldwide support life.

### Features & Benefits

- 1 to 12.5 Gb/s for Support of Hardware-based Equalization of 2nd- and 3rd-generation Serial Standards
- 3- or 4-tap for Full Support of Compliance Testing for 802.3ap, Serial Attached SCSI, 10GBASE-KR Backplanes, DisplayPort™, USB 3.0/3.1 PCI Express® Gen3
- Pre-cursor or Post-cursor Adjustment for Optimizing Compensation for ISI and Loss
- Exceptionally Easy Setup with Concurrent Multiple Domain Views Ideal for Operation as a Stand-alone Instrument Controlled by a Remote PC, or with a BERTScope for Complete Software Integration
- Precise Control to Correct for Effects such as Backplane ISI or Optical Effects with Adjustability through Tap Weights or Step Response provides the Flexibility Needed for Complete Design Characterization
- Optional integrated reference clock multiplication to PCIe compliant 2.5 GHz, 5 GHz, and 8 GHz
- Optional integrated eye opener functionality for testing DUTs with long channels
- Optional integrated clock doubler enables full rate stress for 12 Gb/s SAS
- BERTScope Clock/Data delay compensated internally to allow length-matched cables
- Enclosure with the BERTScope footprint to allow equipment stacking

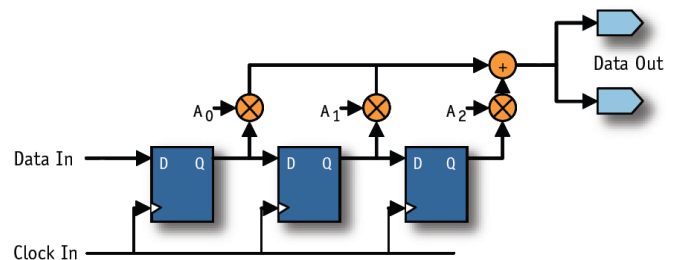
- New microcontroller to provide more processing power
- RS-232 interface enhancement to speed up PCIe receiver equalization link training

### Applications

- Design Characterization for High-speed, Sophisticated Designs
- Certification Testing of Serial Data Streams for Industry Standards
- Design/Verification of High-speed I/O Components and Systems

### Overview

The DPP125C is a nonlinear signal conditioner capable of adding controllable amounts of pre-emphasis to a signal. It takes in single-ended inputs of data and clock.



Example functional block diagram (3-Tap shown).

The BERTScope DPP Series can operate as a stand-alone instruments controlled by a PC, or with a BERTScope for complete software integration. It can be fully automated, and with its compact size, it will easily fit into a manufacturing environment.



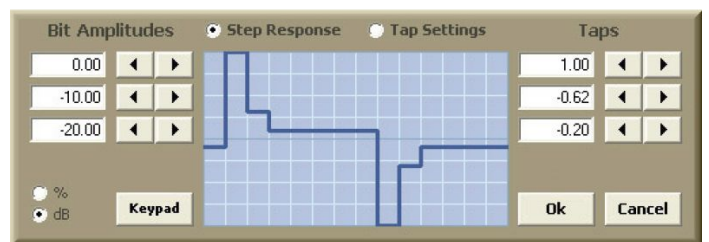
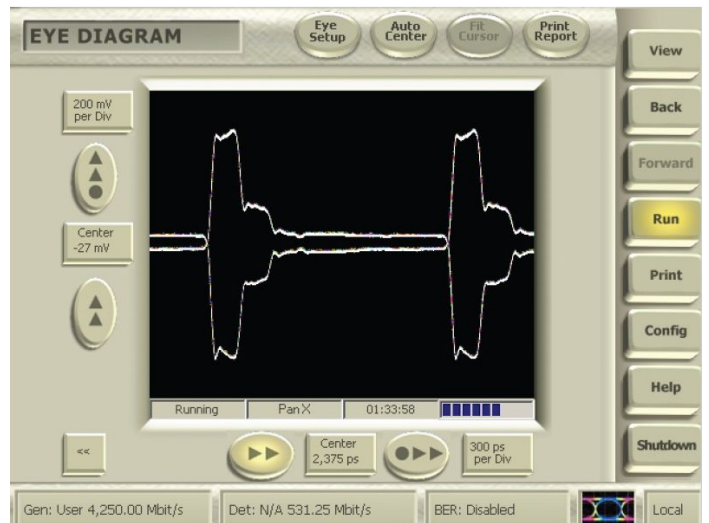
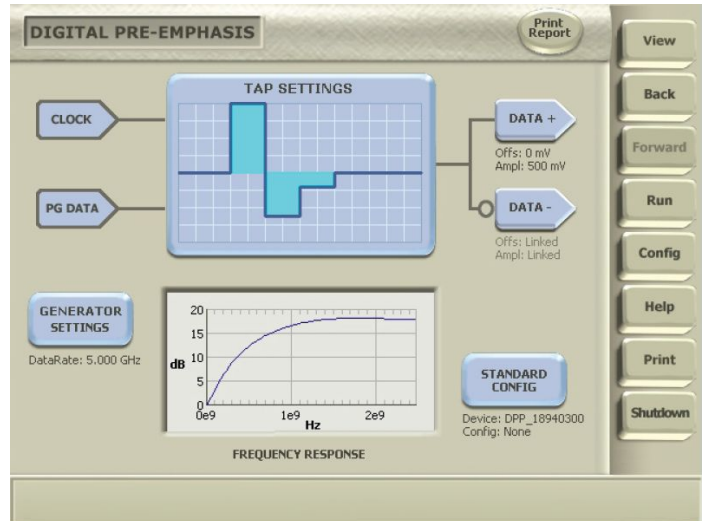
BERTScope DPP125C connected to a laptop



BERTScope DPP125C rear view

### Intuitive control with many views

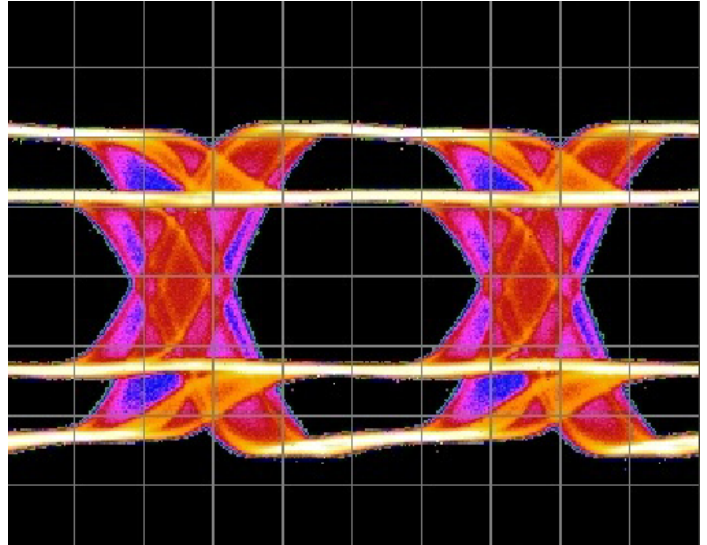
The wave shape can be adjusted in the user interface by either directly entering tap weights, or through an amplitude-weighted time domain bitmap showing the step response. In addition to these two views, a frequency-domain Bode plot is calculated and displayed to show the effect being implemented. This is particularly helpful when counteracting the effects of circuit board ISI with a measured frequency response.



Intuitive user interface gives multiple views of the output waveform

## Adjustable output

Output amplitude is user adjustable in amplitude and offset, and is offered differentially.



De-emphasized signal with sinusoidal jitter from a BERTScope

## Specifications

All specifications are guaranteed unless noted otherwise. All specifications apply to all models unless noted otherwise.

<b>Data rate range</b>	1-12.5 Gb/s
------------------------	-------------

---

### Inputs

<b>Clock</b>	Single-ended, SMA connector
<b>Sensitivity (Typical)</b>	250 mV
<b>Termination</b>	50 $\Omega$ , AC coupled
<b>Maximum jitter transfer</b>	1:1, Input clock to Output data

---

<b>Data</b>	Single-ended, SMA connector
<b>Sensitivity (Typical)</b>	250 mV, PN31 pattern
<b>Termination</b>	50 $\Omega$ , AC coupled

---

### Outputs

<b>Data</b>	Differential, SMA connector
<b>Maximum amplitude (Typical)</b>	1.8 V, differential, adjustable
<b>Differential skew (Typical)</b>	<2 ps
<b>Maximum DC offset (Typical)</b>	$\pm$ 500 mV
<b>Coupling</b>	AC, AC-coupled data with DC-coupled output offset
<b>Function</b>	3- or 4-tap, clocked FIR
<b>Random jitter (Typical)</b>	<350 fs <sup>RMS</sup> , additive, 1010 pattern
<b>Tap range</b>	-100 to +100 (including 0) in 1% steps
<b>Tap resolution</b>	1% or 0.1 dB, any tap
<b>Transition time</b>	<40 ps, all taps, 1010 pattern

---

## General specifications

<b>Control interface</b>	USB 2.0
<b>Dimensions</b>	
<b>Width</b>	39.4 cm (15.5 in)
<b>Height</b>	9.5 cm (3.75 in)
<b>Depth</b>	33.6 cm (13.25 in)
<b>Weight</b>	4 kg (9 lb)
<b>Power consumption</b>	<150 W
<b>Voltage</b>	100-240 V AC, 45-63 Hz; Auto-range, IEC power plug

## Standards requirements

Standard	Required number of taps	Notes
802.3ap, 10GBASE-KR 10GbE Backplane	3	-
PCI Express 2.5 GT/s Receiver	2	0.7 dB for receiver testing
PCI Express 5 GT/s Transmitter	2	Selectable 3.5 dB and 6.0 dB levels on transmitters
PCI Express 8 GT/s	3	All preshoot and deemphasis settings in TxEQ coefficient matrix
SAS 6 Gb/s	2	2 dB for reference transmitters 2-4 dB for device transmitters
Display Port Transmitter 1.62 Gb/s and 2.7 Gb/s	2	Selectable 3.5 dB, 6 dB, or 9.5 dB on transmitters
USB 3.0 Transmitter 5 GT/s	2	3.5 dB nominal $\pm 0.5$ dB on transmitters

## Ordering information

The BERTScope DPP Series can be operated stand-alone with a PC (not included) or with a suitable BERTScope model.

### DPP125C

DPP125C 1-12.5 Gb/s 3-Tap Digital Pre-emphasis Processor

### Instrument options

Opt. 4T Optional 4-Tap Digital Pre-emphasis Processor

Opt. ECM Optional integrated PCIe compliant clock multiplication for 2.5/5/8 GHz, eye opener, and clock doubler for 12 Gb/s SAS

### Accessories

All models include: Power cable (US), USB cable, 2 SMA input cables, CD-ROM with software



Tektronix is registered to ISO 9001 and ISO 14001 by SRI Quality System Registrar.



Product Area Assessed: The planning, design/development and manufacture of electronic Test and Measurement instruments.

**ASEAN / Australasia** (65) 6356 3900  
**Belgium** 00800 2255 4835\*  
**Central East Europe and the Baltics** +41 52 675 3777  
**Finland** +41 52 675 3777  
**Hong Kong** 400 820 5835  
**Japan** 81 (3) 6714 3086  
**Middle East, Asia, and North Africa** +41 52 675 3777  
**People's Republic of China** 400 820 5835  
**Republic of Korea** +822 6917 5084, 822 6917 5080  
**Spain** 00800 2255 4835\*  
**Taiwan** 886 (2) 2656 6688

**Austria** 00800 2255 4835\*  
**Brazil** +55 (11) 3759 7627  
**Central Europe & Greece** +41 52 675 3777  
**France** 00800 2255 4835\*  
**India** 000 800 650 1835  
**Luxembourg** +41 52 675 3777  
**The Netherlands** 00800 2255 4835\*  
**Poland** +41 52 675 3777  
**Russia & CIS** +7 (495) 6647564  
**Sweden** 00800 2255 4835\*  
**United Kingdom & Ireland** 00800 2255 4835\*

**Balkans, Israel, South Africa and other ISE Countries** +41 52 675 3777  
**Canada** 1 800 833 9200  
**Denmark** +45 80 88 1401  
**Germany** 00800 2255 4835\*  
**Italy** 00800 2255 4835\*  
**Mexico, Central/South America & Caribbean** 52 (55) 56 04 50 90  
**Norway** 800 16098  
**Portugal** 80 08 12370  
**South Africa** +41 52 675 3777  
**Switzerland** 00800 2255 4835\*  
**USA** 1 800 833 9200

\* European toll-free number. If not accessible, call: +41 52 675 3777

**For Further Information.** Tektronix maintains a comprehensive, constantly expanding collection of application notes, technical briefs and other resources to help engineers working on the cutting edge of technology. Please visit [www.tek.com](http://www.tek.com).

Copyright © Tektronix, Inc. All rights reserved. Tektronix products are covered by U.S. and foreign patents, issued and pending. Information in this publication supersedes that in all previously published material. Specification and price change privileges reserved. TEKTRONIX and TEK are registered trademarks of Tektronix, Inc. All other trade names referenced are the service marks, trademarks, or registered trademarks of their respective companies.

