



Quick Fact Sheet

Agilent N6705B* DC Power Analyzer

Includes: N673X, N674X, N675X, N676X, N677X



Get insight into your device's power consumption – in minutes, not hours – without writing a single line of code

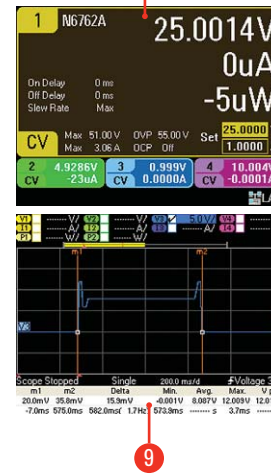


1. Color display for fast, simple setup and monitoring
2. Digital voltage and current read back with meter view
3. Arbitrary power waveform generator
4. Easy front-panel controls eliminate the need to develop programs
5. Rear panel computer interfaces: GPIB, USB, LAN (LXI class C compliant)
6. Emergency stop button-stops output of power but measurements continue
7. Connections and controls color-coded to display
8. Up to 4 advanced DC power outputs
9. Oscilloscope-like view of voltage and current with markers and calculated measurements
10. Data logging of voltage, current, and power

Save time with this single-box solution

- Unrivaled productivity gains for sourcing and measuring DC voltage and current
- One-box solution that eliminates the need to gather multiple instruments: up to 4 advanced DC power supplies, DMM, scope, arb and data logger

* The N6705B is a full replacement of the discontinued N6705A.



14585A control and analysis software

The software for the DC power analyzer complements the front panel of the N6705A/B mainframe, offering advanced functionality and PC control. It is a flexible R&D tool for any application. It can control any of the N6700 family's over 30 DC power modules when installed in a N6705A/B mainframe. When used to control an N6781A SMU, it can be used for advanced battery drain analysis applications.

Key features

- Complements the N6705A/B DC power analyzer's front panel controls.
- Control and analyze data from up to four N6705A/B DC power analyzer mainframes and any installed modules at once – that's up to 16 power supplies simultaneously.
- Easily create complex waveforms to stimulate or load down a DUT by inputting a formula, choosing from built-in, or importing waveform data.
- Enhanced control and analysis of data with familiar PC controls and large display.
- Data log measurements directly to a PC.
- Perform statistical analysis of power consumption.



Anticipate — Accelerate — Achieve



Agilent Technologies

Quick Fact Sheet

Agilent N6705B DC Power Analyzer

The Agilent N6705B DC Power Analyzer is a modular system consisting of a mainframe and your choice of up to 4 power modules.

	Mainframe	Basic modules N673X, 4X, 7X	High-performance modules N675X	Precision modules N676X
Power	Up to 600 W total power	50 W, 100 W, 300 W	50 W, 100 W, 300 W, 500 W	50 W, 100 W, 300 W, 500 W
Voltage	Up to 240 V (with multiple modules in series)	Up to 150 V	Up to 60 V	Up to 60 V
Current	Up to 100 A (with two 50 A modules in parallel)	Up to 20 A	Up to 50 A	Up to 50 A
Voltmeter accuracy	N/A	0.1% + 20 mV	0.05% + 10 mV	0.016% + 1.5 mV
Ammeter accuracy	N/A	0.15% + 2 mA	0.1% + 4 mA	0.05% + 100 nA
Arbitrary waveform generator function	Sine, step, pulse, ramp, trapezoid, staircase, exponential, user-defined voltage, user-defined current			
Scope function	Digitizes at up to 100 kHz, up to 512 k points, up to 16 bits (module dependent)			
Data logger	Measurement interval from 20 μ to 60 s, max of 500 M readings per data log (module dependent)			
Memory	4 GB internal, up to 2 GB from external USB memory device			
Interface	GPIB, USB, LAN (LXI-C)			



For applications where space is critical, consider the Agilent N6700 low-profile mainframes with similar capabilities in a small 1U footprint.

Recommended service options

Additional two years of Return-to-Agilent warranty
 Additional two years of Return-to-Agilent calibrations
 For more information go to www.agilent.com/find/removealldoubt

To find a distributor go to:
www.agilent.com/find/distributors

Options and accessories

Model	Description
N6705B-055	Delete data logger
N6705B-AKY/USB	Delete USB interface/Include front and rear panel USB ports
1CP005A	Rack mount kit
14585A control and analysis SW	Downloadable for free; To communicate to N6705A/B and N67xx modules a license key must be installed in the N6705A/B
N6705B-056	14585A license ordered as option to new N6705B
N6705U-056	14585A license for already owned N6705A [discontinued] or N6705B

Example applications...	Using built-in features
PC motherboard power on/off	Output sequencing for proper turn on/off
Design validation of automotive electronics	User defined arbs to create ISO crank profiles
Sleep-mode current for RF power amps	μ A current measurement capabilities
Military radio characterization	Data logger with markers for data analysis

