


# Keysight N4916A De-Emphasis Signal Converter

Data Sheet  
Version 1.1



## De-Emphasis Signal Injection Enables Robust Receiver and Board Designs:

- Industry-first de-emphasis signal converter
- Variable de-emphasis post-cursor up to 12 dB in 0.1 dB steps
- Differential outputs
- Supports data rates up to 13.5 Gb/s
- Convenient operation with integrated user interface for the Keysight J-BERT N4903A and the 81141/81142A serial pulse data generators
- Worst-case testing with jitter feed-through capability
- Simple upgrade for installed Keysight Technologies, Inc. equipment

## Industries First De-Emphasis Signal Converter

### Robust Receiver Designs

The Keysight N4916A de-emphasis signal converter enables design and test engineers to accurately characterize gigabit serial ports and channels that operate with de-emphasized signals. This results in more robust receiver designs, with reliable operation in real PC board environments.

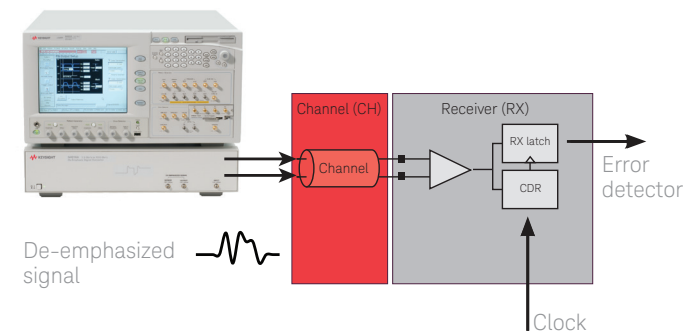


Figure 1. The de-emphasis signal converter allows emulating a transmitter by varying the de-emphasis in a wide range. This enables to check if the receiver works properly with a real-world channel that generates ISI (Inter Symbol Interference) effects. Alternatively injecting de-emphasized signals allows minimizing the ISI effects caused by the test board environment, helpful when testing receivers with most ideal inputs signal conditions.

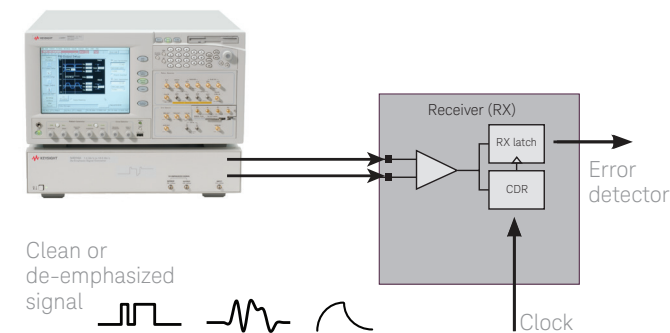


Figure 2. When the receiver is tested directly, the de-emphasized signal can be used to characterize if the receiver works properly with over- and under-compensation of channel effects. Jitter can be added on top for worst case stress testing of the receiver port.

De-emphasis is a commonly used technique for transmitting electrical signals at gigabit data rates to compensate for signal degradations caused by printed circuit boards, e.g. by motherboards, add-in cards or backplanes.

The most popular high-speed electrical standards require transmitter de-emphasis, sometimes also called pre-emphasis. These standards are: PCI Express®, SATA 3 Gb/s, fully buffered DIMM, CEI, and 10 Gb Ethernet.

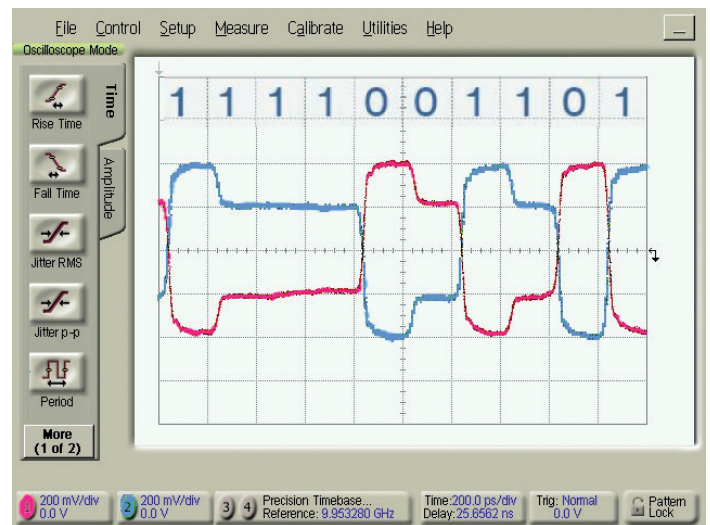


Figure 3. De-emphasized differential signal generated with the N4916A and the J-BERT N4903A at 5 Gb/s data rate, 400 mV, 6 dB de-emphasis. Screen shot captured with an Keysight 86100C DCA-J with 70 GHz remote sampling module 86118A.

## User Interface

The N4916A de-emphasis signal converter can be controlled from the graphical user interface of the J-BERT N4903A high-performance serial BERT and the 81141A/81142A serial pulse data generators.




Figure 4. A configuration example for generating a differential de-emphasis signal when controlling the N4916A with the J-BERT N4903A.

The de-emphasis signal parameters can be controlled via the user interface of the Keysight J-BERT N4903A or 81141/81142A serial pulse data generators.

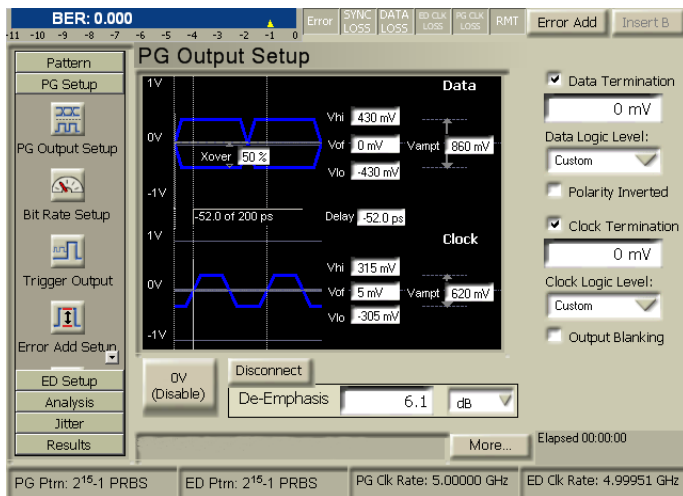


Figure 5. The de-emphasis amplitude can be set conveniently as dB or % value in the pattern generator output setup window.

## Specifications



Figure 6. Front panel connectors of N4916A

### De-emphasized signal output (OUTPUT)

Table 1. Output characteristics. All timing parameters are measured at ECL levels.

Range of operation	1.5 to 13.5 Gb/s (12.5 Gb/s max. with J-BERT N4903A)
Format	NRZ
Output amplitude	Single-ended: 100 mV to 0.8 V, 5 mV resolution Differential: 200 mV to 1.6 V, 10 mV resolution
Output voltage window	-1.2 to +1.8 V if terminated to GND. Addresses PECL (3.3 V) terminated to +1.3 V, ECL terminated to -2 V, LVDS, CML.
De-emphasis amplitude ratio of post-cursor	0 to 12.0 dB in 0.1 dB steps. Entry in dB or %.
Transition time	< 30 ps (20 to 80%) typical
Total jitter	< 30 ps peak-peak typical (with jitter injection disabled in J-BERT and 81141/81142A)
External termination voltage	-2 V to +3V <sup>1</sup>
Jitter feed-through	Yes
Interface	Differential or single-ended, DC-coupled, 50 Ω. Terminate unused output.
Connector	2.4 mm, female

- For positive termination voltage or termination GND, external termination voltage must be less than 3 V below VOH. For negative termination voltage, the external termination voltage must be less than 2 V below VOH. The external termination voltage must be less than 3 V above VOL.

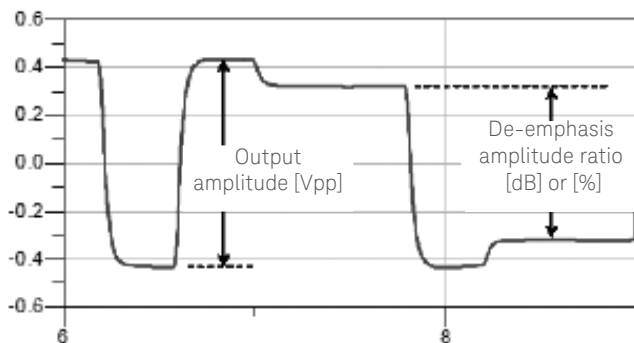


Figure 7. Definition of nominal output voltage and de-emphasis amplitude

### Data input (INPUT)

Signals have to be used from DATA OUT of the J-BERT N4903A or the 81141/2A serial pulse data generator. The unused output has to be terminated with 50 Ω to GND.

Table 2. Input characteristics

Levels	Automatically handled by generator
Mark density of input pattern	45 % to 55 %
Interface	Single-ended, DC-coupled, 50 Ω to Ground
Connector	2.4 mm, female

### General characteristics

Table 3. Mainframe characteristics

Operating temperature	5 to 40 °C
Storage temperature	-40 to + 70 °C
Operating humidity	95 % relative humidity non-condensing
Storage humidity	50% relative humidity
Power requirements	100-240 Vac, ±10%, 50-60 Hz; 100-120 Vac, ±10%, 400 Hz.
Power consumption	170 VA max.
Physical dimensions	Width: 426 mm Height: 89 mm Depth: 521 mm
Weight (net)	10 kg
Weight (shipping max)	12.5 kg
Sound power level	LWA < 55 dB (A) according to ISO 77795
Recommended re-calibration period	1 year. See order instructions for calibration services.

### Rear panel connectors

USB 2.0, power




Figure 8. Rear panel of the N4916A

## Remote Control Interfaces

Via USB 2.0 to the controlling instruments N4903A or 81141/2A. These offer GPIB (IEEE 488), LAN, and USB 2.0

## Remote Control Languages

SCPI or via the web server of the Keysight J-BERT N4903A or the 81141/2A.

## Regulatory Standards

### Safety

IEC 61010-1:2001; EN 61010-1:2001;  
CAN/CSA-C22.2 No. 61010-1-04; ISA – 82.02.01: 2004  
UL 61010-1: 2004

### EMC

IEC 61326-1:1997 + A1: 1998;  
EN 61326-1:1997 + A1: 1998

## Quality Management

ISO 9004, ISO 14000

## Software Control

These software revisions are a pre-requisite to control the N4916A de-emphasis signal converter:

- J-BERT N4903A requires SW revision 4.8 or later.
- 81141/2A requires SW revision 4.8 or later.

See [www.keysight.com/find/n4916](http://www.keysight.com/find/n4916) for software downloads.

## Specification Assumption

The specifications in this document describe the instrument's warranted performance. Non-warranted values are described as typical. All specifications are valid in a temperature range from 5 to 40 °C ambient temperatures after a warm-up phase of 30 minutes. If not otherwise stated, all inputs and outputs need to be terminated with 50 Ω to Ground. All specifications, if not otherwise stated, use the recommended cable set N4910A (2.4 mm, 24" matched pair) and the N4915A-004 2.4 mm cable from the generator output to the de-emphasis signal converter input.

## Order Instructions

De-emphasis signal converter N4916A

Includes one 50 Ω termination (SMA), one 2.4 mm to SMA adapter, a USB cable, a commercial calibration report and certificate ("UK6"), and a getting started guide.

## Calibration

Calibration services R1282A

## Productivity assistance

Remote or on-site R1380-N49xx  
Productivity assistance PS-S20 and PS-S20-02

## Recommended accessories

One 2.4 mm cable (m-m) N4915A-004  
2.4 mm cable kit (matched pair) N4910A  
Rack mount kit 81110A-1CM



Figure 9. 2.4 mm cable N4915A-004 for connecting N4916A

Related Literature	Publication Number
<i>J-BERT N4903A</i> , Data Sheet	5989-2899EN
<i>81141/2A Serial Pulse Data Generator</i> , Data Sheet	5989-3052EN
<i>De-emphasized Signal Generation with the Keysight N4916A De-Emphasis Signal Converter</i> , Product Note	5989-7193EN

## Evolving Since 1939

Our unique combination of hardware, software, services, and people can help you reach your next breakthrough. We are unlocking the future of technology.

From Hewlett-Packard to Agilent to Keysight.



For more information on Keysight Technologies' products, applications or services, please contact your local Keysight office. The complete list is available at: [www.keysight.com/find/contactus](http://www.keysight.com/find/contactus)

### Americas

Canada	(877) 894 4414
Brazil	55 11 3351 7010
Mexico	001 800 254 2440
United States	(800) 829 4444

### Asia Pacific

Australia	1 800 629 485
China	800 810 0189
Hong Kong	800 938 693
India	1 800 11 2626
Japan	0120 (421) 345
Korea	080 769 0800
Malaysia	1 800 888 848
Singapore	1 800 375 8100
Taiwan	0800 047 866
Other AP Countries	(65) 6375 8100

### Europe & Middle East

Austria	0800 001122
Belgium	0800 58580
Finland	0800 523252
France	0805 980333
Germany	0800 6270999
Ireland	1800 832700
Israel	1 809 343051
Italy	800 599100
Luxembourg	+32 800 58580
Netherlands	0800 0233200
Russia	8800 5009286
Spain	800 000154
Sweden	0200 882255
Switzerland	0800 805353
	Opt. 1 (DE)
	Opt. 2 (FR)
	Opt. 3 (IT)
United Kingdom	0800 0260637

For other unlisted countries: [www.keysight.com/find/contactus](http://www.keysight.com/find/contactus) (BP-9-7-17)

**DEKRA Certified**  
ISO 9001 Quality Management System

[www.keysight.com/go/quality](http://www.keysight.com/go/quality)  
Keysight Technologies, Inc.  
DEKRA Certified ISO 9001:2015  
Quality Management System

### myKeysight

#### myKeysight

[www.keysight.com/find/mykeysight](http://www.keysight.com/find/mykeysight)

A personalized view into the information most relevant to you.

[http://www.keysight.com/find/emt\\_product\\_registration](http://www.keysight.com/find/emt_product_registration)

Register your products to get up-to-date product information and find warranty information.

### KEYSIGHT SERVICES

Accelerate Technology Adoption.  
Lower costs.

#### Keysight Services

[www.keysight.com/find/service](http://www.keysight.com/find/service)

Keysight Services can help from acquisition to renewal across your instrument's lifecycle. Our comprehensive service offerings—one-stop calibration, repair, asset management, technology refresh, consulting, training and more—helps you improve product quality and lower costs.



#### Keysight Assurance Plans

[www.keysight.com/find/AssurancePlans](http://www.keysight.com/find/AssurancePlans)

Up to ten years of protection and no budgetary surprises to ensure your instruments are operating to specification, so you can rely on accurate measurements.

#### Keysight Channel Partners

[www.keysight.com/find/channelpartners](http://www.keysight.com/find/channelpartners)

Get the best of both worlds: Keysight's measurement expertise and product breadth, combined with channel partner convenience.

PCI-SIG®, PCIe® and the PCI Express® are US registered trademarks and/or service marks of PCI-SIG.

[www.keysight.com/find/n4916](http://www.keysight.com/find/n4916)



Unlocking Measurement Insights

This information is subject to change without notice.  
© Keysight Technologies, 2017  
Published in USA, December 1, 2017  
5989-6062EN  
[www.keysight.com](http://www.keysight.com)