

# DATA LOGGERS

## 8 TO 16 CHANNEL LOGGER

### MODELS DL-1080 & DL-1081

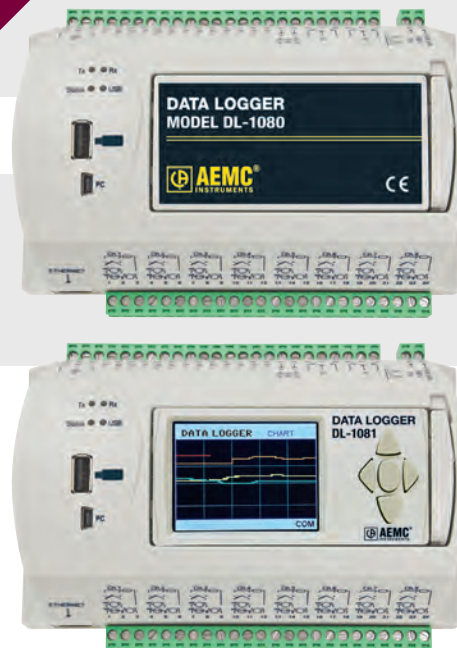
Versatile, powerful and cost effective data loggers handling analog, digital and other types of variables with high resolution and speed

### SPECIFICATIONS

MODELS	DL-1080 & DL-1081	
<b>ELECTRICAL</b>		
<b>Input Type</b>	<b>Measuring Range:</b>	<b>Accuracy:</b>
J	-184° to 1832°F (-120° to 1000°C)	±0.2% (F.R.) ±1°C
K	-202° to 2501.6°F (-130° to 1372°C)	
T	-202° to 752°F (-130° to 400°C)	
E	-202° to 1436°F (-130° to 780°C)	
N	-202° to 2372°F (-130° to 1300°C)	
R	68° to 3214.4°F (20° to 1768°C)	±0.2% (F.R.) ±3°C
S	68° to 3214.4°F (20° to 1768°C)	
B	212° to 3308°F (100° to 1820°C)	
Pt100	-328° to 1562°F (-200° to 850°C)	±0.15% (F.R.)
Pt1000	-328° to 1562°F (-200° to 850°C)	
Linear 0 to 20mA	User Programmable	±0.15% (F.R.)*
Linear 4 to 20mA		
Linear 0 to 20mV		
Linear 0 to 50mV		
Linear 0 to 60mV		
Linear -20 to 20mV		
Linear 0 to 5V		
Linear 0 to 10V		
<b>Digital Inputs</b>	Logic level "0": from 0 to 0.8Vdc Logic level "1": from 3 to 30Vdc	
<b>Internal Memory</b>	2MB	
<b>Excitation Current</b>	Pt100s: 360µA; ; Pt1000s: 320µA	
<b>Maximum Pt100/Pt1000 Compensated Cable Resistance</b>	40Ω	
<b>Maximum Input Voltage</b>	30Vdc	
<b>Input Current @ 30Vdc (typical)</b>	3mA	
<b>Digital Outputs</b>	Maximum output voltage: 30Vdc Maximum output current: 200mA Maximum relay current: 3A @ 250VAc; 3A @ 30Vdc	
<b>Storage Rate</b>	from 1ms to 24 hours	
<b>Maximum Channel Logged</b>	100	
<b>Supported Modbus Commands</b>	Read Coil Status (01h) Read Holding Registers (03h) Write Single Coil (05h) Write Single Register (06h) Write Multiple Registers (0Fh)	
<b>Power Supply</b>	100 to 240Vac, 50/60Hz, 20VA (max)	
<b>ENVIRONMENTAL</b>		
<b>Operating Temperature</b>	32° to 122°F (0° to 50°C)	
<b>Relative Humidity</b>	80% up to 85°F (30°C) For temperatures higher than 85°F (30°C), decrease 3% per °C	
<b>Altitude</b>	< 6500ft (2000m)	
<b>Protection</b>	IP20	

F.R. = Full Range

\*The full scale refers to the input of the sensor signal and not the range of configured indication.



#### INPUTS RATED CAT II



### FEATURES

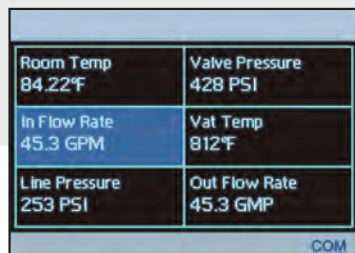
- 8 universal analog input channels
- 8 digital I/Os (individually configured as inputs or outputs)
- 2 relay outputs (NO, NC and common)
- RS485 interface (Modbus master or slave)
- 24Vdc output to power up to eight 4 to 20mA transmitters
- Ethernet interface for LAN and internet use
- USB-device interface for configuring, monitoring and download
- USB-host interface for logged data retrieval through a USB flash drive
- Up to 32 configurable alarms
- Up to 128 virtual channels
- Detachable display (optional)
- Up to 100 channels can be logged at a configurable rate
- Includes FREE software for data retrieval, real-time display, analysis and report generation
- 4 input channel types: analog, digital, remoted and virtual
- Up to 16GB SD card interface

# DATA LOGGERS

## 8 TO 16 CHANNEL LOGGER

### MODEL DL-1081 Color Functional Displays

#### "FAVORITES" SCREEN



Shows a six-position grid where you can assign a channel to be displayed real-time in each position.

#### "CHART" SCREEN

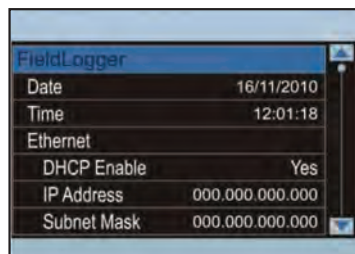


Displays a plot of the favorite channels values.

#### SOFTWARE SCREENS

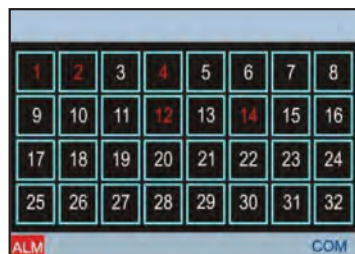


#### "CONFIGURATION" SCREEN



Data logger and display parameters can be changed and viewed on this screen.

#### "ALARMS" SCREEN



A 32-position grid where each numbered position is related to its equivalent alarm or event. When an alarm is active, its number will be displayed in red on this screen.



### PRODUCT INCLUDES

**DL-1080 & DL-1081 SOFTWARE**  
USB drive supplied with software, drivers and user manual

CATALOG NO.	DESCRIPTION
2134.61	Data Logger Model DL-1080 (8 Analog to 8 Digital Channel, no LCD)
2134.62	Data Logger Model DL-1081 (8 Analog to 8 Digital Channel, LCD)

