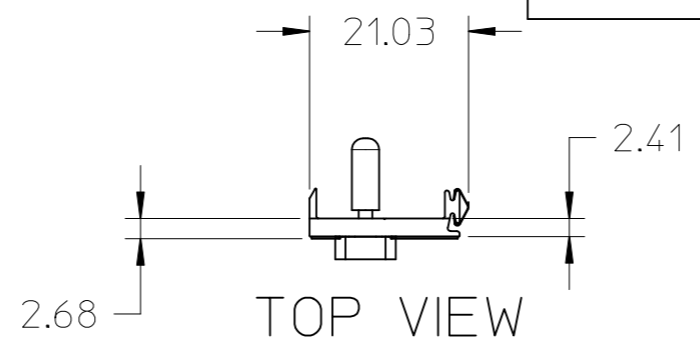
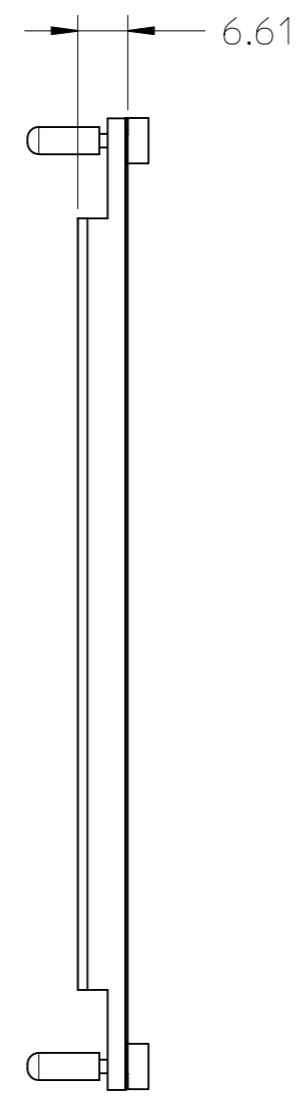


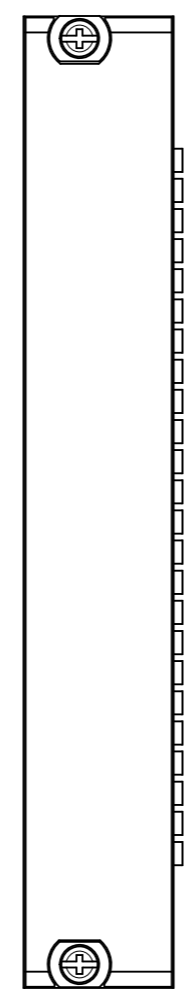
LEFT TOP FRONT



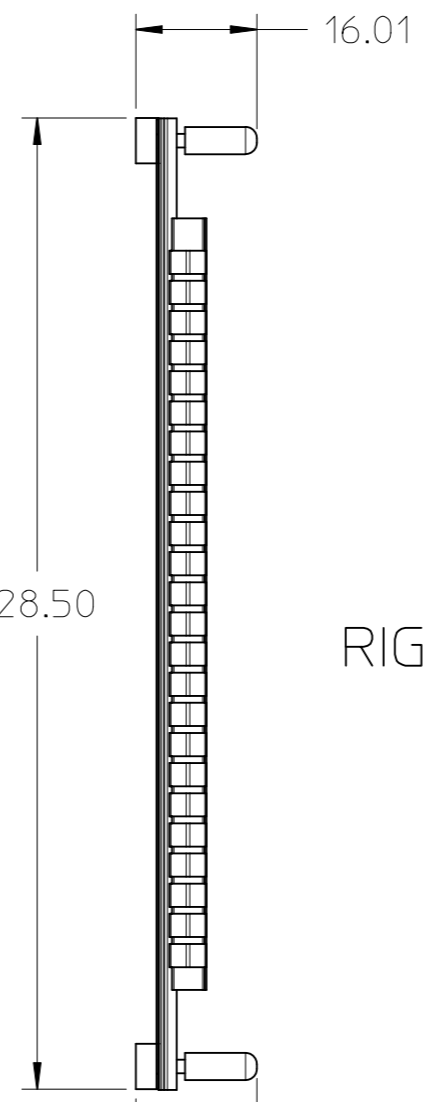
TOP VIEW



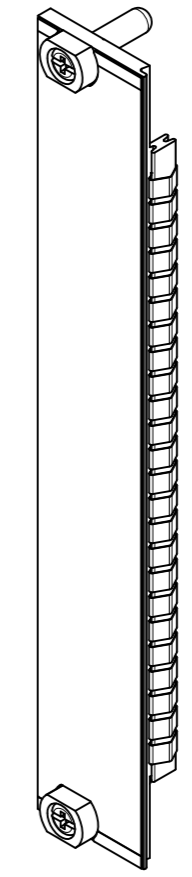
LEFT VIEW



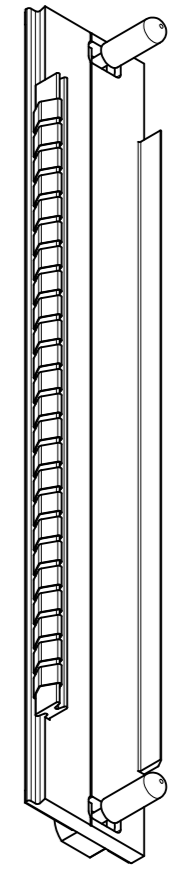
FRONT VIEW



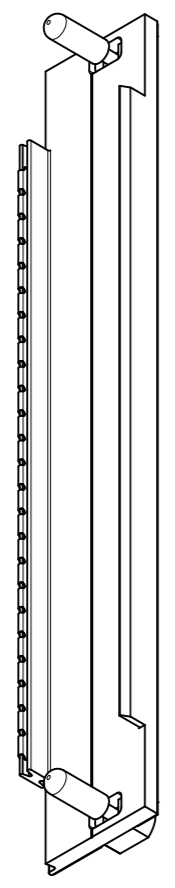
RIGHT VIEW



RIGHT TOP FRONT



RIGHT BOTTOM LEFT



LEFT BOTTOM BACK

DO NOT SCALE THIS <b>METRIC</b> DRAWING	GD&T SYMBOLOGY PER ISO 1101 & ISO 5459	TP DRAWN BY	2018-10-22 DATE (YYYY-MM-DD)	<b>Y1213A PXI EMC FILLER PANEL</b>			
		ENGINEER/CHECKER	DATE				
UNLESS OTHERWISE SPECIFIED		° DIMENSIONS ARE IN MILLIMETERS		1 OF 1	1X	<b>A3</b>	<b>Y1213A</b> DOCUMENT NUMBER
° THIRD ANGLE PROJECTION		° ADHERENCE TO DWG A-5951-1561-1 (COMPANY STD. SECTION 608) AND A-5951-1745-1 (GSE) IS REQUIRED		SHEET	SCALE		