

Keysight Technologies Transmit/Receive Module Test Platform (TRM-X)

Technical Overview



Z2095B-400 Aerospace Defense TRM-X Test Platform

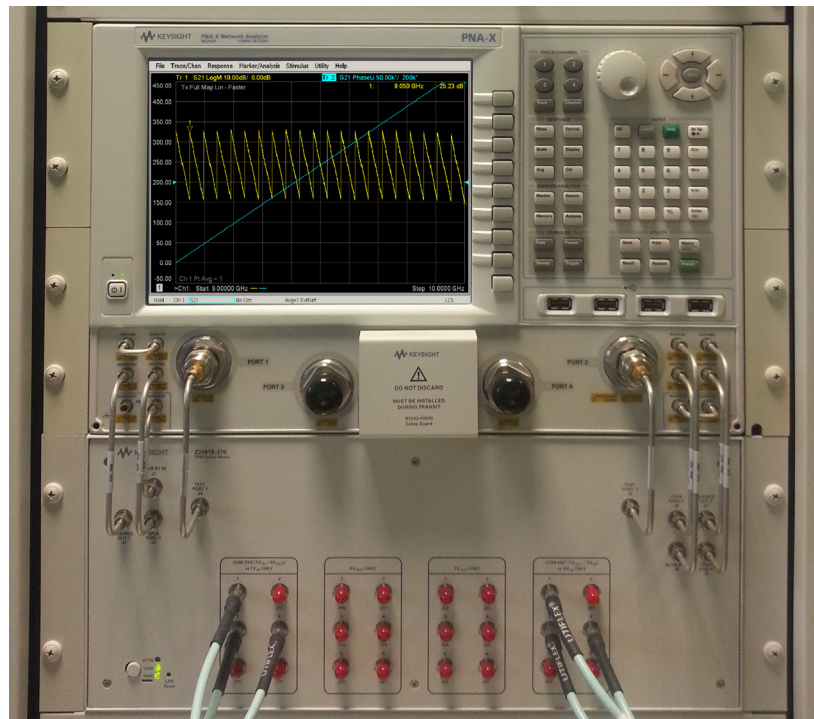
The Z2095B-400 Aerospace Defense TRM-X Test Platform, when coupled with Keysight's world wide support capability, measurement science expertise and ability to deliver systems when and where needed, can provide you with all of the T/R module (TRM) test capability you need to develop and test AESA radar; datalink; and satcom transmit/receive modules.

Platform Product

TRM-X is a platform solution, where typically 80% of the test system can be standardized. The remaining 20% is specific to the Device Under Test (DUT) and must be flexible for support and customization. The platform concept includes a standard product architecture that meets the major part of the test needs for a DUT. As a standard product the platform has a number of available options to increase the capability of the standard design. Keysight has put in place the infrastructure and the processes to tailor and/or customize the product even further to meet 100% of the test needs. Platform based solutions include not just the specific hardware required by a customer, but also the software, training, consulting, support, and service needed to ensure a complete solution.

The Keysight Platform Product Concept

- Maximizes the use of commercial off the shelf (COTS) products.
- Includes hardware, application software, and system software.
- Keysight's development infrastructure and processes provide a solution that is easily repeated, updated, and maintained.
- A solution that goes beyond integration and includes long term hardware and software support.
- A system platform that is linked to future instrument development.
- Leverage Keysight measurement science and test solution expertise.



Key Features and Benefits

Specialized hardware and the latest instruments maximize asset life and lower overall cost of test

- Best measurement technology with X-Series instruments.
- Flexible DUT control and easily configurable using COTS FPGA.
- Easily scalable and optimized from development to production.

Instrument upgrades linked to the test system ensure higher return on assets (ROA)

- Keep up with latest measurements/RF formats allowing faster response to technology and product turn-over.

World-class measurement technique expertise increase reliability and reduce production cost

- Stable and repeatable measurements.
- Improved correlation across systems using Keysight instruments in development and production.
- Multi-DUT capability with simultaneous testing, loading and unloading of multiple devices.
- Keysight brings expertise in the trade-offs between performance, cost, speed, reliability, ease of use, and flexibility

Platform developed to greatly reduce Non-Recurring engineering cost

- Industry standard test sequencer, and languages.
- Faster test process development.
- The end user can easily customize the system as necessary
- Less resource required for each New Product Introduction.

System Calibration increases repeatability and product yield

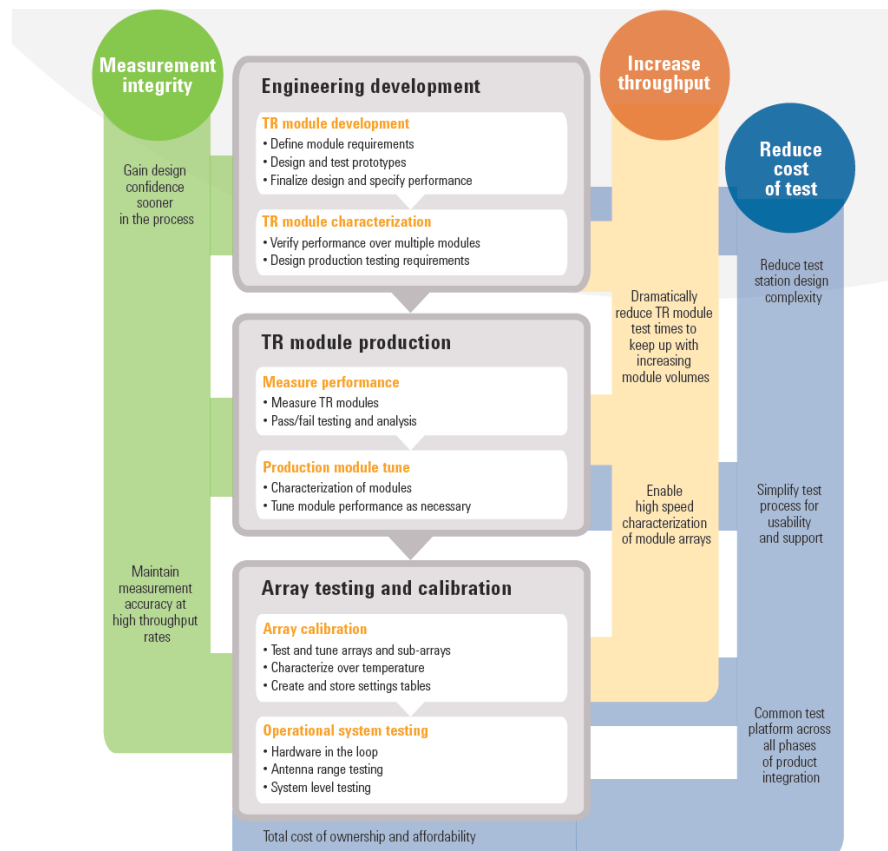
- Accurate system calibration.
- Simple tools for RF path calibration data.
- Correlation across test systems.
- Specify system reference plane at DUT ports.

Software optimized for greater throughput and lower production cost

- Open, scalable software environment.
- Immediate usability with platform framework.
- Full access to all system resources for local customization.
- Best in class tools (C#, LabVIEW, TestStand).

Comprehensive support decreases total cost of test system ownership

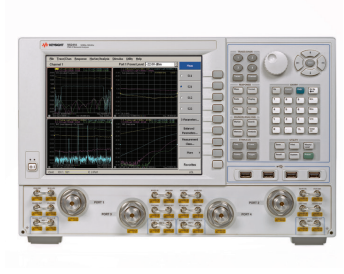
- Globally coordinated, locally delivered, full-service support.
- Tailor support by site.
- Customer supportable for higher up-time.



System Instruments

The TRM-X is comprised of Keysight instruments and switching hardware specifically designed for the TRM test environment. Measurements are implemented with a core of X-Series instruments such as the PNA-X, MXA or PXA, and InfiniiVision oscilloscope. The X-Series instruments are an evolutionary approach to signal analysis that spans instrumentation, measurements and software. They give the flexibility to satisfy business and technical requirements across multiple products and programs – now and in the future.

PNA-X Network Analyzer




The world's most integrated and flexible single-connection microwave test engine for measuring active devices such as amplifiers, mixers, and frequency converters. Available in various frequency ranges up to 8.5GHz, 13.5GHz, 26.5GHz, 43.5GHz, 50GHz, and 67GHz.

MXA Signal Analyzer



As standards evolve and cycles get shorter, each project demands tradeoffs and decisions about specification, capabilities, throughput, and yield. The MXA is a highly flexible signal analyzer that provides the versatility to adapt to changing test requirements.

InfiniiVision 3000 Oscilloscope



Keysight's InfiniiVision MSOX3014A, offers superior performance and optional capabilities that are not available in any other oscilloscope in its class. Keysight's breakthrough technology delivers more scope for the same budget.

N1912A Power Meter



The Keysight P-Series power meters provide peak, average, peak-to-average ratio, max, min, rise/fall time, and statistical measurements. With the N192XA wideband power sensors, provides a measurement frequency range from 50 MHz to 40 GHz with an internal zero and calibration capability.

N6700B Power Supplies



The Keysight N6700B is a 400 W 1U high, 4-slot modular power system mainframe that accepts from 1 to 4 N6700 series DC power modules in any combination. The platform supports multiple N6700B mainframes. Higher power options are also available.

Z2091B-370 TRM Switch Matrix



The Z2091B-370 TRM Switch Matrix is specifically designed to integrate using the PNA-X "loops" for high performance T/R module test. It is available in three frequency options: 18GHz, 26.5GHz, or 40GHz. It provides switching for up to six two-port DUTs and options to test multi-port DUTs (3 or 4 ports per DUT). It has capability to support internal or external amplifier.

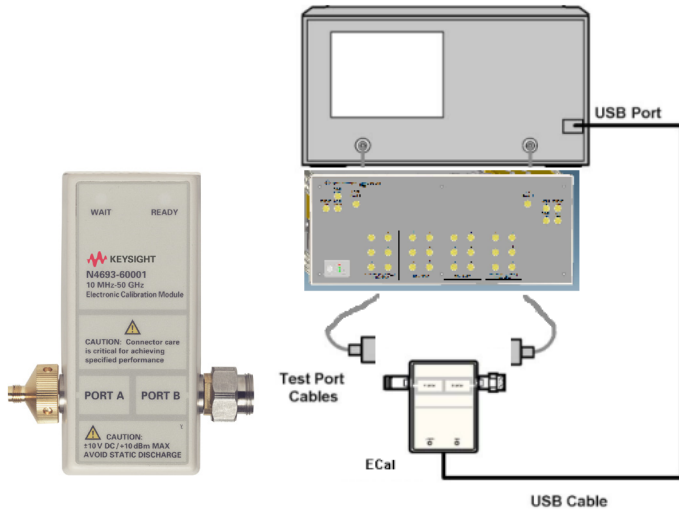
PXIe 18-Slot Chassis



Keysight's M9018A chassis provides the ultimate in flexibility, compatibility, and performance. 16 PXIe Hybrid slots allow a mix and match of PXIe and PXI-1 hybrid compatible modules for DUT control or measurement.

System calibration

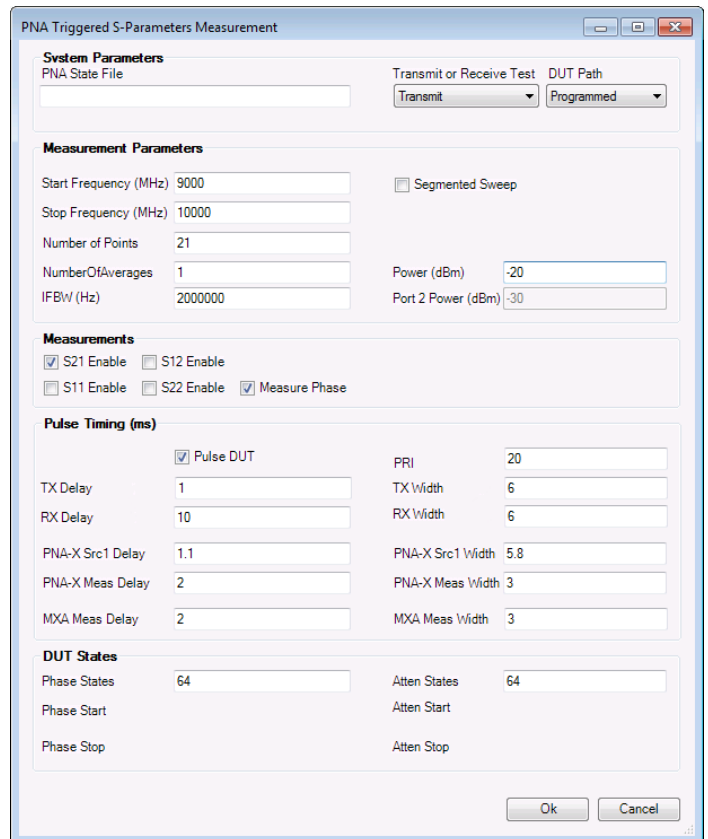
- Using one of Keysight's ECal modules, system calibration is based on S-parameter measurements of paths, permitting better accuracy at the system test ports.
- De-embedding of the various adapters can be used while performing the PNA-X two-port calibration for high accuracy at the DUT.



- System calibration data can be archived.
- Enables the T/R module test engineer to define the calibration plane to be established. This can be especially important when these modules use non-standard connectors requiring custom calibration kits.
- Cal Pods can be used in-line to enhance calibrations without disconnecting a DUT, particularly when performing temperature/vacuum test.



- Cal Pods are ambient, temperature compensated or TVAC reflection transfer standards (i.e. Open, Short, Load) that are installed as close to the DUT as possible.
- Cal Pods allow a calibration to be automatically refreshed if the electrical parameters (of the path between the PNA-X and the Cal Pods) have changed between the original calibration (typically performed with E-Cal) and the current measurement without disturbing the DUT setup.
- Keysight's TRM-X test system supports the use of Cal Pods in low or high I/O count applications.



System Core

Industrial grade system cabinet

The TRM-X standard rack configuration is a single-bay 2m rack, a 1.3m option is also available. It provides rugged enclosure for instruments, well designed cooling to increase instrument life, protection for cables and instruments, expansion space, and well-designed ergonomics and a flexible DUT I/O capability.

Industrial PC

A controller that is supported world-wide, has ample expansion room (PCI and IA slots), a stable operating system and easy upgrade as PC technology evolves.

KVM Switch

Allows the operator to efficiently switch between PC and Rack Instruments to utilize a common control capability and improve productivity.

Flat Screen monitor, keyboard & mouse

Space saving operator interface on a swing arm that can be adjusted for best ergonomic fit.

AC Power Control

In-rack AC power distribution that supports power systems the world over. Emergency-Off button on the top, front of the rack for operator and facility protection.

Manufacture

The system is manufactured by Keysight's high quality Systems Network Division (SND) manufacturing organization, using processes developed specifically for aerospace and defense assembly and test. This ensures that each system is built and tested to rigid standards and significantly reduces any problem of inconsistent test results. This also ensures protection of proprietary and government information as required.



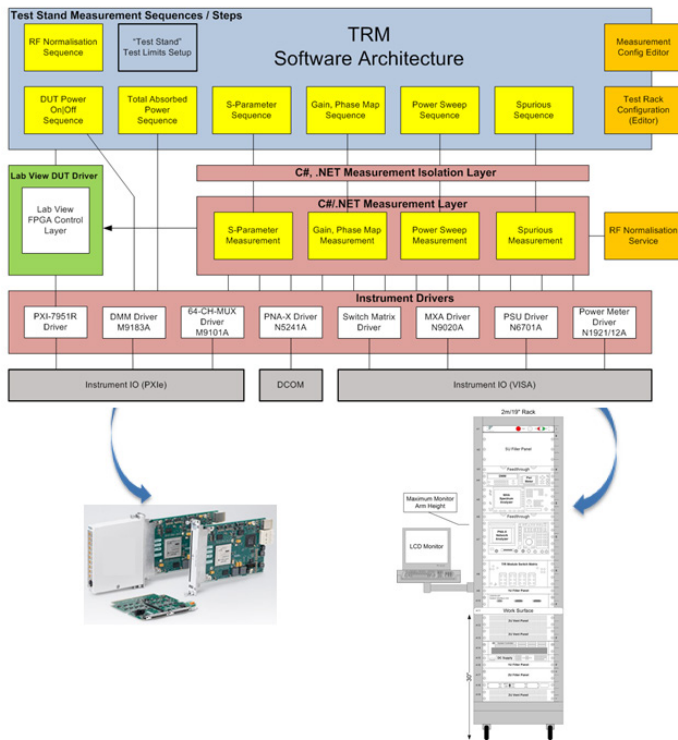
System Software

The TRM-X software framework provides software building blocks to handle RF path calibration data, measurement correction, system resources configuration, instrument control, and base measurement science. The test engineer has full access to all system resources for onsite, local customization.

Software Architecture

- A system platform permits the test engineer to enhance and add individual capabilities, such as new measurements and new instruments
- Increase Test Engineer productivity focus on test development vs. measurement coding

The diagram shows the software architecture. Objects in red are part of the platform framework and can be installed on their own. They include the measurements science, RF path correction, and management of system assets. The block in blue is the COTS test executive and items in yellow are support sequences in the test executive. The green block is the COTS FPGA DUT control.



- National Instrument TestStand is the COTS test executive for the TRM-X platform. It provides multithreaded autoscheduling for test throughput optimization.
- Logging of test results in Excel (.csv), XML, or custom formats.
- The software architecture provides immediate usability.
- The test engineer has full access to all resources and instrument applications for customization. Keysight factory support is not required by the customer should they choose to self-support.
- Keysight supplied measurement objects are written in C#.
- The architecture is open, allowing other solutions such as LabWindowsCVI, LabVIEW, legacy DLLs.

Measurement library

Measurements

- CW & Pulsed S-Parameters (S11, S12, S21, S22)
- High speed device characterization across multiple DUT Gain / Phase states
- CW & Peak RF Power
- Pulse profile
- Gain Compression
- Intermodulation Distortion / TOI
- Noise Figure
- Harmonic and Non-Harmonic Spurious
- AM to PM Conversion
- Static and Dynamic DC power

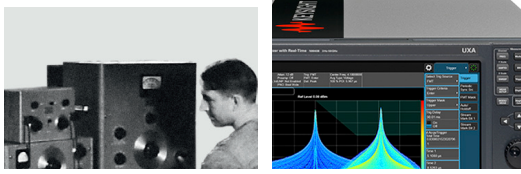
Refer to the Keysight instrument documentation for a comprehensive list of measurement capabilities.

- Correction of path effects, with interpolation when required.
- Switch paths are controlled via logical path names and not individual switch numbers.

Evolving Since 1939

Our unique combination of hardware, software, services, and people can help you reach your next breakthrough. We are unlocking the future of technology.

From Hewlett-Packard to Agilent to Keysight.



For more information on Keysight Technologies' products, applications or services, please contact your local Keysight office. The complete list is available at:

www.keysight.com/find/contactus

Americas

| | |
|---------------|------------------|
| Canada | (877) 894 4414 |
| Brazil | 55 11 3351 7010 |
| Mexico | 001 800 254 2440 |
| United States | (800) 829 4444 |

Asia Pacific

| | |
|--------------------|----------------|
| Australia | 1 800 629 485 |
| China | 800 810 0189 |
| Hong Kong | 800 938 693 |
| India | 1 800 11 2626 |
| Japan | 0120 (421) 345 |
| Korea | 080 769 0800 |
| Malaysia | 1 800 888 848 |
| Singapore | 1 800 375 8100 |
| Taiwan | 0800 047 866 |
| Other AP Countries | (65) 6375 8100 |

Europe & Middle East

| | |
|----------------|---------------|
| Austria | 0800 001122 |
| Belgium | 0800 58580 |
| Finland | 0800 523252 |
| France | 0805 980333 |
| Germany | 0800 6270999 |
| Ireland | 1800 832700 |
| Israel | 1 809 343051 |
| Italy | 800 599100 |
| Luxembourg | +32 800 58580 |
| Netherlands | 0800 0233200 |
| Russia | 8800 5009286 |
| Spain | 800 000154 |
| Sweden | 0200 882255 |
| Switzerland | 0800 805353 |
| | Opt. 1 (DE) |
| | Opt. 2 (FR) |
| | Opt. 3 (IT) |
| United Kingdom | 0800 0260637 |

For other unlisted countries:

www.keysight.com/find/contactus
(BP-9-7-17)

DEKRA Certified
ISO 9001 Quality Management System

www.keysight.com/go/quality
Keysight Technologies, Inc.
DEKRA Certified ISO 9001:2015
Quality Management System

myKeysight

myKeysight

www.keysight.com/find/mykeysight

A personalized view into the information most relevant to you.

www.keysight.com/find/emt_product_registration

Register your products to get up-to-date product information and find warranty information.

KEYSIGHT SERVICES
Accelerate Technology Adoption.
Lower costs.

Keysight Services

www.keysight.com/find/service

Keysight Services can help from acquisition to renewal across your instrument's lifecycle. Our comprehensive service offerings—one-stop calibration, repair, asset management, technology refresh, consulting, training and more—helps you improve product quality and lower costs.



Keysight Assurance Plans

www.keysight.com/find/AssurancePlans

Up to ten years of protection and no budgetary surprises to ensure your instruments are operating to specification, so you can rely on accurate measurements.

Keysight Channel Partners

www.keysight.com/find/channelpartners

Get the best of both worlds: Keysight's measurement expertise and product breadth, combined with channel partner convenience.

myKeysight

myKeysight

www.keysight.com/find/mykeysight

A personalized view into the information most relevant to you.

www.keysight.com/find/ad

