

# R&S® Spectrum Rider FPH Handheld Spectrum Analyzer Small form factor to handle big tasks

3 year  
warranty



# R&S® Spectrum Rider Handheld Spectrum Analyzer

## At a glance

The R&S® Spectrum Rider FPH is a versatile, user-friendly instrument in a rugged and appealing design. Each basic model has a unique frequency extension concept via keycode. The analyzer supports a wide frequency range up to 31 GHz.

The R&S® Spectrum Rider FPH is designed to suit both field and lab applications in indoor and in outdoor environments. Large buttons and a multifunction rotary control allow operation even with gloves. Its backlit keypad makes the analyzer also usable in the dark, and the bright non-reflecting display makes it readable in the sunshine. The battery lasts an entire working day. Its light weight, small form factor and ruggedness make the analyzer easy to carry. The instrument is a reliable companion even in harsh and difficult-to-reach environments.

Due to its fanless design, the analyzer operates noise free and is clean and reliable since no dust or water can slip in through the vent guard.

The small form factor does not limit the performance and capabilities of the R&S® Spectrum Rider FPH. Thanks to its solid RF performance, its short boot time and its ease of use, the R&S® Spectrum Rider FPH is the perfect instrument for spectrum measurements in the lab or in service applications.

The state-of-the-art touchscreen allows operation using smartphone-like touch gestures. An on-screen keyboard and many other functions make the life of the user easier.

### Key facts

- Frequency ranges from 5 kHz up to 31 GHz
- Frequency extensions via keycode
  - From 5 kHz down to 100 Hz (applicable to model .06/.13/.26)
  - From 2 GHz to 3 GHz or 4 GHz
  - From 6 GHz to 8 GHz
  - From 13.6 GHz to 20 GHz
  - From 26.5 GHz to 31 GHz
- Spectrum analysis for e.g.
  - Mobile communications
  - Radar and satellite communications
  - Broadcasting
- Solid RF performance
  - DANL: typ.  $-163$  dBm (10 MHz to 3 GHz, preamplifier on)
  - TOI measurement:  $+10$  dBm ( $f = 2.4$  GHz)
- Ideal for field use:  $> 6$  hour battery life, 2.5 kg (5.5 lb) weight, backlit keypad, fast boot time, nonreflective display, small footprint, ruggedized housing
- Large color display with touch and gesture operation
- Measurement wizard that supports measurement campaigns, speeds up measurements and avoids errors
- Features and options for various industries such as aerospace and defense, wireless communications, broadcasting, spectrum regulators and education
- Easy and cost-efficient upgrades of all options via software keycode
- 3-year warranty as standard (battery and accessories have one-year warranty)



# R&S® Spectrum Rider Handheld Spectrum Analyzer

## Benefits and key features

### Excellent in the field

- Lightweight, small and long battery life
  - Wide range of accessories
  - Nonreflective display and backlit keypad designed for outdoor use
  - Ruggedized in line with MIL-PRF-28800F class 2
- ▷ [page 4](#)

### Excellent for lab diagnostics

- Solid RF performance for diagnostics in the lab
  - EMI debugging with optional near-field probes
- ▷ [page 5](#)

### User-friendly

- Easy to use with smartphone-like gestures on the touchscreen
  - Configuration overview menu
  - Setting frequencies with channel tables
- ▷ [page 6](#)

### Future-ready

- Software-upgradeable frequency ranges
  - Multipurpose use in various industries, R&D and education
  - Easy upgrade of all options via software keycode
  - Optional software applications
    - Power measurements with power sensors
    - Internal channel power meter
    - Pulse measurements with power sensors
    - AM/FM analysis
- ▷ [page 8](#)

### Increasing productivity through measurement wizard

- Simplified measurements
  - Reproducible and fast measurements
- ▷ [page 12](#)

### Postprocessing and remote control

- R&S®InstrumentView software for measurement postprocessing and documentation
  - Remote control via LAN or USB
  - R&S®MobileView app for remote control and file transfer
- ▷ [page 14](#)



# Excellent in the field


## Lightweight, small and long battery life

The unique combination of low weight, small footprint, short boot time and the longest battery life on the market makes the R&S®Spectrum Rider FPH ideal for work in the field, even in remote, difficult-to-reach locations.

The R&S®Spectrum Rider FPH can operate an entire working day (more than 6 hours) without recharging or changing the battery. It weighs only 2.5 kg (5.5 lb) including battery.

## Examples of measurements in the field

- Verifying signal transmission (e.g. verifying 5G, broadcast, radar and satellite communications link)
- Spectrum checking, site survey
- Interference hunting
- EMF measurement
- Microwave link alignment



Protected connectors and interfaces

## Wide range of accessories

A soft carrying bag, battery charger, spare batteries and other accessories for work in the field are available.

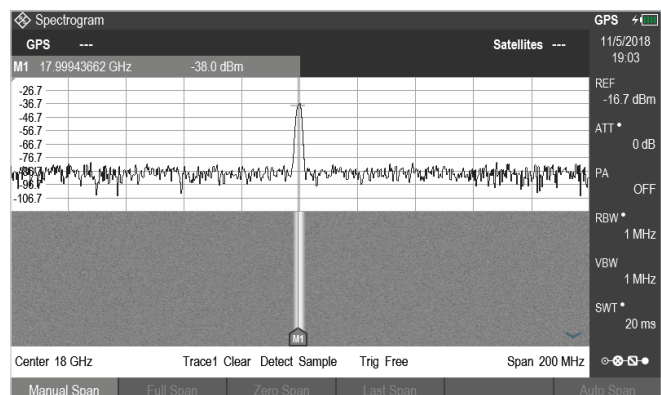
## Nonreflective display and backlit keypad designed for outdoor use

The 18 cm diameter (7") display is nonreflective, i.e. it shows the measurement result and not a mirror image of the operator. Adjusting the brightness makes the display easy to view in outdoor environments. The black-and-white mode makes it readable even in bright sunlight. The keypad can be illuminated for convenient work in dim environments. Large buttons and a rotary knob with enter function make it easy to operate the instrument even when wearing gloves.

## Ruggedized in line with MIL-PRF-28800F class 2

The R&S®Spectrum Rider FPH has no vents or fans that could suck in dirt or water. All interfaces and connectors are protected. The instrument is tested in line with the MIL-PRF-28800F class 2 mechanical test specification for work in rough environments. It is protected against dust and dripping water in line with the IP51 specification.

## High-contrast black and white display mode enhances screen readability



# Excellent for lab diagnostics

## Solid RF performance for diagnostics in the lab

With a phase noise of  $-105$  dBc (1 Hz) at 100 kHz offset from the carrier, a total measurement uncertainty of 0.5 dB and its high sensitivity (displayed average noise level (DANL) of typ.  $< -163$  dBm (10 MHz to 3 GHz with preamplifier on)), the R&S® Spectrum Rider FPH is a powerful and easy-to-use spectrum analyzer for RF diagnostics in service and development labs.

Examples of measurements in the lab:

- Frequency and amplitude of any RF device
- Accurate frequency readings with the frequency counter, e.g. for alignment of frequency references
- Measurement of spurious emissions
- Measurement of harmonics and intermodulation products
- Measurement of pulsed signals in the time domain

## EMI debugging with optional near-field probes

The R&S®HZ-15/R&S®HZ-17 near-field probes are used as diagnostic tools for EMI debugging, e.g. on circuit boards, integrated circuits, cables and shielding. The near-field probe set is ideal for emission measurements from 30 MHz to 3 GHz. The R&S®HZ-16 preamplifier improves measurement sensitivity up to 3 GHz, with approx. 20 dB gain and a noise figure of 4.5 dB. In combination with the R&S® Spectrum Rider FPH, the preamplifier and near-field probe set are a cost-effective means of analyzing and locating disturbance sources during development.

The R&S® Spectrum Rider FPH with near-field probes and DUT



# User-friendly

## Easy to use with smartphone-like gestures on the touchscreen

The R&S®Spectrum Rider FPH offers flexible and straightforward operation. Depending on the application, it can be operated either via its 7" capacitive touchscreen or with keys.

The analyzer's unique capacitive touchscreen enables users to adjust the most common settings, such as center frequency, span and reference level, and manage markers with intuitive gestures as with a smartphone.

Thanks to the large keys and the rotary knob with enter function, the R&S®Spectrum Rider FPH can be easily operated in outdoor environments and even with gloves in winter. There are dedicated softkeys and hardkeys for the most important settings such as frequency, span, amplitude, markers and limit lines.

For documentation purposes, the screenshot button makes it possible to save a graphics file with a single key-stroke. A USB flash drive or a microSD card can be used to collect large amounts of data.

The user interface is available in 11 languages: English, German, Korean, Japanese, Chinese, Russian, Italian, Spanish, Portuguese, French and Hungarian. All these languages are also supported by the convenient on-screen keyboard.

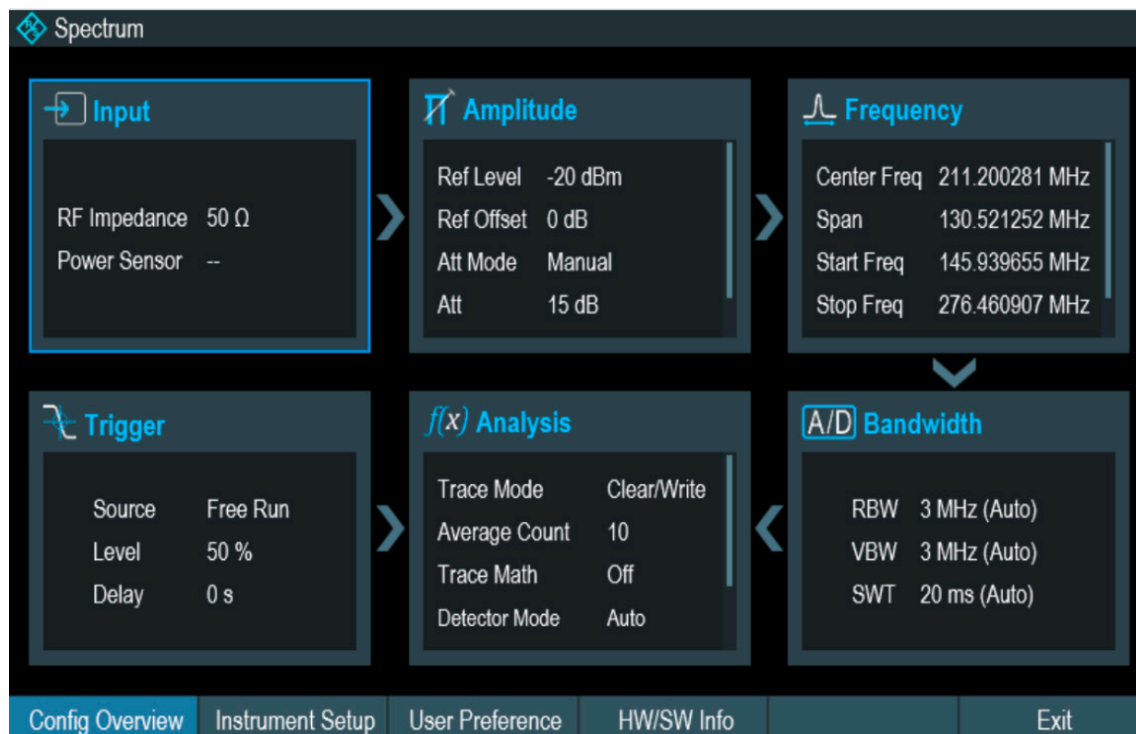
## Configuration overview menu

The configuration overview menu makes it easy for the user to get an overview of the main measurement settings. It shows the flow of spectrum measurements at different receiver stages, along with the relevant parameters that impact the measurements at each stage.

A click on the configuration overview icon provides quick access to the menu for checking and changing frequency, amplitude, bandwidth, etc.

## Setting frequencies with channel tables

Users who prefer to work with channel numbers instead of frequencies can easily do this using the predefined channel tables. The most common channel tables for wireless and broadcast systems are included as standard; users can also add their own channel tables.



Configuration overview menu

# Front view



# Future-ready

## Software-upgradeable frequency ranges

The R&S®Spectrum Rider FPH is the first handheld analyzer with software-upgradeable frequency ranges. The units handle frequencies between 5 kHz and up to 31 GHz. There is no downtime for the upgrade and no recalibration needed after the upgrade. This allows users to extend the frequency range whenever required. For example, users who have the 26.5 GHz basic model can easily upgrade their analyzer to 31 GHz by purchasing the R&S®FPH-B31 keycode option when their measurement criteria change.

## Multipurpose use in various industries, R&D and education

The excellent price/performance ratio of the R&S®Spectrum Rider FPH makes it attractive for field engineering companies, repair centers and development labs. The analyzer will also find its place in any RF teaching lab in schools and universities. The R&S®Spectrum Rider FPH includes a wide range of standard features, such as two spectrum traces, AM/FM audio demodulation, remote control and frequency counter, which are used in everyday spectrum analysis tasks. Field engineers and repair labs in various industries will find optional measurement applications for their daily work, as for example peak and average power measurements.

In addition, field strength measurements can be performed by connecting to a directional or isotropic antenna.

## Easy upgrade of all options via software keycode

All options can be easily added using a software keycode. This eliminates extra installation costs and turnaround times because there is no need to send the instrument to a service center for calibration or alignment.

The R&S®Spectrum Rider FPH with an R&S®NRP8S three-path diode power sensor



Software-upgradeable frequency ranges		
R&S®Spectrum Rider FPH	Frequency range	Frequency range upgradable to
Model .02	5 kHz to 2 GHz	3 GHz (with R&S®FPH-B3 option), 4 GHz (with R&S®FPH-B4 option)
Model .06	5 kHz to 6 GHz	8 GHz (with R&S®FPH-B8 option)
Model .13	5 kHz to 13.6 GHz	20 GHz (with R&S®FPH-B20 option)
Model .26	5 kHz to 26.5 GHz	31 GHz (with R&S®FPH-B31 option)
Model .06/.13/.26	5 kHz down to 100 Hz	100 Hz (with R&S®FPH-B29 option)



## Optional software applications

### Power measurements with power sensors

For applications requiring very high accuracy to measure and align transmitter levels, the R&S®FPH-K9 option allows the R&S®Spectrum Rider FPH to be used for power measurements together with the R&S®NRP power sensor series, with a measurement range of -70 dBm to +45 dBm and covering frequencies up to 110 GHz.

When used with an R&S®HA-Z360/Z361 optical power sensor, the R&S®Spectrum Rider FPH power meter mode reads out optical absolute power in dBm as well as relative power in dB.

### Internal channel power meter

The R&S®FPH-K19 channel power meter option converts the R&S®Spectrum Rider FPH into a portable power meter with a level measurement accuracy of typ. 0.5 dB. This option makes it possible to achieve power measurement

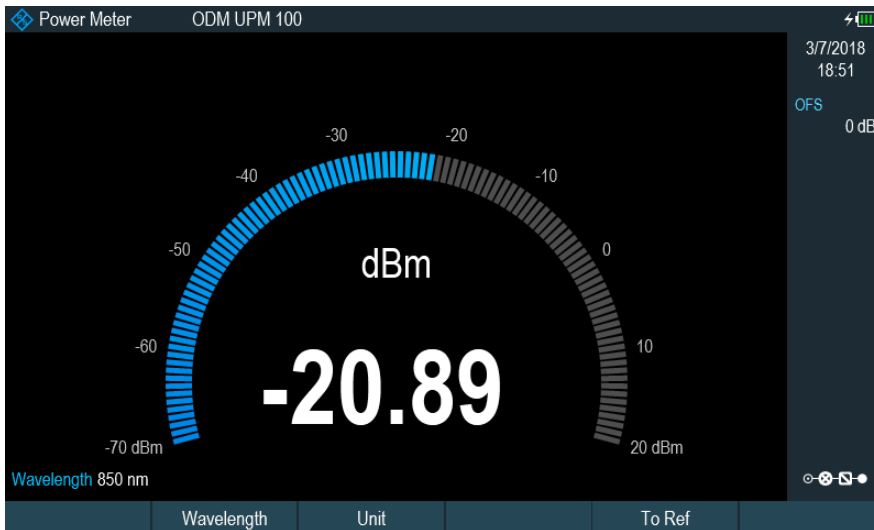
results fast and easily without needing a power sensor or the spectrum analyzer mode. This can help in applications such as checking power levels throughout the signal path of a field transmitter or verifying the power level of a device under test (DUT) in the lab.

### Pulse measurements with power sensors

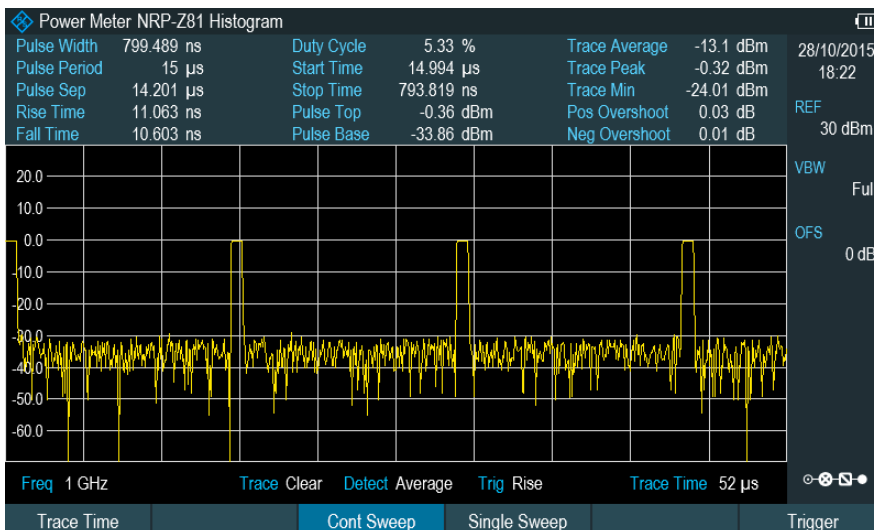
The R&S®FPH-K29 option enables precise pulse and peak power measurements using the R&S®Spectrum Rider FPH together with the R&S®NRP-Z8x wideband power sensor family. The R&S®NRP-Z8x wideband power sensors measure pulses with a resolution of up to 50 ns and support frequencies up to 44 GHz.

The main pulse parameters such as pulse width, rise/fall time and duty cycle will be displayed automatically. It is also possible to use the trigger function and markers and to zoom in on pulses by reducing the trace time. This is convenient for installation and maintenance measurements of radar systems.

Optical power measurement screen (R&S®FPH-K9)



Pulse analysis with the R&S®FPH-K29 option and R&S®NRP-Z8x wideband power sensors



## AM/FM analysis

The R&S®FPH-K7 option converts the R&S®Spectrum Rider FPH into an analog modulation analyzer to measure the quality of amplitude or frequency-modulated signals. The analog modulation display shows the waveform as well as measurement parameters such as carrier power, carrier offset, modulation index (depth) for AM signals, frequency deviation for FM signals, SINAD, THD, etc. The modulation summary display provides user-definable limits for each measurement.

## Interference analysis and signal strength mapping

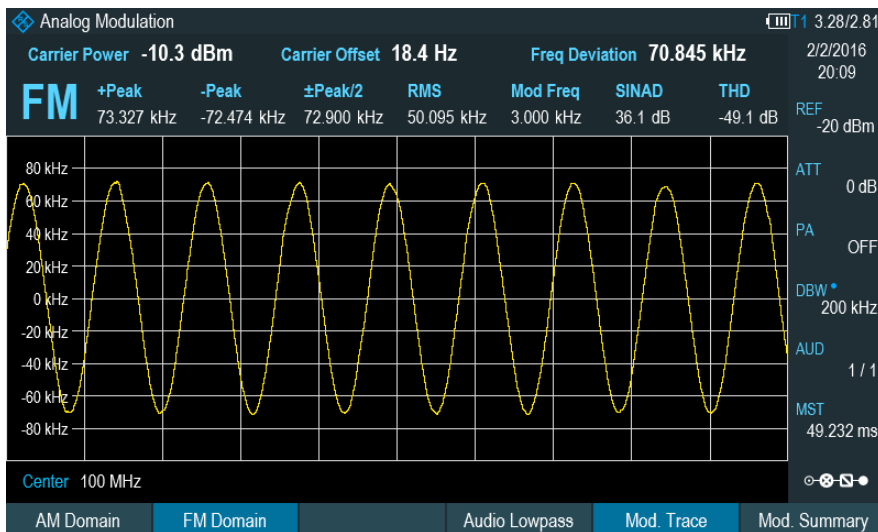
The R&S®FPH-K15 interference analysis and R&S®FPH-K16 signal strength mapping options are great tools for analyzing and locating ambiguous signals or interferers. When analyzing, long-time spectrogram recording allows up to 999 hours of on-air activity to be captured; the recording duration depends on the recording interval setting. The recorded data can be analyzed on the device or with the

R&S®InstrumentView software. The signal strength mapping displays a pictorial view of the signal power level on an indoor or outdoor map. The color indicator provides a good estimation of the signal coverage in a particular area or where the interferer or intended signal is most likely located.

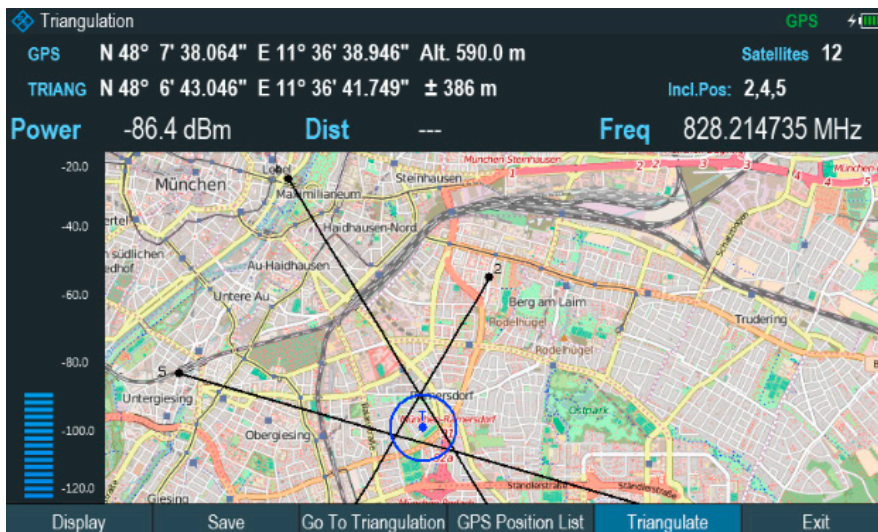
## Receiver mode

The R&S®FPH-K43 receiver mode option allows EMI diagnostics with weighted detectors such as the quasi-peak detector. Measurements are performed at a predefined frequency for an adjustable measurement time.

Analysis of a frequency-modulated signal with the R&S®FPH-K7 AM/FM analysis option



Locating a signal with the R&S®FPH-K15 interference analysis option



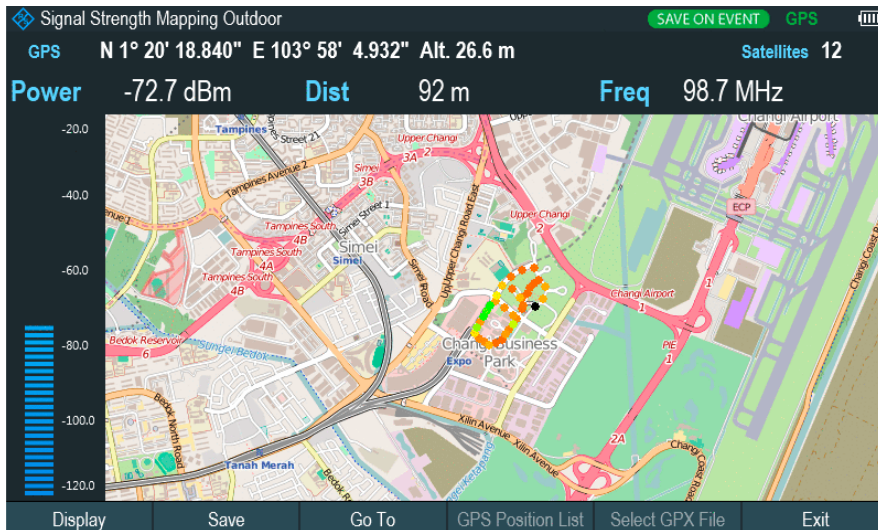
## Standard features

- Two spectrum traces
- Six markers, absolute or relative
- Noise marker
- Frequency counter with 0.1 Hz resolution
- AM/FM audio demodulator (audio via built-in loudspeaker or headphones)
- Limit line monitoring (pass/fail function)
- Remote control via USB/LAN interface
- Predefined channel tables
- Measurement wizard

## Optional features

- Preamplifier (R&S®FPH-B22/-B23/-B24/-B25)
- Frequency extension down to 100 Hz (R&S®FPH-B29)
- Analog modulation analysis AM/FM (R&S®FPH-K7)
- Power sensor support (R&S®FPH-K9)
- Interference analysis (R&S®FPH-K15)
- Signal strength mapping (R&S®FPH-K16)
- Channel power meter (R&S®FPH-K19)
- Pulse measurements with power sensors (R&S®FPH-K29)
- Receiver mode (R&S®FPH-K43)

Display of the interferer signal strength on the map with the R&S®FPH-K16 signal strength mapping option



Measurement using quasi-peak detectors with the R&S®FPH-K43 receiver mode option



# Increasing productivity through measurement wizard

Site surveys or the installation and maintenance of transmitter stations often require a standard set of spectrum measurements. These measurements must be performed correctly to avoid additional costs and time on site.

## Simplified measurements

The measurement wizard simplifies measurements by automating, standardizing and optimizing test sequences. A sequence of standardized and recurring measurements can be performed quickly, easily and without mistakes.

First, a measurement expert centrally creates the test sequences, using the R&S®Spectrum Rider FPH and the R&S®Instrument View software running on a PC. Pictures and written instructions can be added to each measurement step.

After the measurement sequence has been configured, it can be transferred to the instruments in the field. The operator in the field only needs to start the wizard, select the measurement sequence and follow the predefined on-screen instructions. The instrument is correctly configured for each test step, so that the operator does not need to spend time on configuring the measurement instrument on site.

The results are saved automatically as soon as all measurements are completed, and can be transferred to a tablet or a PC. A complete measurement report in PDF, RTF or HTML format can be generated using the report generator in the R&S®InstrumentView software.

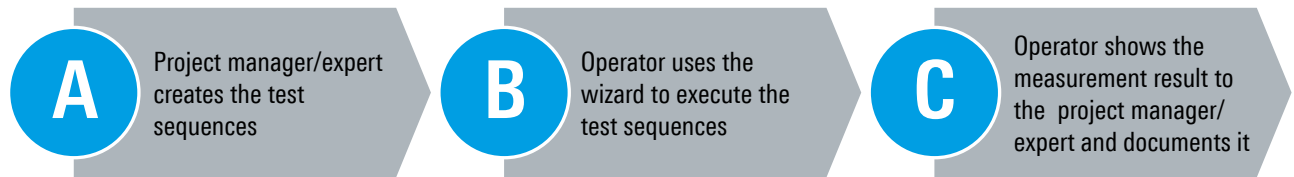
## Reproducible and fast measurements

The measurement wizard and the report generator ensure the following:

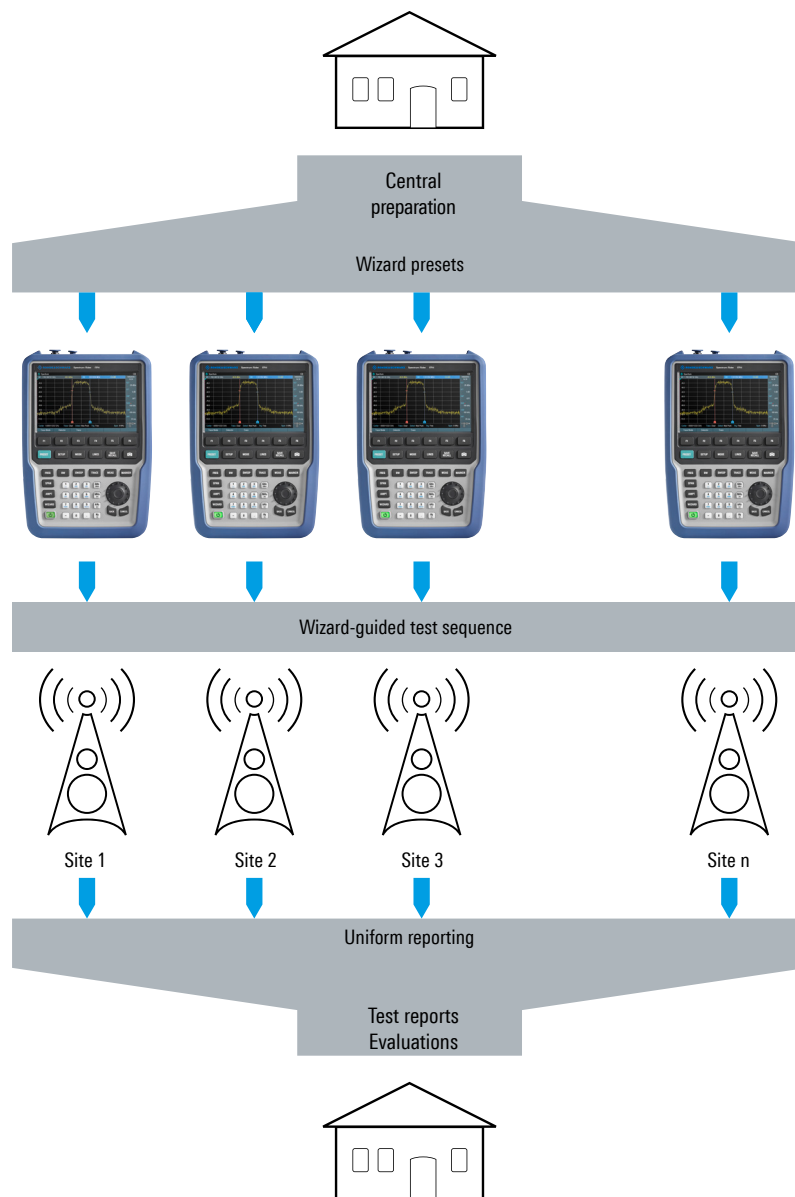
- The results are correct and reproducible; all measurements are performed correctly with the right settings and in the right order; no need to come back to the site due to incorrect measurement settings or setup
- Measurement time is extremely reduced thanks to predefined instrument settings; there is no need to set up the instrument on site
- No training is required for novice users; less experienced operators can reliably conduct measurements thanks to on-screen instructions and preset measurement settings
- All measurement results are documented in a complete, customizable measurement report, which can include additional data such as operator or site name, company name, location and instrument serial number



## Three simple steps needed to work with the measurement wizard



## Typical deployment setup with measurement preparations and postprocessing



# Postprocessing and remote control

## R&S®InstrumentView software for measurement postprocessing and documentation

The R&S®InstrumentView Windows software comes with the instrument. It makes it easy to postprocess and document measurement results and manage instrument settings.

### Features

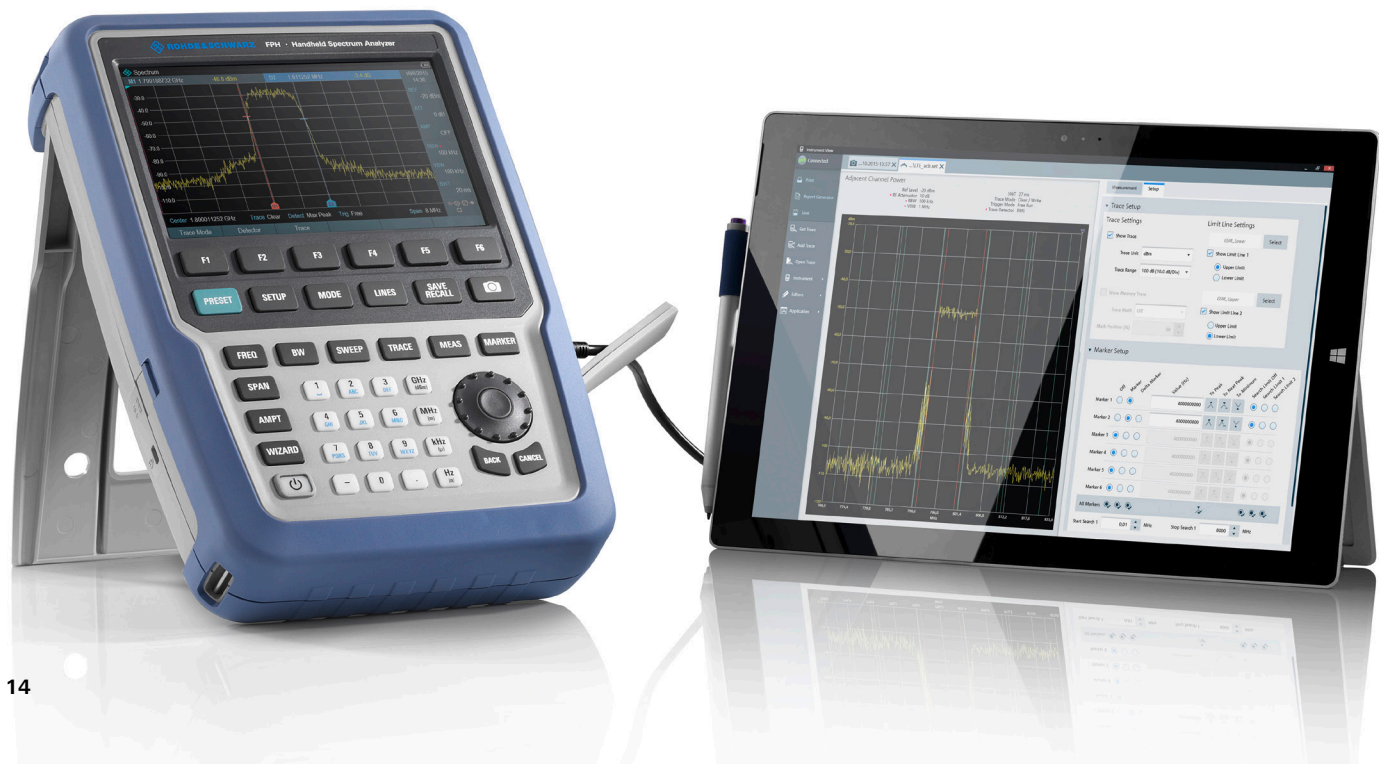
- Fast data exchange between the R&S®Spectrum Rider FPH and a PC via USB or LAN connection
- Easy processing of measurement results
- Easy creation of test reports in PDF, HTML and RTF format
- Printout of all relevant data via Windows tablet or PC
- Editing of measurement results by displaying/hiding and shifting markers or limit lines, etc.
- Editor for generating limit lines, antenna factors and transducer factors for external attenuators and amplifiers as well as channel lists
- Compatible with Windows Vista (32/64 bit), Windows 7 (32/64 bit), Windows 8 (32/64 bit) and Windows 10 (32/64 bit)

## Remote control via LAN or USB

The R&S®Spectrum Rider FPH can be remotely controlled via the USB or LAN interface and integrated into user-specific programs. SCPI-compatible remote control commands are available as standard.

## R&S®MobileView app for remote control and file transfer

The R&S®MobileView app allows wireless remote control of the R&S®Spectrum Rider FPH within line of sight. Simply connect a third-party wireless router to the R&S®Spectrum Rider FPH LAN port. Download the R&S®MobileView app from an iOS or Android platform. The app offers seamless remote control of the R&S®Spectrum Rider FPH and conveniently transfers the screenshot and measured result from the device.



# Specifications in brief

Specifications in brief		
Frequency range	model .02 base unit	5 kHz to 2 GHz
	with R&S®FPH-B3 option	5 kHz to 3 GHz
	with R&S®FPH-B3 and R&S®FPH-B4 options	5 kHz to 4 GHz
	model .06 base unit	5 kHz to 6 GHz
	with R&S®FPH-B8 option	5 kHz to 8 GHz
	model .13 base unit	5 kHz to 13.6 GHz
	with R&S®FPH-B20 option	5 kHz to 20 GHz
	model .26 base unit	5 kHz to 26.5 GHz
	with R&S®FPH-B31 option	5 kHz to 31 GHz
	model .06/.13/.26 base unit <sup>1)</sup>	
	with R&S®FPH-B29 option	from 5 kHz down to 100 Hz
Frequency resolution		1 Hz
Resolution bandwidth		1 Hz to 3 MHz in 1/3 sequence
<b>Spectral purity SSB phase noise</b>		f = 500 MHz
Carrier offset	30 kHz	< -88 dBc (1 Hz), typ. -95 dBc (1 Hz)
	100 kHz	< -98 dBc (1 Hz), typ. -105 dBc (1 Hz)
	1 MHz	< -118 dBc (1 Hz), typ. -125 dBc (1 Hz)
<b>Displayed average noise level</b>	0 dB RF attenuation, 50 Ω termination, RBW = 1 kHz, VBW = 10 Hz, sample detector, log scaling, normalized to 1 Hz	
Model .02	preamplifier = off	
	1 MHz to 10 MHz	< -135 dBm, typ. -142 dBm
	10 MHz to 1 GHz	< -142 dBm, typ. -146 dBm
	1 GHz to 4 GHz	< -140 dBm, typ. -144 dBm
	preamplifier = on	
	1 MHz to 10 MHz	< -150 dBm, typ. -160 dBm
	10 MHz to 3 GHz	< -158 dBm, typ. -163 dBm
	3 GHz to 4 GHz	< -156 dBm, typ. -161 dBm
Models .06/.13/.26	preamplifier = off	
	1 MHz to 10 MHz	< -122 dBm, typ. -130 dBm
	10 MHz to 25 MHz	< -130 dBm, typ. -135 dBm
	25 MHz to 1 GHz	< -140 dBm, typ. -145 dBm
	1 GHz to 4 GHz	< -135 dBm, typ. -140 dBm
	4 GHz to 8 GHz	< -135 dBm, typ. -140 dBm
	8 GHz to 19 GHz	< -135 dBm, typ. -138 dBm
	19 GHz to 20 GHz	< -130 dBm, typ. -138 dBm
	20 GHz to 27 GHz	< -130 dBm, typ. -138 dBm
	27 GHz to 29 GHz	< -125 dBm, typ. -130 dBm
	29 GHz to 31 GHz	< -120 dBm, typ. -123 dBm
	preamplifier = on	
	1 MHz to 20 MHz	< -147 dBm, typ. -152 dBm
	20 MHz to 1 GHz	< -158 dBm, typ. -162 dBm
	1 GHz to 3 GHz	< -158 dBm, typ. -162 dBm
	3 GHz to 4 GHz	< -155 dBm, typ. -158 dBm
	4 GHz to 4.5 GHz	< -155 dBm, typ. -158 dBm
	4.5 MHz to 8 GHz	< -150 dBm, typ. -155 dBm
	8 GHz to 20 GHz	< -150 dBm, typ. -155 dBm
	20 GHz to 27 GHz	< -150 dBm, typ. -155 dBm
	27 GHz to 29 GHz	< -140 dBm, typ. -145 dBm
	29 GHz to 31 GHz	< -130 dBm, typ. -133 dBm

<sup>1)</sup> For serial number ≥ 103100.

## Specifications in brief

<b>Third-order intercept (IP3)</b>	intermodulation-free dynamic range, signal level $2 \times -20$ dBm, RF attenuation = 0 dB, RF preamplifier = off	
	f = 1 GHz	+7 dBm (meas.)
	f = 2.4 GHz	+10 dBm (meas.)
	f = 4.5 GHz	+8 dBm (meas.)
	f = 9.5 GHz	+10 dBm (meas.)
	f = 12 GHz	+9 dBm (meas.)
	f = 22 GHz	+8 dBm (meas.)
	f = 26.5 GHz	+10 dBm (meas.)
<b>Total measurement uncertainty</b>	95% confidence level, +20°C to +30°C, SNR > 16 dB, 0 dB to -50 dB below reference level, RF attenuation auto	
	10 MHz $\leq$ f $\leq$ 31 GHz	< 1.25 dB, typ. 0.5 dB
<b>Display</b>		
Resolution	WVGA, 800 × 480 pixel	
<b>R&amp;S®HA-Z306 lithium-ion battery pack</b>		
Capacity	72 Wh	
Voltage	nom. 11.25 V	
Operating time with new, fully charged battery	model .02	8 h
	model .06	7 h
	models .13/.26	6 h
Dimensions	W × H × D	202 mm × 294 mm × 76 mm (8.0 in × 11.6 in × 3 in)
Weight	2.5 kg (5.5 lb)	

The R&S®SpectrumRider FPH with an R&S®HA-Z900 Yagi antenna





# Ordering information

Designation	Type	Order No.
R&S®Spectrum Rider FPH handheld spectrum analyzer, 5 kHz to 2 GHz	R&S®FPH	1321.1111.02
R&S®Spectrum Rider FPH handheld spectrum analyzer, 5 kHz to 6 GHz	R&S®FPH	1321.1111.06
R&S®Spectrum Rider FPH handheld spectrum analyzer, 5 kHz to 13.6 GHz	R&S®FPH	1321.1111.13
R&S®Spectrum Rider FPH handheld spectrum analyzer, 5 kHz to 26.5 GHz	R&S®FPH	1321.1111.26
<b>Accessories supplied:</b> Lithium-ion battery pack, USB cable, AC power supply with country-specific adapters for EU, GB, US, AUS, CH, CD-ROM with R&S®InstrumentView software and documentation, quick start guide, side strap		
<b>Options</b>		
Spectrum analyzer frequency upgrade, 2 GHz to 3 GHz <sup>1)</sup>	R&S®FPH-B3	1321.0667.02
Spectrum analyzer frequency upgrade, 3 GHz to 4 GHz (requires R&S®FPH-B3) <sup>1)</sup>	R&S®FPH-B4	1321.0673.02
Spectrum analyzer frequency upgrade, 6 GHz to 8 GHz <sup>2)</sup>	R&S®FPH-B8	1321.0767.02
Spectrum analyzer frequency upgrade, 13.6 GHz to 20 GHz <sup>3)</sup>	R&S®FPH-B20	1321.0773.02
Spectrum analyzer frequency upgrade, 26.5 GHz to 31 GHz <sup>4)</sup>	R&S®FPH-B31	1321.0780.02
N type RF input connector for model .26 (factory installed) <sup>5)</sup>	R&S®FPH-B100	1321.0596.02
Spectrum analyzer preamplifier, 5 kHz to 4 GHz <sup>1)</sup>	R&S®FPH-B22	1321.0680.02
Spectrum analyzer preamplifier, 5 kHz to 8 GHz <sup>2)</sup>	R&S®FPH-B23	1321.0867.02
Spectrum analyzer preamplifier, 5 kHz to 20 GHz <sup>3)</sup>	R&S®FPH-B24	1321.0850.02
Spectrum analyzer preamplifier, 5 kHz to 31 GHz <sup>4)</sup>	R&S®FPH-B25	1321.0873.02
Spectrum analyzer 100 Hz frequency extension, from 5 kHz down to 100 Hz <sup>6)</sup>	R&S®FPH-B29	1334.8532.02
Analog modulation analysis AM/FM	R&S®FPH-K7	1321.0696.02
Power sensor support	R&S®FPH-K9	1321.0709.02
Interference analysis	R&S®FPH-K15	1321.0715.02
Signal strength mapping	R&S®FPH-K16	1321.0615.02
Channel power meter	R&S®FPH-K19	1321.0721.02
Pulse measurements with power sensor	R&S®FPH-K29	1321.0738.02
Receiver mode	R&S®FPH-K43	1321.0621.02
<b>Accessories</b>		
Battery charger for R&S®HA-Z306 <sup>7)</sup>	R&S®HA-Z303	1321.1328.02
Lithium-ion battery pack, 6.4 Ah	R&S®HA-Z306	1321.1334.02
Spare power supply, incl. mains plug for EU, GB, US, AUS, CH	R&S®HA-Z301	1321.1386.02
Car adapter	R&S®HA-Z302	1321.1340.02
Carrying holster	R&S®HA-Z322	1321.1370.02
Rainproof carrying holster	R&S®HA-Z322	1321.1370.03
Soft carrying bag	R&S®HA-Z220	1309.6175.00
Hardcase	R&S®HA-Z321	1321.1357.02
Hard shell protective carrying case	R&S®RTH-Z4	1326.2774.02
Headphones	R&S®FSH-Z36	1145.5838.02
Spare USB cable	R&S®HA-Z211	1309.6169.00
Spare Ethernet cable	R&S®HA-Z210	1309.6152.00
<b>Antennas and antenna accessories</b>		
Yagi antenna, 1710 MHz to 1990 MHz	R&S®HA-Z1900	1328.6825.02
Yagi antenna, 824 MHz to 960 MHz	R&S®HA-Z900	1328.6283.02
RF cable (length: 1 m), DC to 6 GHz, N male/N male connectors	R&S®HA-Z901	3626.2757.02
Carrying bag, for R&S®HA-Z900 or R&S®HA-Z1900 Yagi antenna	R&S®HA-Z902	1328.6883.02
Handheld directional antenna (antenna handle)	R&S®HE400BC	4104.6000.04
Cable set for R&S®HE400BC	R&S®HE400-KB	4104.7770.04
Handheld directional antenna (antenna handle)	R&S®HE400	4104.6000.02
Handheld directional microwave antenna (antenna handle)	R&S®HE400MW	4104.6000.03
Cable set for R&S®HE400 and R&S®HE400MW (requires R&S®HE300USB)	R&S®HE400-K	4104.7770.02
HF antenna module, 8.3 kHz to 30 MHz	R&S®HE400HF	4104.8002.02
VHF antenna module, 20 MHz to 200 MHz	R&S®HE400VHF	4104.8202.02
UWB antenna module, 30 MHz to 6 GHz	R&S®HE400UWB	4104.6900.02
Log-periodic antenna module, 450 MHz to 8 GHz	R&S®HE400LP	4104.8402.02
Cellular antenna module, 700 MHz to 2500 MHz	R&S®HE400CEL	4104.7306.02
S- and C-band antenna module, 1.7 GHz to 6 GHz	R&S®HE400SCB	4104.7606.02

Designation	Type	Order No.
SHF antenna module, 5 GHz to 20 GHz (with R&S®HE400BC and R&S®HE400MW antenna handle)	R&S®HE400SHF	4104.8602.02
USB adapter, for R&S®HE400 directional antenna	R&S®HE300USB	4080.9440.02
Log-periodic OEM antenna, 700 MHz to 4 GHz	R&S®HA-Z350	1321.1405.02
RF cable (length: 1 m), DC to 8 GHz, armored, N male/N female connectors	R&S®FSH-Z320	1309.6600.00
RF cable (length: 3 m), DC to 8 GHz, armored, N male/N female connectors	R&S®FSH-Z321	1309.6617.00
GPS receiver for R&S®Spectrum Rider FPH	R&S®HA-Z340	1321.1392.02
Portable EMF measurement system, hardcase	R&S®TS-EMF	1158.9295.05
Isotropic antenna, 30 MHz to 3 GHz for R&S®TS-EMF	R&S®TSEMF-B1	1074.5719.02
Isotropic antenna, 700 MHz to 6 GHz for R&S®TS-EMF	R&S®TSEMF-B2	1074.5702.02
Isotropic antenna, 9 kHz to 200 MHz for R&S®TS-EMF	R&S®TSEMF-B3	1074.5690.02
Converter cable	R&S®TSEMF-CV	1158.9250.02
Matching pad, 50/75 Ω, L section	R&S®RAM	0358.5414.02
Matching pad, 50/75 Ω, series resistor 25 Ω	R&S®RAZ	0358.5714.02
Matching pad, 50/75 Ω, L section, N to BNC	R&S®FSH-Z38	1300.7740.02
Adapter N (m) – BNC (f)		0118.2812.00
Adapter N (m) – N (m)		0092.6581.00
Adapter N (m) – SMA (f)		4012.5837.00
Adapter N (m) – 7/16 (f)		3530.6646.00
Adapter N (m) – 7/16 (m)		3530.6630.00
Adapter N (m) – FME (f)		4048.9790.00
Adapter BNC (m) – banana (f)		0017.6742.00
Attenuator, 50 W, 20 dB, 50 Ω, DC to 6 GHz, N(f) – N(m)	R&S®RDL50	1035.1700.52
Attenuator, 100 W, 20 dB, 50 Ω, DC to 2 GHz, N(f) – N(m)	R&S®RBU100	1073.8495.20
Attenuator, 100 W, 30 dB, 50 Ω, DC to 2 GHz, N(f) – N(m)	R&S®RBU100	1073.8495.30
Compact probe set for E and H near-field measurements, 30 MHz to 3 GHz	R&S®HZ-15	1147.2736.02
Near-field probe set H-field	R&S®HZ-17	1339.4141.02
Preamplifier (3 GHz, 20 dB), power adapter (100 V to 230 V), for R&S®HZ-15	R&S®HZ-16	1147.2720.02
Omnidirectional antenna for circular right-hand polarization, 18 GHz to 26.5 GHz	R&S®AC004R1	0749.3000.03
Omnidirectional antenna for circular left-hand polarization, 18 GHz to 26.5 GHz	R&S®AC004L1	4078.4000.02
Omnidirectional antenna for circular right-hand polarization, 26.5 GHz to 40 GHz	R&S®AC004R2	0749.3251.03
Omnidirectional antenna for circular left-hand polarization, 26.5 GHz to 40 GHz	R&S®AC004L2	4078.5006.02
Broadband omnidirectional antenna, 800 MHz to 26.5 GHz	R&S®HF907OM	4070.3279.02
Standard gain horn antenna, 26 GHz to 40 GHz, mid band gain 20 dB, WR 28	R&S®FH-SG-40	3629.2393.02
Standard gain horn antenna adapter	R&S®HA-Z370	1334.8432.02
Mast and tripod adapter	R&S®KM011Z8	4090.4006.02
Wooden tripod	R&S®HZ-1	0837.2310.02
Test port cable, 0 Hz to 26.5 GHz, 3.5 mm (f) – 3.5 mm (m), length: 635 mm (25 in)	R&S®ZV-Z93	1301.7595.25
Test port cable, 0 Hz to 26.5 GHz, 3.5 mm (f) – 3.5 mm (m), length: 965 mm (38 in)	R&S®ZV-Z93	1301.7595.38
Test port cable, 0 Hz to 26.5 GHz, 3.5 mm (f) – 3.5 mm (m), length: 610 mm (24 in)	R&S®ZV-Z193	1306.4520.24
Test port cable, 0 Hz to 26.5 GHz, 3.5 mm (f) – 3.5 mm (m), length: 914 mm (36 in)	R&S®ZV-Z193	1306.4520.36
Test port cable, 0 Hz to 26.5 GHz, 3.5 mm (f) – 3.5 mm (m), length: 1524 mm (60 in)	R&S®ZV-Z193	1306.4520.60
Test port cable, 0 Hz to 40 GHz, 2.92 mm (f) – 2.92 mm (m), length: 635 mm (25 in)	R&S®ZV-Z95	1301.7608.25
Test port cable, 0 Hz to 40 GHz, 2.92 mm (f) – 2.92 mm (m), length: 965 mm (38 in)	R&S®ZV-Z95	1301.7608.38
Test port cable, 0 Hz to 40 GHz, 2.92 mm (f) – 2.92 mm (m), length: 610 mm (24 in)	R&S®ZV-Z195	1306.4536.24
Test port cable, 0 Hz to 40 GHz, 2.92 mm (f) – 2.92 mm (m), length: 914 mm (36 in)	R&S®ZV-Z195	1306.4536.36
<b>Power sensors supported by the R&amp;S®Spectrum Rider FPH®</b>		
Directional power sensor, 25 MHz to 1 GHz	R&S®FSH-Z14	1120.6001.02
Directional power sensor, 200 MHz to 4 GHz	R&S®FSH-Z44	1165.2305.02
Universal power sensor, 10 MHz to 8 GHz, 100 mW, 2-path	R&S®NRP-Z211	1417.0409.02
Universal power sensor, 10 MHz to 18 GHz, 100 mW, 2-path	R&S®NRP-Z221	1417.0309.02
Wideband power sensor, 50 MHz to 18 GHz, 100 mW	R&S®NRP-Z81	1137.9009.02
Wideband power sensor, 50 MHz to 40 GHz, 100 mW (2.92 mm)	R&S®NRP-Z85	1411.7501.02
Wideband power sensor, 50 MHz to 40 GHz, 100 mW (2.40 mm)	R&S®NRP-Z86	1417.0109.40
Wideband power sensor, 50 MHz to 44 GHz, 100 mW (2.40 mm)	R&S®NRP-Z86	1417.0109.44
Three-path diode power sensor, 100 pW to 200 mW, 10 MHz to 8 GHz	R&S®NRP8S	1419.0006.02
Three-path diode power sensor, 100 pW to 200 mW, 10 MHz to 18 GHz	R&S®NRP18S	1419.0029.02
Three-path diode power sensor, 100 pW to 200 mW, 10 MHz to 33 GHz	R&S®NRP33S	1419.0064.02

Designation	Type	Order No.
Three-path diode power sensor, 100 pW to 200 mW, 50 MHz to 40 GHz	R&S®NRP40S	1419.0041.02
Three-path diode power sensor, 100 pW to 200 mW, 50 MHz to 50 GHz	R&S®NRP50S	1419.0087.02
Thermal power sensor, 300 nW to 100 mW, DC to 18 GHz	R&S®NRP18T	1424.6115.02
Thermal power sensor, 300 nW to 100 mW, DC to 33 GHz	R&S®NRP33T	1424.6138.02
Thermal power sensor, 300 nW to 100 mW, DC to 40 GHz	R&S®NRP40T	1424.6150.02
Thermal power sensor, 300 nW to 100 mW, DC to 50 GHz	R&S®NRP50T	1424.6173.02
Thermal power sensor, 300 nW to 100 mW, DC to 67 GHz	R&S®NRP67T	1424.6196.02
Thermal power sensor, 300 nW to 100 mW, DC to 110 GHz	R&S®NRP110T	1424.6215.02
Average power sensor, 100 pW to 200 mW, 8 kHz to 6 GHz	R&S®NRP6A	1424.6796.02
Average power sensor, 100 pW to 200 mW, 8 kHz to 18 GHz	R&S®NRP18A	1424.6815.02
<b>Optical power sensor and accessories</b>		
OEM USB optical power meter (Germanium)	R&S®HA-Z360	1334.5162.00
OEM USB optical power meter (filtered InGaAs)	R&S®HA-Z361	1334.5179.00
SC adapter for optical power meter	R&S®HA-Z362	1334.5185.00
LC adapter for optical power meter	R&S®HA-Z363	1334.5191.00
2.5 mm universal adapter for optical power meter	R&S®HA-Z364	1334.5204.00
1.25 mm universal adapter for optical power meter	R&S®HA-Z365	1334.5210.00
Patch cord SC-LC SM, SX, length: 1 m	R&S®HA-Z366	1334.5227.00
Patch cord SC-SC SM, SX, length: 1 m	R&S®HA-Z367	1334.5233.00
<b>The power sensors require the following adapter cable for operation with the R&amp;S®Spectrum Rider FPH</b>		
USB adapter cable for R&S®FSH-Z14/R&S®FSH-Z44 power sensors	R&S®FSH-Z144	1145.5909.02
USB adapter cable (passive), length: 2 m, to connect R&S®NRP-ZxxS/SN power sensors to the R&S®Spectrum Rider FPH	R&S®NRP-Z4	1146.8001.02
<b>R&amp;S®NRP power sensors require the following adapter cable for operation with the R&amp;S®Spectrum Rider FPH</b>		
USB interface cable, length: 1.5 m, to connect R&S®NRP sensors to the R&S®Spectrum Rider FPH	R&S®NRP-ZKU	1419.0658.03

<sup>1)</sup> Applicable only to base unit with order no. 1321.1111.02.

<sup>2)</sup> Applicable only to base unit with order no. 1321.1111.06.

<sup>3)</sup> Applicable only to base unit with order no. 1321.1111.13.

<sup>4)</sup> Applicable only to base unit with order no. 1321.1111.26.

<sup>5)</sup> R&S®FPH-B31 option is not available in combination with R&S®FPH-B100 option.

<sup>6)</sup> For serial number  $\geq$  103100. Not applicable to R&S®Spectrum Rider FPH model .02.

<sup>7)</sup> The battery charger is to be used for charging an additional battery outside the instrument. The internal battery is charged by the instrument itself.

<sup>8)</sup> For average power measurements only.

Warranty		
Base unit		3 years
All other items <sup>1)</sup>		1 year
<b>Options</b>		
Extended warranty, one year	R&S®WE1	Please contact your local Rohde & Schwarz sales office.
Extended warranty, two years	R&S®WE2	
Extended warranty with calibration coverage, one year	R&S®CW1	
Extended warranty with calibration coverage, two years	R&S®CW2	
Extended warranty with accredited calibration coverage, one year	R&S®AW1	
Extended warranty with accredited calibration coverage, two years	R&S®AW2	

<sup>1)</sup> For options that are installed, the remaining base unit warranty applies if longer than 1 year. Exception: all batteries have a 1 year warranty.



The R&S®Spectrum Rider FPH  
in an R&S®HA-Z231 hardcase

## Service that adds value

- | Worldwide
- | Local and personalized
- | Customized and flexible
- | Uncompromising quality
- | Long-term dependability

## Rohde & Schwarz

The Rohde & Schwarz electronics group offers innovative solutions in the following business fields: test and measurement, broadcast and media, secure communications, cybersecurity, monitoring and network testing. Founded more than 80 years ago, the independent company which is headquartered in Munich, Germany, has an extensive sales and service network with locations in more than 70 countries.

[www.rohde-schwarz.com](http://www.rohde-schwarz.com)

## Sustainable product design

- | Environmental compatibility and eco-footprint
- | Energy efficiency and low emissions
- | Longevity and optimized total cost of ownership

Certified Quality Management

**ISO 9001**

Certified Environmental Management

**ISO 14001**

## Rohde & Schwarz training

[www.training.rohde-schwarz.com](http://www.training.rohde-schwarz.com)

## Regional contact

- | Europe, Africa, Middle East | +49 89 4129 12345  
[customersupport@rohde-schwarz.com](mailto:customersupport@rohde-schwarz.com)
- | North America | 1 888 TEST RSA (1 888 837 87 72)  
[customer.support@rsa.rohde-schwarz.com](mailto:customer.support@rsa.rohde-schwarz.com)
- | Latin America | +1 410 910 79 88  
[customersupport.la@rohde-schwarz.com](mailto:customersupport.la@rohde-schwarz.com)
- | Asia Pacific | +65 65 13 04 88  
[customersupport.asia@rohde-schwarz.com](mailto:customersupport.asia@rohde-schwarz.com)
- | China | +86 800 810 82 28 | +86 400 650 58 96  
[customersupport.china@rohde-schwarz.com](mailto:customersupport.china@rohde-schwarz.com)

R&S® is a registered trademark of Rohde & Schwarz GmbH & Co. KG

Trade names are trademarks of the owners

PD 3607.2149.12 | Version 06.00 | September 2019 (fi)

R&S® Spectrum Rider FPH Handheld Spectrum Analyzer

Data without tolerance limits is not binding | Subject to change

© 2015 - 2019 Rohde & Schwarz GmbH & Co. KG | 81671 Munich, Germany



3607214912