

GROUND RESISTANCE TESTERS

For all of your Ground Integrity® Testing needs...

An array of Ground Resistance Testers to choose from...

Whether you are doing a simplified 2-Point, a more complete 3- or 4-Point Fall-of-Potential test, a soil resistivity test or a touch potential test, AEMC® has the right instrument for you. Our revolutionary Clamp-On Ground Resistance Tester will save you both time and money.

Whichever AEMC® ground tester you choose, you can count on it to be the highest quality, the most complete package and the simplest to learn to use.



Our products are backed by over 125 years of experience in test and measurement equipment, and encompass the latest international standards for quality and safety.

 **Technical Hotline: (800) 343-1391**
 **www.aemc.com**

 **AEMC®**
INSTRUMENTS
CHAUVIN ARNOUX GROUP

Understanding Ground Resistance Testing

The term **ground** is defined as a conducting connection by which a circuit or equipment is connected to the earth. The connection is used to establish and maintain, as closely as possible, the potential of the earth on the circuit or equipment connected to it. A **ground** consists of a grounding conductor, a bonding connector, its grounding electrode(s) and the soil in contact with the electrode.



Model 4630 performing a 3-Point ground resistance test on an individual rod.

To measure:

- ▶ Soil Resistivity — use a 4-Point tester
- ▶ Touch Potential — use a 4-Point tester
- ▶ Low Ground Resistance (5Ω or less) Grids or Mats — use a dual 3- / 4-Point tester
- ▶ Individual Ground Rods — use a 3-Point tester
- ▶ Ground Resistance testing without the need for auxiliary electrodes or disconnecting neutrals — use a clamp-on tester or instrument using clamp-on features
- ▶ Bonding Resistance — use a Micro-Ohmmeter



Model 6255 conducting bond verification on a grounding system.

Grounding electrode systems have several protection applications:

For natural phenomena, such as lightning, grounds are used to discharge current from the system to protect people from possible injury or system components from possible damage.

For faults in electric power systems with ground returns, grounds help ensure rapid operation of the protection relays by providing low resistance fault current paths. This provides for the removal of the foreign potential as quickly as possible. The ground should drain the foreign potential before people are injured and the power or communications system is damaged.

For maintaining a reference potential for instrument safety, protect against static electricity, and limit the system to frame voltage for operator safety, a ground resistance should be zero ohms. In reality, this value is difficult to obtain.

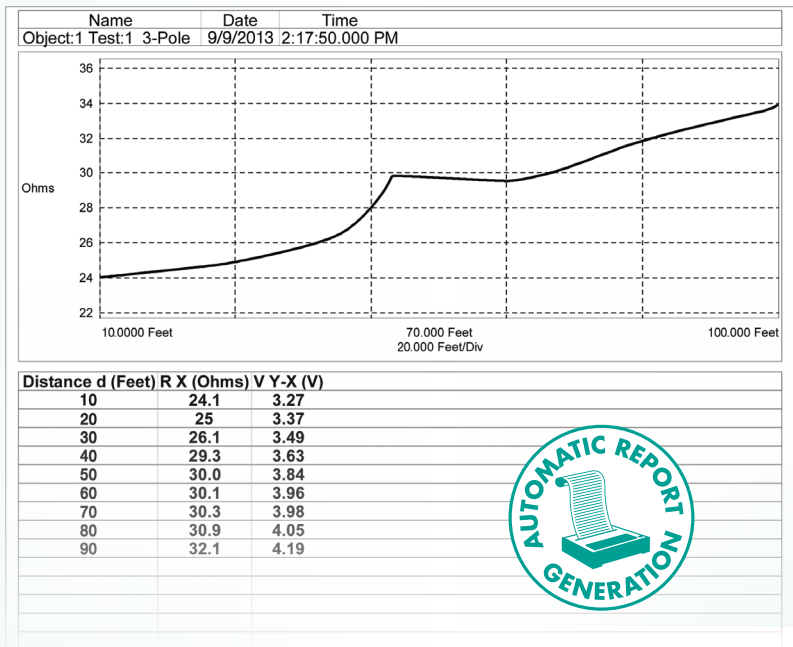
Lastly, **for low ground resistance**, it is essential to meet NEC®, OSHA and other electrical safety standards.

▶ APPLICATIONS

- ▶ Measure ground rod and grid resistance
- ▶ Use in multi-grounded systems without disconnecting the ground under test
- ▶ Measure resistance and continuity of grounding loops around transformer pads and buildings
- ▶ Measure leakage current flowing to ground or circulating in ground loops
- ▶ Conduct quick field checks
- ▶ Conduct field surveys and retrieve and analyze readings from stored data
- ▶ Measure earth resistance of the type of single rod or small ground grids often found in remote telecommunication switching stations
- ▶ Measure ground electrode resistance on lightning protection equipment
- ▶ Measure the earth electrode resistance of equipment in recreational areas, especially public swimming pools
- ▶ Test electrode resistance of installed ground rods and grids at new construction sites before utility power is supplied
- ▶ Test earth electrode resistance of grounded towers and counterpoises at cellular phone remote installations and power transmission towers
- ▶ Three-Point measurement of large grounding grids, counterpoises, ground mats, and grounded equipment
- ▶ Locate areas of lowest soil resistivity which is essential for achieving an economical grounding installation

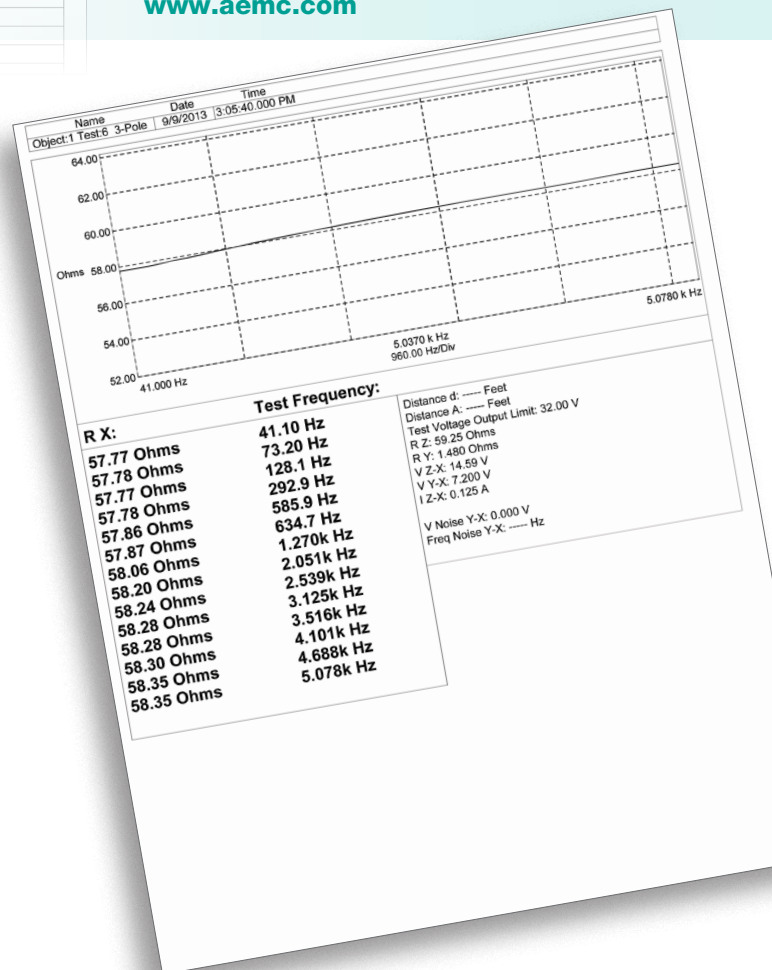
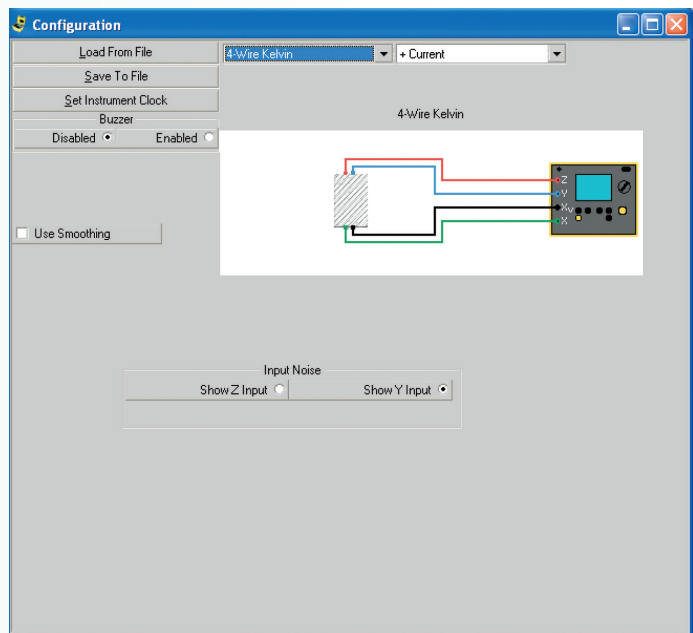
DataView®

Data Analysis and Reporting Software for Ground Testers



Configure all functions of the Models 6417, 6470-B, 6471 & 6472

- Run tests and analyze real-time data from your PC
- Configure all test functions and parameters from your PC
- Customize views, templates and reports to your exact needs
- Display Fall-of-Potential plots, tabular listings of test results, resistance vs. frequency plots, soil resistivity and bonding tests
- Print reports using standard or custom templates you design
- Free updates are available on our website www.aemc.com



DataView® software provides a convenient way to configure and control ground resistance tests from your computer. Through the use of clear and easy-to-use tabbed dialog boxes, all ground tester functions can be configured and tests can be initiated. Results can be displayed in real-time and stored in your PC. Reports may be printed along with the operator's comments and analysis.

GROUND TESTER SELECTION GUIDE



Clamp-On Ground Resistance Testers

The Clamp-On Ground Resistance Testers measure ground rod and grid resistance without the use of auxiliary ground rods. They offer accurate readings from 0.01 to 1500 Ω , as well as ground leakage current from 0.2mA to 40A, without disconnecting the ground system under test.



3-Point Ground Resistance Testers

The 3-Point Ground Resistance Testers are available in both analog and digital models. These Fall-of-Potential testers are designed to reject high levels of noise and interference and offer measurement ranges up to 1999 Ω . All models are available in complete kit form which includes leads, auxiliary electrodes, 100 ft tape measure, carrying bag and cable.



4-Point Ground Resistance Testers

The 4-Point Ground Resistance Testers are ideal for both soil resistivity and Fall-of-Potential testing. Models are available as battery powered or with AC power cord. All models are available in complete kit form which includes leads, auxiliary electrodes, 100 ft tape measure, carrying bag and cable.



Bond Testers

Micro-Ohmmeter Model 6240 and 6255 perform reliable low resistance measurements with test current to 10A and resolution to 1 $\mu\Omega$. Both models also use a four-wire Kelvin Bridge method, which eliminates test lead resistance for best measurement accuracy.

Now you can test energized

GroundFlex® Field Kit

Tower Ground Resistance Testing

Test active towers safely without disconnecting any cables



The Model 6472 with companion Model 6474 GroundFlex® Adapter unit comprise a powerful high end ground resistance testing system.



Flexible sensors measure leakage current and resistance on tower legs

This new and innovative system provides a cost effective method of accurately measuring the grounding resistance of power transmission, cellular and other towers without disconnecting or isolating the tower from other structures. This feature alone will save enough time and money to pay for itself in just a few months. Any monopole up to four legged tower can be tested, measuring the resistance of each leg, total resistance to ground and leakage current on each leg. Flexible sensors wrapped around each leg of the tower provide an accurate high sensitivity measurement capable of determining

these values that other measuring techniques can not. This system can also measure all traditional ground testing measurements including three pole fall-of-potential, four pole soil resistivity, bonding and earth coupling. Tests can be conducted at selected frequencies from 41 to 5078Hz or swept across the full frequency range, ideal for profiling impedance needed to analyze the effects of a lightning strike.

The system includes all necessary sensors, wires and reels, auxiliary electrodes and cables needed to conduct all tests.

Up to 512 complete measurements can be stored in internal memory for later downloading to a PC for analysis and reporting using the full featured DataView® software package included FREE.

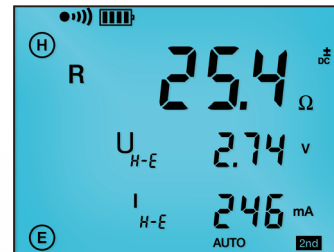
Each instrument in the system is packaged in a rugged water resistant polycarbonate case and the full kit is additionally packaged in a field travel case which serves as a field work station. The system can be operated off batteries, AC power or 12 volt DC.

Model 6472 comes with a large display!

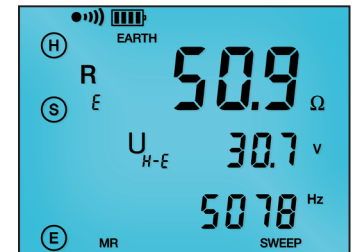
MODEL	6472
3-Point Measurement	✓
4-Point Measurement	Direct soil resistivity measurement
Bond Test (2- and 4-wire)	✓
2 Clamp Measurement	✓
Soil Resistivity 4-Pole Measurement	✓
Earth Potential Measurement	✓
External Voltage Measurement	0.1 to 65.0V
External Current Measurement	0.01 to 40.0A
Measurement Range	99,000Ω
Ranging	Auto-Ranging
Test Current	Up to 250mA
Test Frequency	Selectable from 40 to 5078Hz
Power Source	9.6V rechargeable battery pack
Display	Digital/backlight
Dimensions	10.7 x 9.76 x 5.12"
Weight	7.5 lbs
Catalog No.	2135.54

MODEL	6474
Tower Measurement with GroundFlex®	0.001 to 99.99kΩ
Current Measurement with GroundFlex®	0.1mA to 99.9A
Catalog No.	2136.03

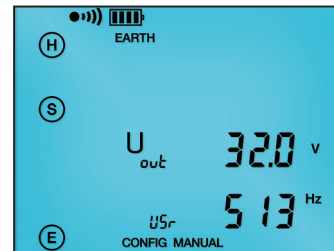
2-Point Bond Test



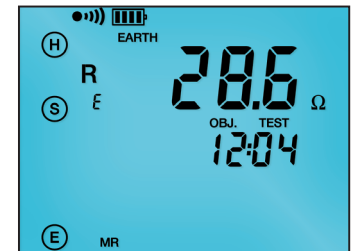
3-Point Ground Resistance



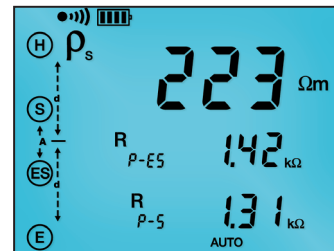
Frequency Selection



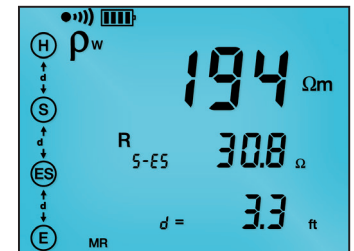
Data Storage



Schlumberger Test



Wenner Test



Ground Tester Model 6472 Kit-500 ft

Includes meter, rechargeable NiMH batteries, optical USB cable, power adapter 110/240V with power cord 115V US, two 500 ft color-coded leads on spools (red/blue), two 100 ft color-coded leads (hand-tied, green/black), one 30 ft lead (green), four T-shaped auxiliary ground electrodes, one 100 ft AEMC® tape measure, DataView® software with ground tester workbook on USB, carrying bag for meter and carrying bag for kit. **Catalog #2135.54**

GroundFlex® Adapter Model 6474 & 5m GroundFlex®

Includes everything in Cat # 2135.54 plus a GroundFlex® Adapter Model 6474, four GroundFlex® sensors (5m) with twelve color-coded rings, connection lead, two extension leads on H reel (black/green) with color-coded alligator clips, one extra black and green alligator clip, six BNC extension leads, calibration loop, three C-clamps, carrying case with wheels and handle for meters, one inverter 12Vdc to 120Vac 200 watt (vehicle use) and user manual. **Catalog #2136.03**

Digital Ground Resistance Tester Model 3640



2-Point Test	✓
3-Point Test	✓
4-Point Test	—
Measurement Range	0.00 to 1999Ω
Ranging	Automatic
Test Current	Auto up to 10mA
Noise Protection	Enhanced filtering with LED indication
Power Source	Eight 1.5V AA Alkaline batteries
Display	Digital
Dimensions	8.7 x 5.4 x 5.9"
Weight	2.9 lbs
Catalog No.	2114.92

Also available as complete Test Kits

Digital Ground Resistance Tester Models 4620 & 4630



MODELS	4620	4630
2-Point Test		✓
3-Point Test		✓
4-Point Test		✓
Measurement Range	0.00 to 1999Ω	
Ranging	Automatic	
Test Current	Auto up to 10mA	
Noise Protection	Enhanced filtering with LED indication	
Power Source	Eight C cell Alkaline batteries	Rechargeable 9.6V NiMH battery pack
Display	Digital/backlight	
Dimensions	10.7 x 9.76 x 5.12"	
Weight	7.75 lbs	
Catalog No.	2130.43	2130.44

Also available as complete Test Kits

Digital 10A Micro-Ohmmeter Model 6255



4-Point, Kelvin Bridge	✓
Measurement Range	1μΩ to 2500.0Ω
Test Current	1mA to 10A selectable
Measurement Mode	Inductive/Resistive/Auto
Metal Alpha	Adjustable to 99.9
Temperature Correction	Manual or Auto
Power Source	Rechargeable 6V NiMH battery pack
Display	Digital/backlight
Dimensions	10.7 x 9.76 x 7.17"
Weight	8 lbs
Catalog No.	2129.84

Accessory 1A and 10A Kelvin Probes available

Digital 10A Micro-Ohmmeter Model 6240



4-Point, Kelvin Bridge	✓
Measurement Range	5μΩ to 400Ω
Test Current	10mA to 10A selectable
Resolution	1μΩ to 100mΩ
Temperature Correction	Manual
Power Source	Rechargeable 6V NiMH battery pack
Display	Digital/backlight
Dimensions	10.7 x 9.76 x 7.17"
Weight	9.9 lbs
Catalog No.	2129.80

Accessory 1A and 10A Kelvin Probes available

Clamp-On Ground Resistance Tester Models 6416 & 6417



MODELS	6416	6417
Clamp-On Test		✓
Measurement Range	0.01 to 1500Ω	
Ranging	Automatic	
Current Ranging	0.2mA to 40Arms	
Test Current	Automatic	
Selective Test Frequency	✓	✓
Voltage Detection	✓	✓
Data Storage	✓	✓
Report Generation	—	✓
Noise Protection	Enhanced filtering	
Other Features	Hold function	Alarm & memory
Power Source	4x1.5V LR6 (AA) Alkaline batteries or 4 NiMH batteries	
Display	Digital	
Dimensions	10.31 x 3.74 x 2.17"	
Weight	2.06 lbs	
Catalog No.	2141.01	2141.02

Ground Resistance Tester Model 6471



2 Clamp Measurement	✓
3-Point Test	✓
4-Point Test	Direct soil resistivity measurement
Bond Test (2- and 4-wire)	✓
Earth Coupling Test	✓
External Voltage Measurement	0.1 to 65.0V
Measurement Range	99,000Ω
Ranging	Auto-Ranging
Test Current	Up to 250mA
Test Frequency	Selectable from 41 to 513Hz
Power Source	Rechargeable 9.6V NiMH battery pack
Display	Digital/backlight
Dimensions	10.7 x 9.76 x 5.12"
Weight	7.5 lbs
Catalog No.	2135.49

Also available as complete Test Kits
AC Current Probes Model SR182 included



Ground Resistance Tester Kit 150 ft

Test Kit for 3-Point testing includes meter, two 150 ft color-coded leads on spools (red and blue), one 30 ft lead (green), two 14.5" T-shaped auxiliary ground electrodes, one set of five spaded lugs, 100 ft tape measure and carrying bag. **Catalog #2135.35**

Model 3640 Kit:	Catalog #2135.13
Model 4620 Kit:	Catalog #2135.19
Model 4630 Kit:	Catalog #2135.22



Ground Resistance Tester Kit 300 ft

Test Kit for 4-Point testing includes meter, two 300 ft color-coded leads on spools (red and blue), two 100 ft color-coded leads (green and black), four 14.5" T-shaped auxiliary ground electrodes, one set of five spaded lugs, 100 ft tape measure and carrying bag. **Catalog #2135.36**

Model 3640 Kit:	Catalog #2135.14
Model 4620 Kit:	Catalog #2135.20
Model 4630 Kit:	Catalog #2135.23
Model 6471 Kit:	Catalog #2135.50
Model 6472 Kit:	Catalog #2135.53
Model 6471 Kit no probes:	Catalog #2135.60



Ground Resistance Tester Kit 500 ft

Test Kit for 4-Point testing includes meter, two 500 ft color-coded leads on spools (red and blue), two 100 ft color-coded leads (green and black), one 30 ft lead (green), four 14.5" T-shaped auxiliary ground electrodes, one set of five spaded lugs, 100 ft tape measure and carrying bag. **Catalog #2135.37**

Model 4620 Kit:	Catalog #2135.21
Model 4630 Kit:	Catalog #2135.24
Model 6471 Kit:	Catalog #2135.54
Model 6471 Kit no probes:	Catalog #2135.61

Since its creation in 1893, Chauvin Arnoux® has continued to innovate and develop new products in response to customer needs and applications. Over the years, Chauvin Arnoux® has developed extensive expertise and knowledge in many product lines, including: current probes, multimeters (they invented the first multimeter in 1937!), ground testers, insulation testers, environmental testers and many others in the portable test instrument realm.

One product line that stands out is Earth/Ground Testers.

The ground tester line finds its roots in the early 1930s. Limited technology was available, so a null balance galvanometer, a decade resistance box and a DC power source combined to make one of the first ground testers. Years later hand-cranked technology, first using a generator, provided the test voltage. Electronics set in the 1950s and 60s gave birth to electronic ground testers with electronic amplifiers. Eventually, digital displays came to the scene, though analog meters remained due to customer habits and taste. Over 20 years ago, AEMC® revolutionized the ground testing market by offering clamp-on ground testers. After several generations, the AEMC® clamp-on ground tester (Models 6416 and 6417) remains the industry standard.

Today, ground testers are digital and incorporate many intelligent features. Timers, alarms and variable test voltages are becoming common. AEMC® recently introduced a unique line of professional ground testers built into field cases. The Model 6472 is the latest product in this new line. These units simplify the measurement by automatically selecting the right test voltage, range and frequency. These new meters also indicate circuit noise and connection faults to ensure reliable measurements. Earth coupling along with 2- and 4-wire bond tests can also be performed. Data can be stored and downloaded to a PC for automatic report generation. All AEMC® manufactured ground testers are designed to the latest international safety and testing standards and are CE marked.



First Ground Tester introduced 1935

Our latest Multi-function Ground Tester Model 6472

TEST & MEASUREMENT INSTRUMENTS

VOLUME 18

- Cable Testers
- Clamp-On Meters
- Current Measurement Probes
- Data Loggers
- DC Power Supplies & Decade Boxes
- Digital Multimeters
- Electrical Test Tools
- Environmental Testers
- Ground Resistance Testers
- High Voltage Testers
- Leakage Current Meters & Probes
- Megohmmeters
- Micro-Chemistries
- Power Quality Analyzers, Meters & Loggers
- Thermal Imaging
- Transformer Ratio Meters

AEMC® INSTRUMENTS
CHAUVIN ARNOUX GROUP

WWW.AEMC.COM TECHNICAL HOTLINE: (800) 343-1391

POWER QUALITY
For all of your Power Quality needs...

GROUND TESTERS
For all of your Ground Testing needs...

MEG OHMMETERS
For all of your Insulation Testing needs...

Our products are backed by over 100 years of experience in test and measurement equipment, and encompass the latest international standards for quality and safety.

Technical Hotline: (800) 343-1391
www.aemc.com

AEMC® INSTRUMENTS

Visit our website at www.aemc.com

AEMC ONE SOURCE®
For All Your Electrical Test & Measurement Instruments

Call the AEMC® Instruments Technical Assistance Hotline for immediate consultation with an applications engineer: **(800) 343-1391**

Chauvin Arnoux®, Inc. d.b.a AEMC® Instruments • 200 Foxborough Blvd. • Foxborough, MA 02035 USA • (800) 343-1391 • (508) 698-2115 • Fax (508) 698-2118
Export Department: (978) 526-7667 • Fax (978) 526-7605 • E-mail: export@aemc.com