

# Evaluation

## ACE - Grow Your Skills



@Tilburg University - Erik Verburgt



# Evaluation

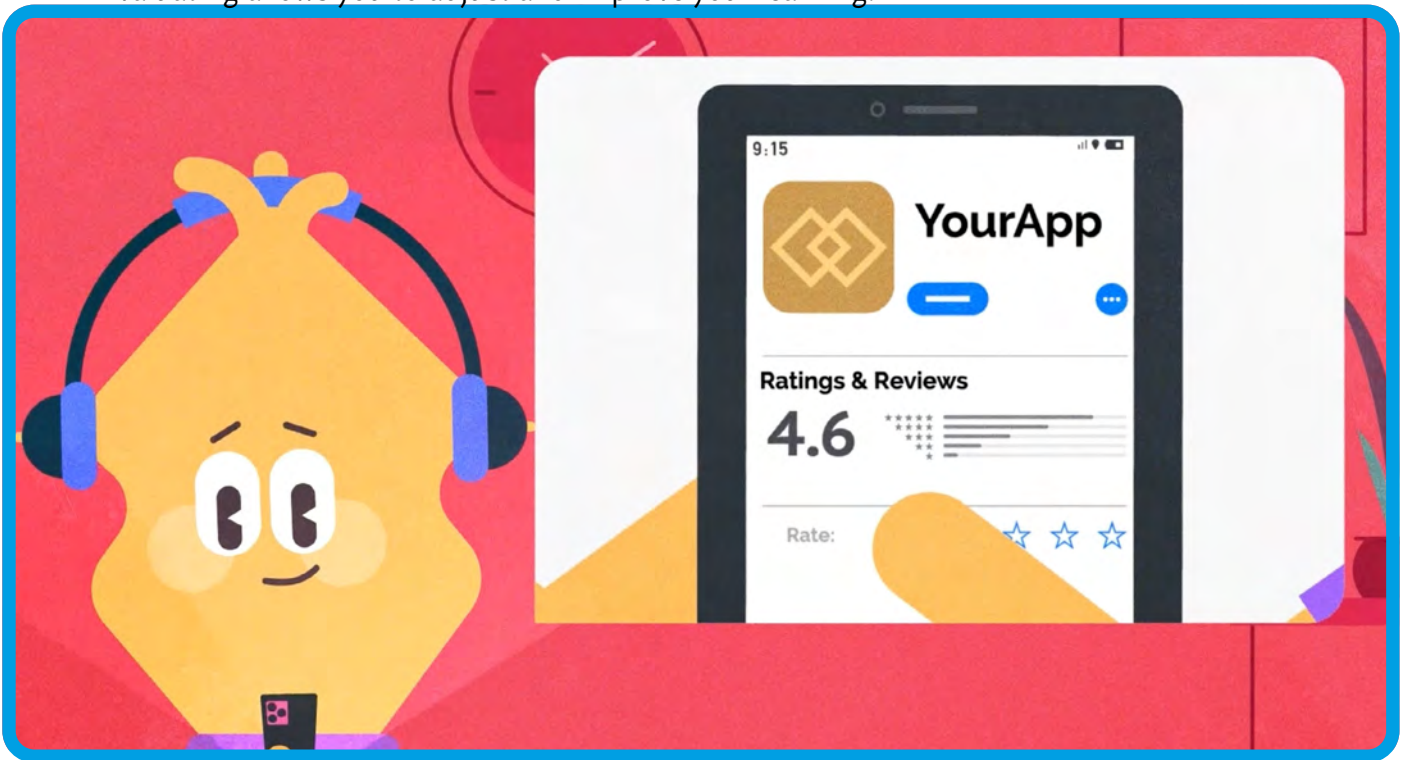
*Reflecting on what is going well and what could be improved. Reflecting on the learning process and on the outcome.*

## Description

Evaluating means reflecting on how you approached the learning process. You look back on your learning tasks and the learning process and consider what you did well and what you could have done better. You also reflect on at the results. Were the set goals met and did the outcome meet the requirements?

Evaluation is important for a number of reasons:

- You gain insight into your points of development. What knowledge and skills can you further improve? Understanding the things you are not yet good at, helps you determine what you could focus on more.
- You gain insight into what you are good at. This leads to self-confidence and motivation.
- Evaluating allows you to adjust and improve your learning.



Watch this video



Or click [HERE](#) to go to YouTube

## Tips

- *Take the time to evaluate.*
- *Be honest with yourself.*
- *Ask others for feedback.*
- *Make a plan on how to approach new tasks differently based on what you discovered.*
- *Answer these questions: where are you now, where are you going and how will you get there?*
- *Don't just look at the end result; look at the process.*



# Assignment 1 Compare and learn

Get insight into what you are good at and what you think is difficult.

**Step 1:** Think back to an assignment that you did very well and one that didn't go so well.

This assignment went well: \_\_\_\_\_  
\_\_\_\_\_

This assignment did not: \_\_\_\_\_  
\_\_\_\_\_

**Step 2:** Now answer the questions below.

*Tip: Use these questions in all future evaluations about your own study process.*

	Assignment that went well	Assignment that could have went better
What was the purpose of the task?	_____ _____	_____ _____
What kind of study task was this?	_____ _____	_____ _____
How did you approach it?	_____ _____	_____ _____
What went well?	_____ _____	_____ _____
What qualities can you deduce from this?	_____ _____	_____ _____
What could be better?	_____ _____	_____ _____
What pitfalls can you deduce from this?	_____ _____	_____ _____
Are you happy with the results?	_____ _____	_____ _____
What tip would you give yourself if you had to do this task again?	_____ _____	_____ _____





## Assignment 2 Rank your approach










Gain insight into what works for you.

**Step 1:** Keep track of your study tasks for the next three days. Write down the assignments in the left column of this sheet ('assignment log'). *Examples are: studying for a test of subject X, doing assignments for subject Y, reading texts for subject Z, et cetera...*

**Step 2:** Indicate with a smiley how satisfied you are with how the tasks went ('smiley score').



**Step 3:** Briefly explain why you think so ('explanation').

Assignment log	Smiley score	Explanation
		
		
		
		
		
		
		
		
		

**Step 4:** Review your assignment log and evaluate using the following questions.

Which study tasks did you rate well? What connections can you find between them?

---

---

---

---

---

Which study tasks have you rated lower? What connections can you find between them?

---

---

---

---

---

Based on this knowledge, what would you do more of?

---

---

---

Based on this knowledge, what would you do less of?

---

---

---

# Literature

- 1 Bureau ICE en Stichting Havisten Competent. (2006). *Havisten competent naar het HBO. Competentieprofiel voor de overgang van havo naar hbo*. Geraadpleegd op 8 maart 2021, van Microsoft Word - competentieprofielICE.doc (havistencompetent.nl).
- 2 Change, E. (2015). *Transition Skills and Strategies*.
- 3 Dijkstra, D., Bunnik, P. & Krikke, A. (2021). *Zelfregulerend leren. Effectiever leren met leerstrategieën*. Amsterdam: Boom.
- 4 Dijkstra, P. (2019). *Effectiever studeren. Leerstrategieën voor het hoger onderwijs*. Amsterdam: Boom.
- 5 Dost, F., Driessen, R., Egmond, M, van., Flim, B. J., Hoogendoorn, E., Huitema, I., Nauta, J., Postema, J., Schadron, R. & IJsenbrand, I. (2017). *Generieke studievaardigheden set voor doorstroom havo-HBO*. VO-raad.
- 6 Rotterdamse samenwerkingsverband vo-ho: samen werken aan betere aansluiting (2022). *Het Rotterdamse vaardigheden raamwerk vo-ho inclusief rubrics*. Geraadpleegd op 26-4-2023, van <https://aansluiting-voho010.nl/nieuws-en-agenda/rotterdams-vaardigheden-raamwerk-vo-ho-incl-rubrics-nu-beschikbaar>



@Maastricht University - Jean-Pierre Pilet