

# FGW Thesis Assessment in OnStage

## FGW thesis grading in a nutshell

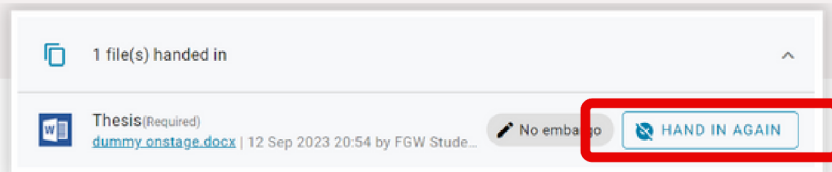
All assessors will independently assess the thesis. After assessment the (first) supervisor will consolidate and publish the grade.

1. Click "REVIEW" to open the assessment form.

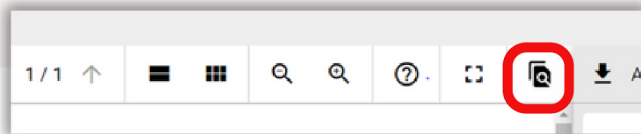


## Has the wrong file been submitted?

You can let the student hand in the document again without granting a new attempt (resit). Click on the crossed out checkmark icon. NB: This option not available anymore once you confirm assessment. Any assessment progress will be lost.

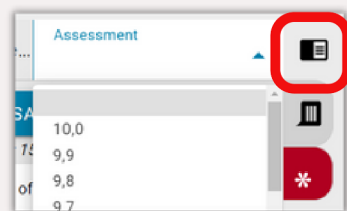


2. Are you the (first) supervisor? Check for plagiarism by clicking on the magnifying glass icon.



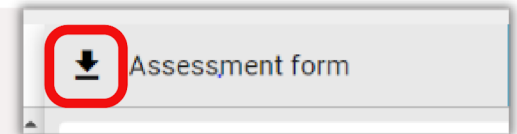
3. Fill out all the questions in the form.

Tip: open the form in **full screen mode** by clicking on the icon next to "Assessment".

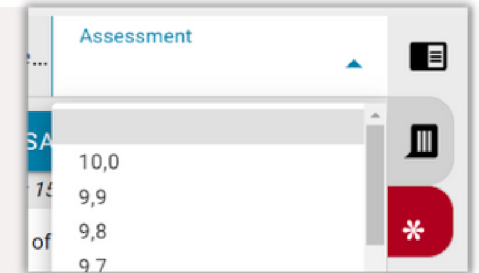


## Need a form preview?

Download the form.



4. Select the final grade from the dropdown menu. In case of forms with numerical grading: you may use the calculated percentage as an indicator.



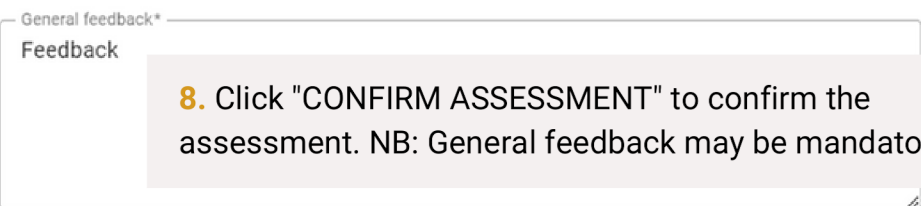
5. Click "SAVE / RECALCULATE".



6. When finished click "RETURN TO DOSSIER".



7. In case you want to reopen the assessment form to make adjustments click "REVIEW". NB: button has been moved up if all mandatory questions have been filled out.



## Did you confirm the assessment by mistake?

Ask the consolidator to grant you a new assessment attempt before the consolidated grade is confirmed (see consolidation steps).