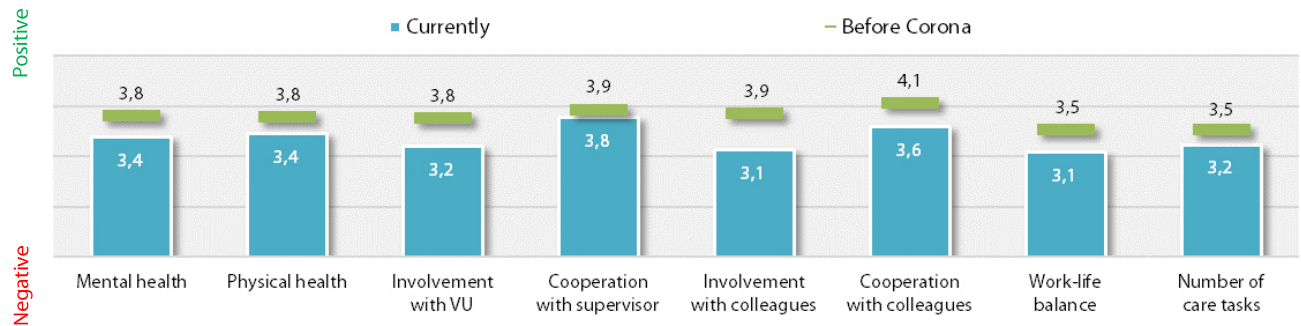


# Factsheet VU Corona Monitor 3 – 2021



## HEALTH AND WELL-BEING



## LEAVE

### Employees with worsened care tasks

- 58% → Need for (extra) leave
- 13% → Made use of (extra) leave

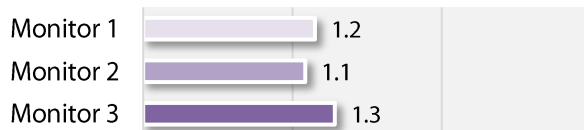
### Reasons no use of (extra) leave

- Job/position doesn't allow
- Don't want to burden colleagues (extra)



## WORKLOAD

### Difference experienced and acceptable workload



### Worked below or above appointment

- 8% worked below (avg. - 22% of appointment)
- 58% worked above (avg. + 27% of appointment)
- Working above as problematic as working below



## WORKING AT HOME

### Now and after Corona

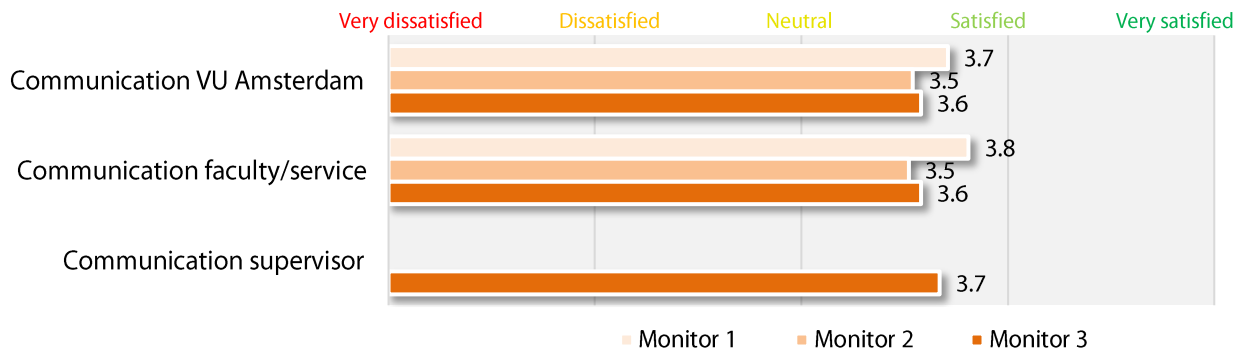
- 71% → Worked at home in the past three months
- 73% → Working at home for at least 25% after Corona
- 61% → (Very) satisfied with home office

### (Nog) prettiger thuiswerken

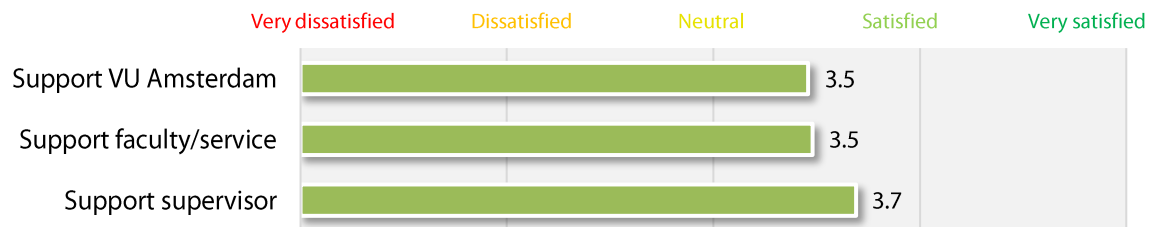
- Better furniture
- Better/more equipment
- More stable internet connection



## COMMUNICATION

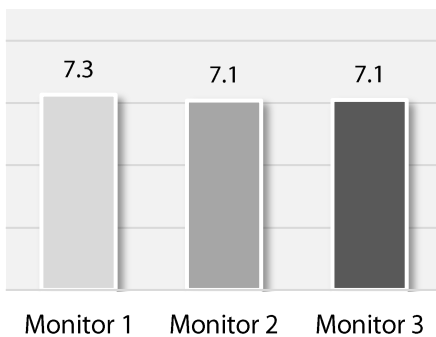


## SUPPORT



## GENERAL ASSESSMENT

### Working at VU Amsterdam



### VU Amsterdam as an employer

