



VU Reading Lists

Make literature accessible the easy way

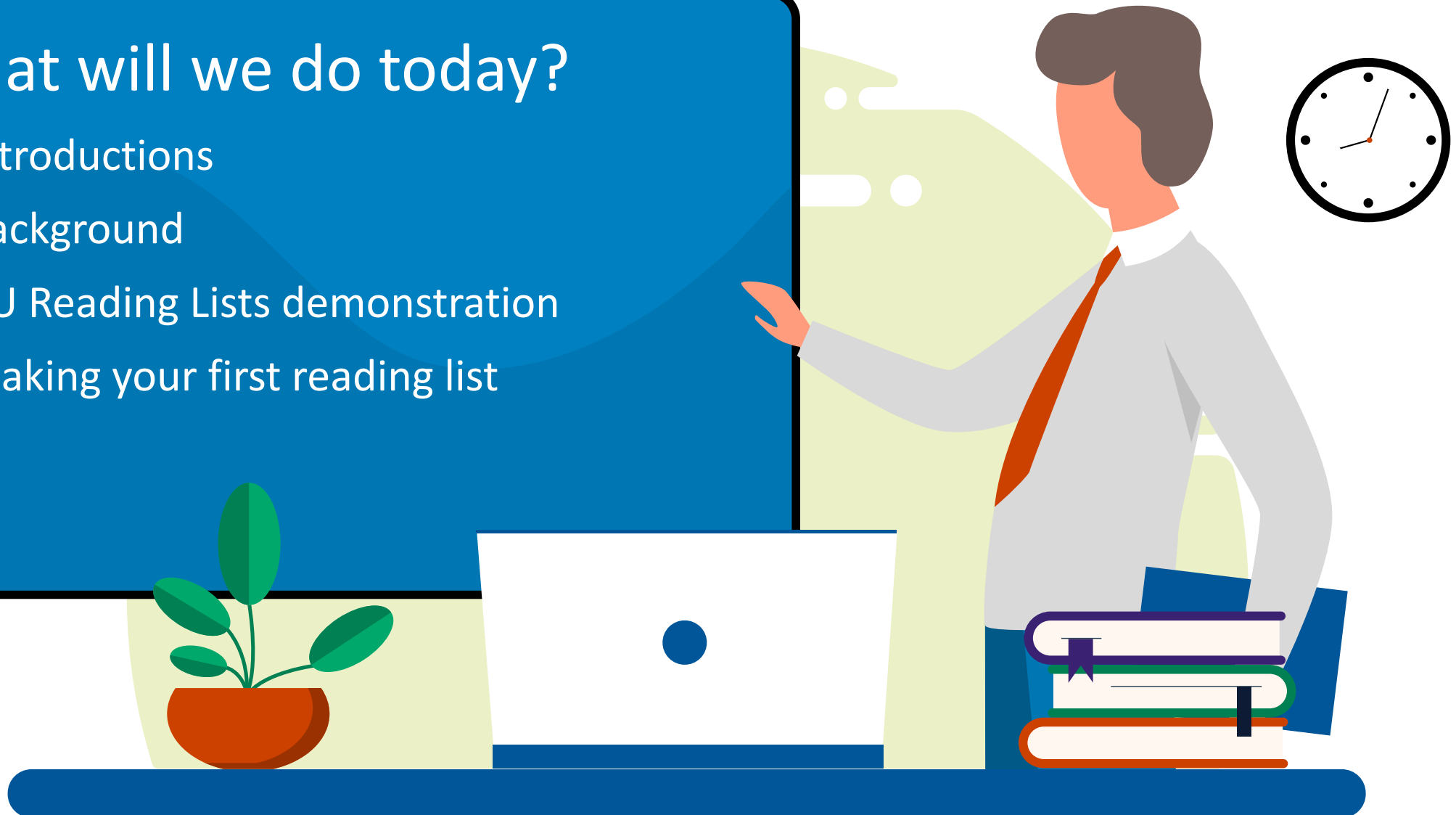
VU EdTech Day, 18 April 2024

Robin Straaijer
Project leader Education support
VU University Library



What will we do today?

- Introductions
- Background
- VU Reading Lists demonstration
- Making your first reading list



Introductions



Who's here?

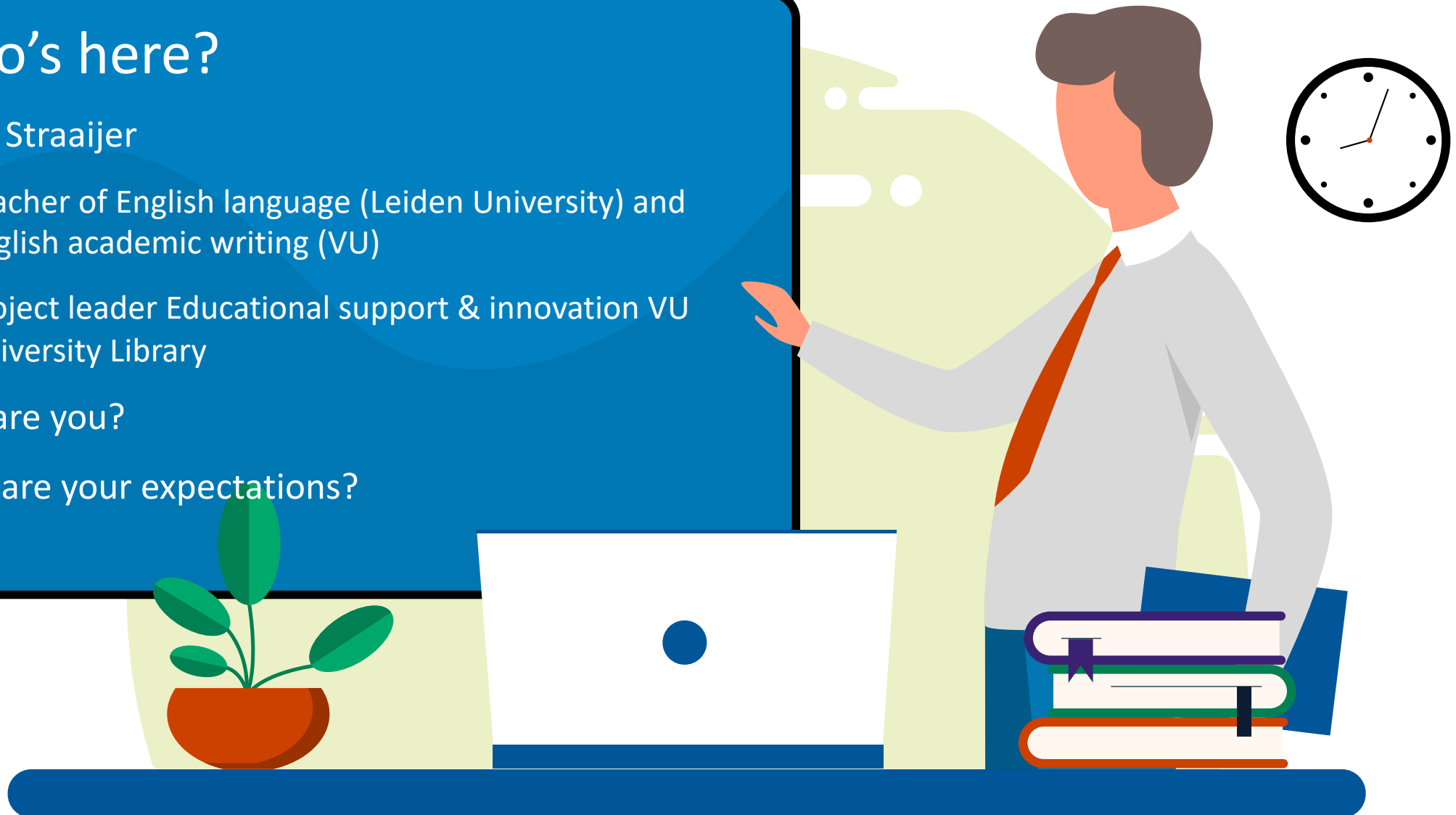
Robin Straaijer

Teacher of English language (Leiden University) and
English academic writing (VU)

Project leader Educational support & innovation VU
University Library

Who are you?

What are your expectations?



At the University Library

information skills

VU Education
Lab

UTQ training

XR, OBTL,
3D-printing

Copyright
Information
Point

OER support

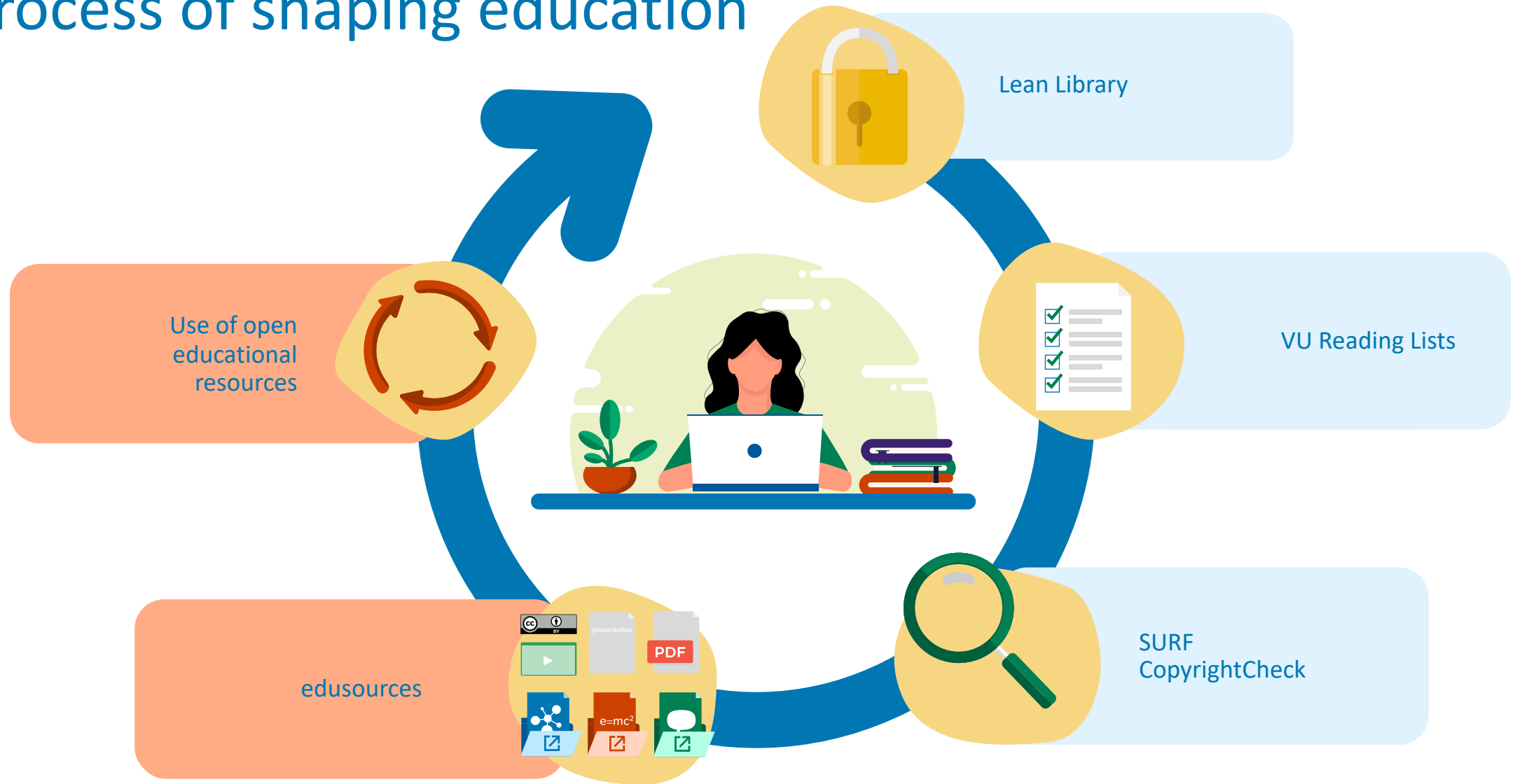
RDS support



Background

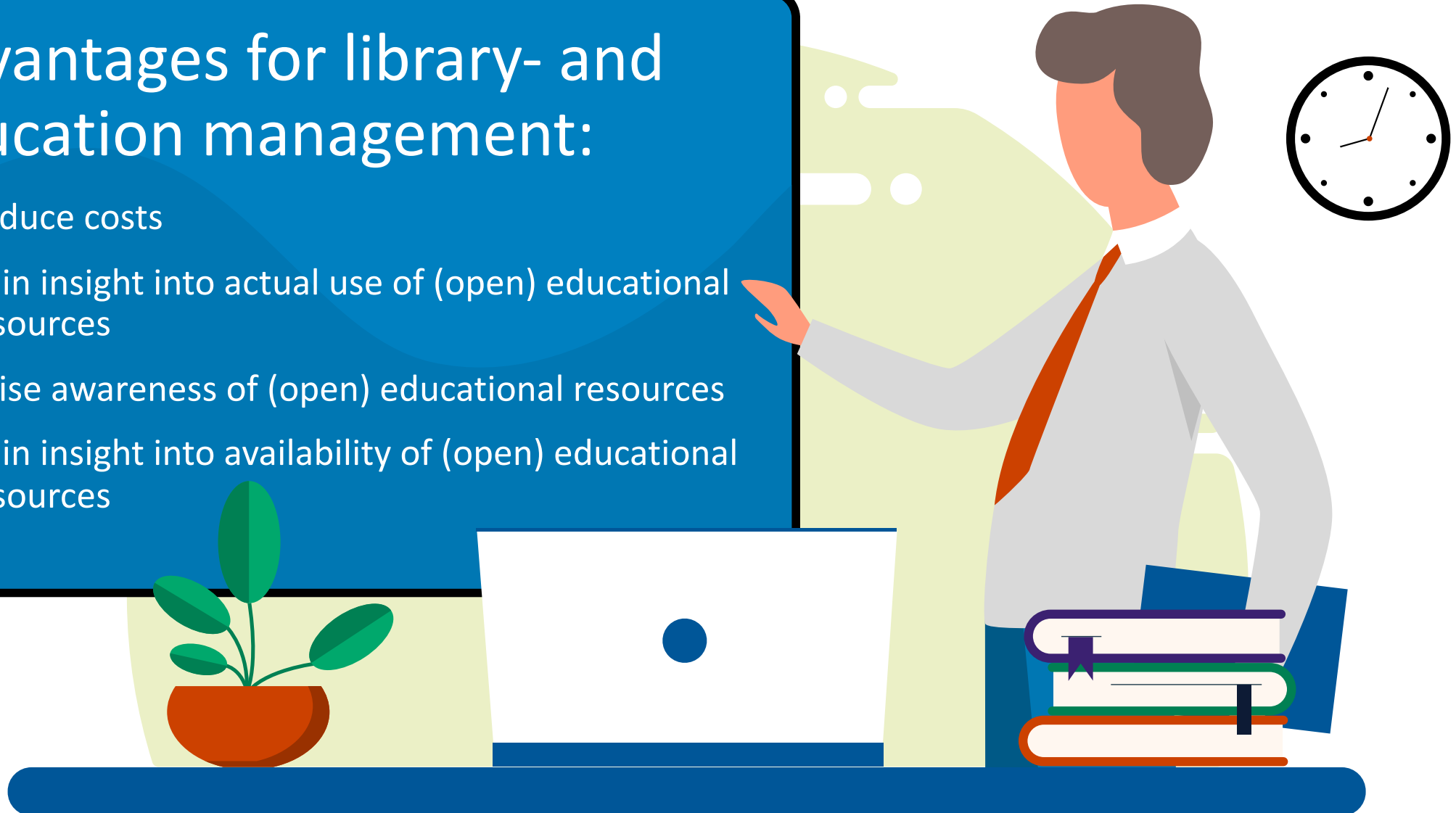


Process of shaping education





Advantages for library- and education management:

- Reduce costs
- Gain insight into actual use of (open) educational resources
- Raise awareness of (open) educational resources
- Gain insight into availability of (open) educational resources






Advantages for educators:

- Better access to (open) educational resources
- Clearer information for students
- Library support
- No worries about copyright infringement




How do *you* share
course literature
with your students?



Easy Access-regeling

- VU pays yearly fee for use of copyright-protected materials
- What does this mean for your teaching?
- Use **up to 40 pages or 20%** of the entire publication
→ This is covered!
- Use **more than 40 pages or more than 20%**
→ Must be separately applied and paid for!
- Linking to a legitimate webpage is always OK!



The VU Amsterdam makes use of the Easy Access agreement (2023-2025) of UvO. This buyout scheme makes it easier than ever to use and reuse copyright-protected material.

Read all the conditions here.

Compliant with copyright law: easy and fair.

General rules:

- Always state the source.
- Direct links are preferred.
- Open Access content is always OK.
- Is there already a license/contract with the publisher?

That way we ensure together that copyright materials are used as intended.

For more information or questions, please visit the University Library via Steunpuntleermaterialen.uv@vu.nl

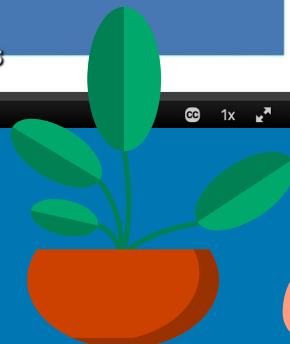

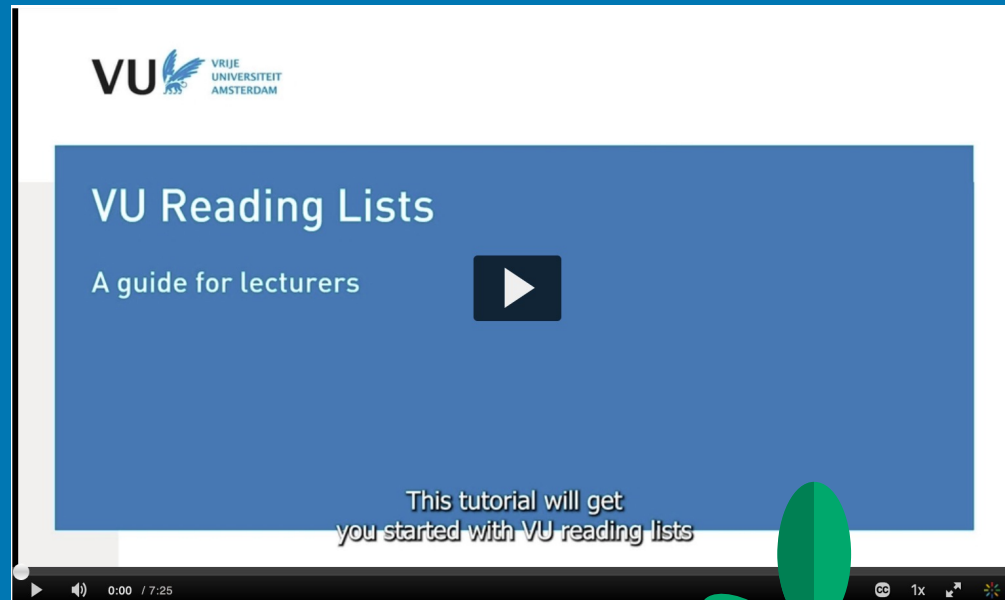
Valid from 01-01-2023 to 31-12-2025

Use links		A direct link in Canvas to the article or e-book is always preferred and is always OK.
Use VU Reading Lists		Use the attractive and effective reading lists system to provide easy and optimal accessible literature lists for students in Canvas. Always copyright compliant.
Up to 40 pages	40	You can use up to 40 pages from publications (chapters, articles from magazines, etc.) in your lessons, on condition that it is not more than 20% of the original publication. Please note that linking is preferred.
How many images?		There is no maximum of images in your presentations (PowerPoint, Prezi, etc.). But there are two conditions: you may use no more than 10 works by the same maker and no more than 25 images from the same work.
For all your students		You may offer the content to all students in Canvas studying your subject. The rules apply per Canvas-course.
> 40 pages?	>40	Will you be using more than 40 pages , or more than 20% of the work? That's possible. Please contact the VU Copyright Information Point (AIP).
Easy		No fees or penalties to pay later!




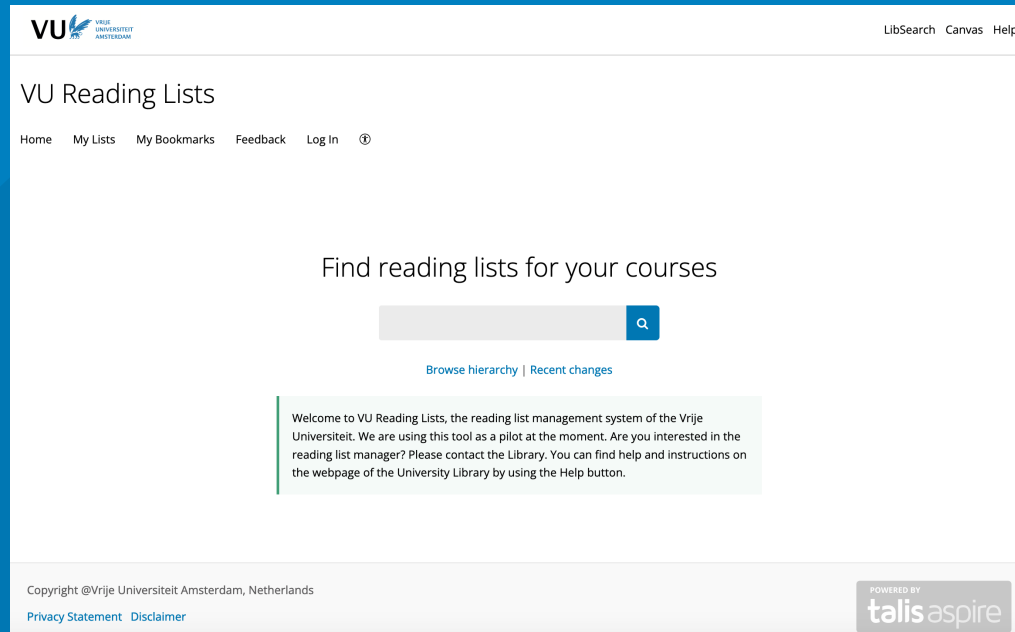
VU Reading Lists demonstration





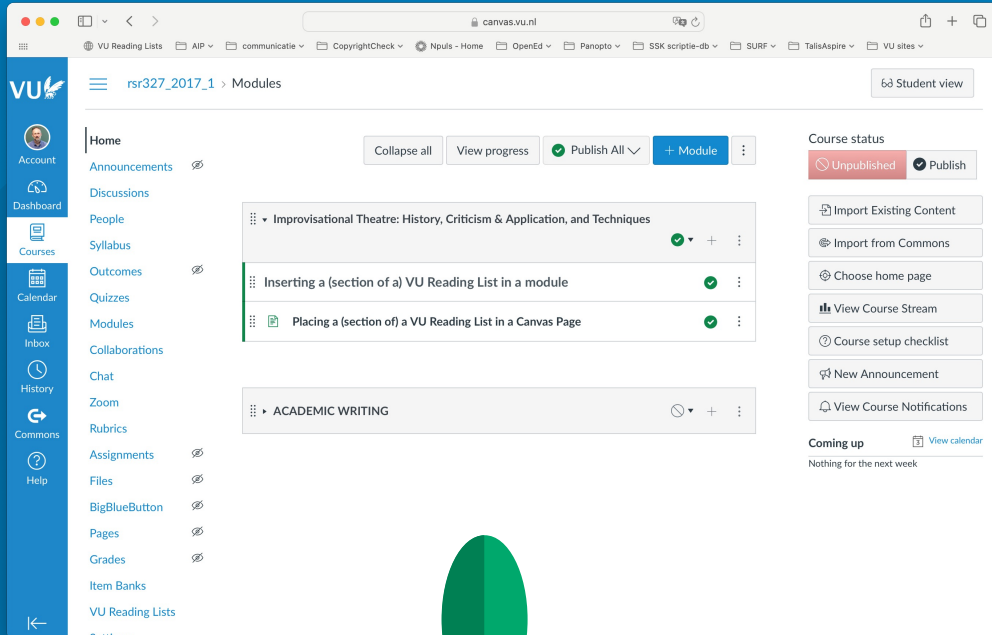
VU Reading Lists (videoguide)



VU Reading Lists demonstration

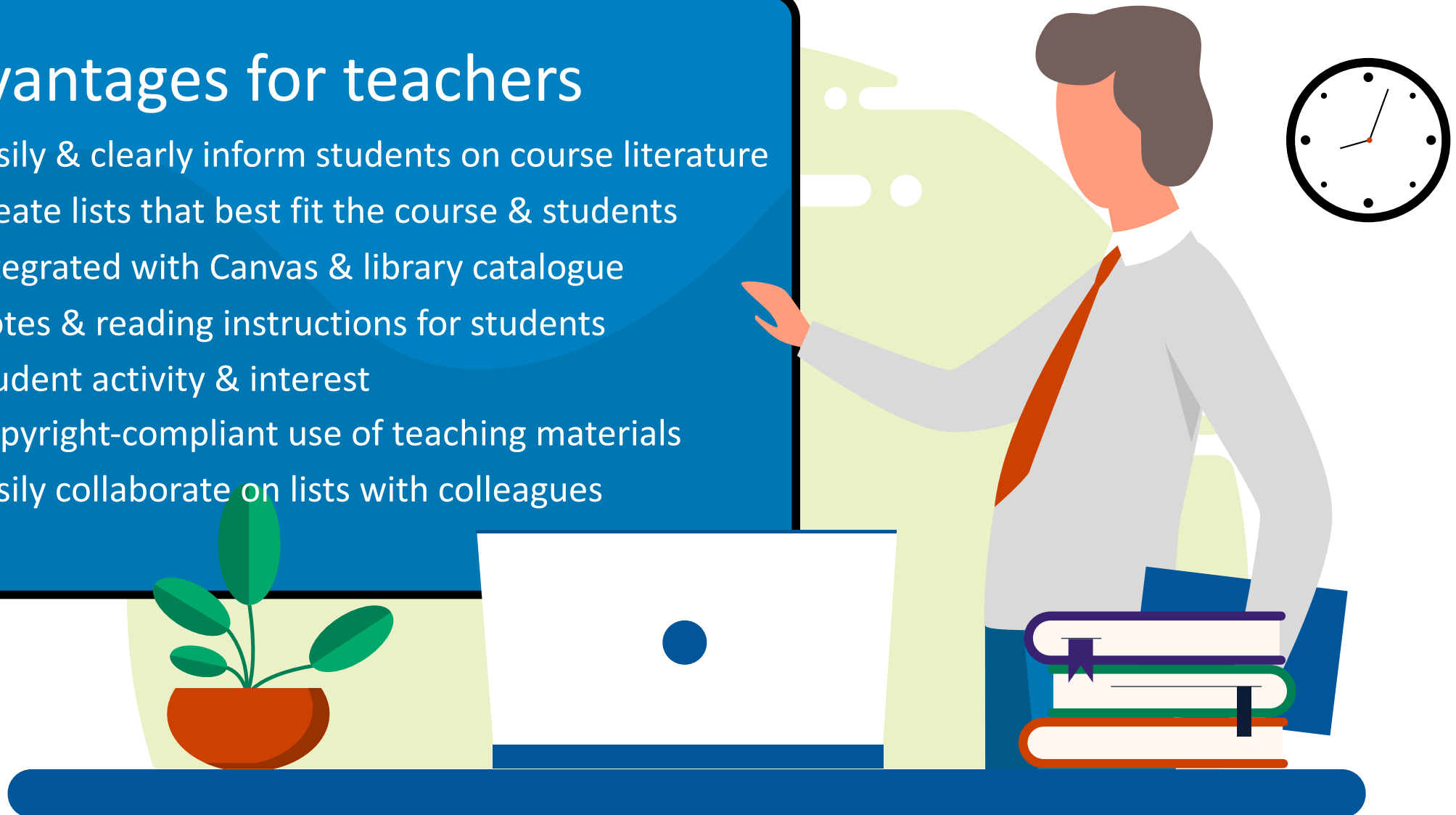


VU Reading Lists in Canvas



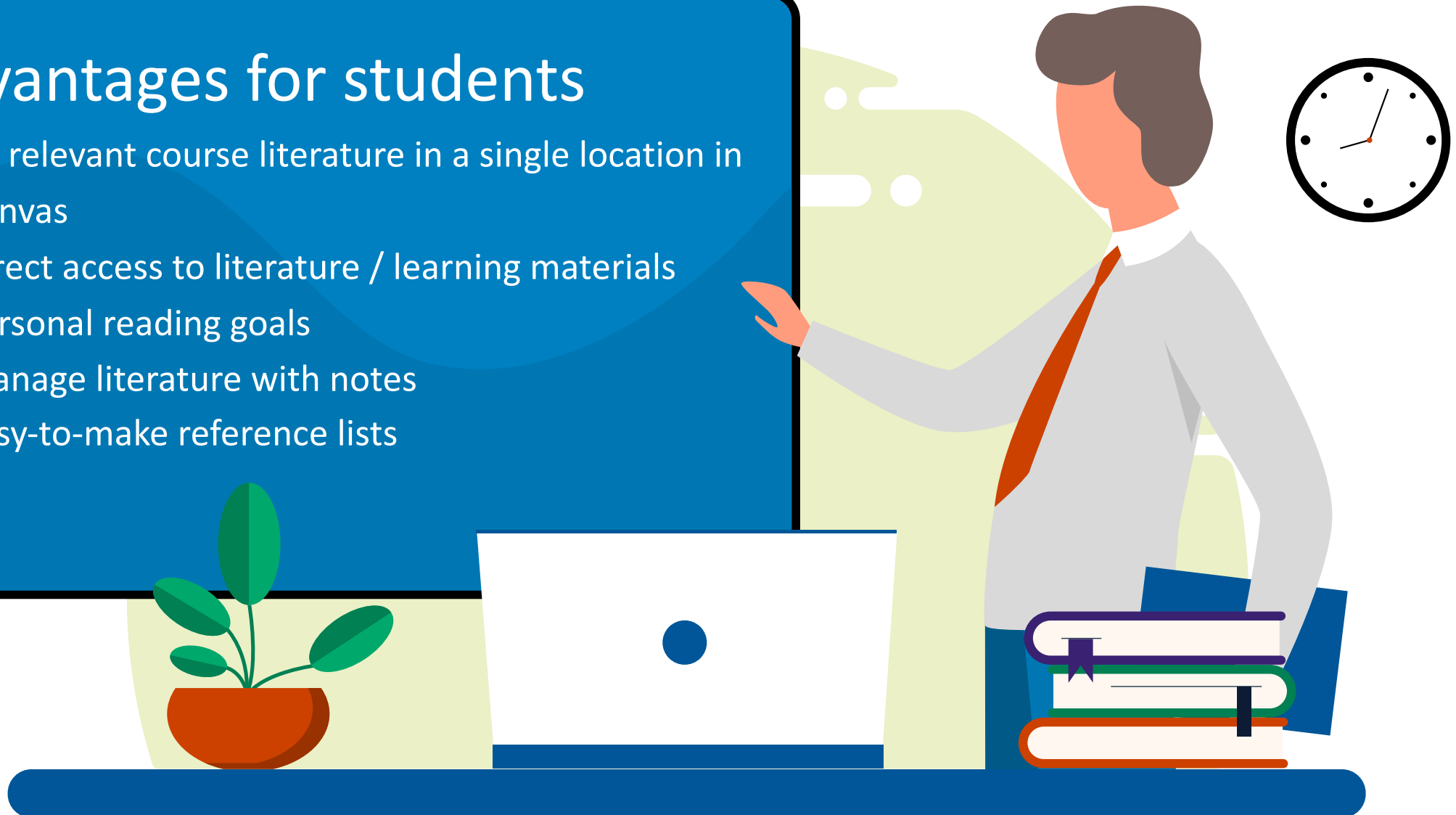
Advantages for teachers

- Easily & clearly inform students on course literature
- Create lists that best fit the course & students
- Integrated with Canvas & library catalogue
- Notes & reading instructions for students
- Student activity & interest
- Copyright-compliant use of teaching materials
- Easily collaborate on lists with colleagues

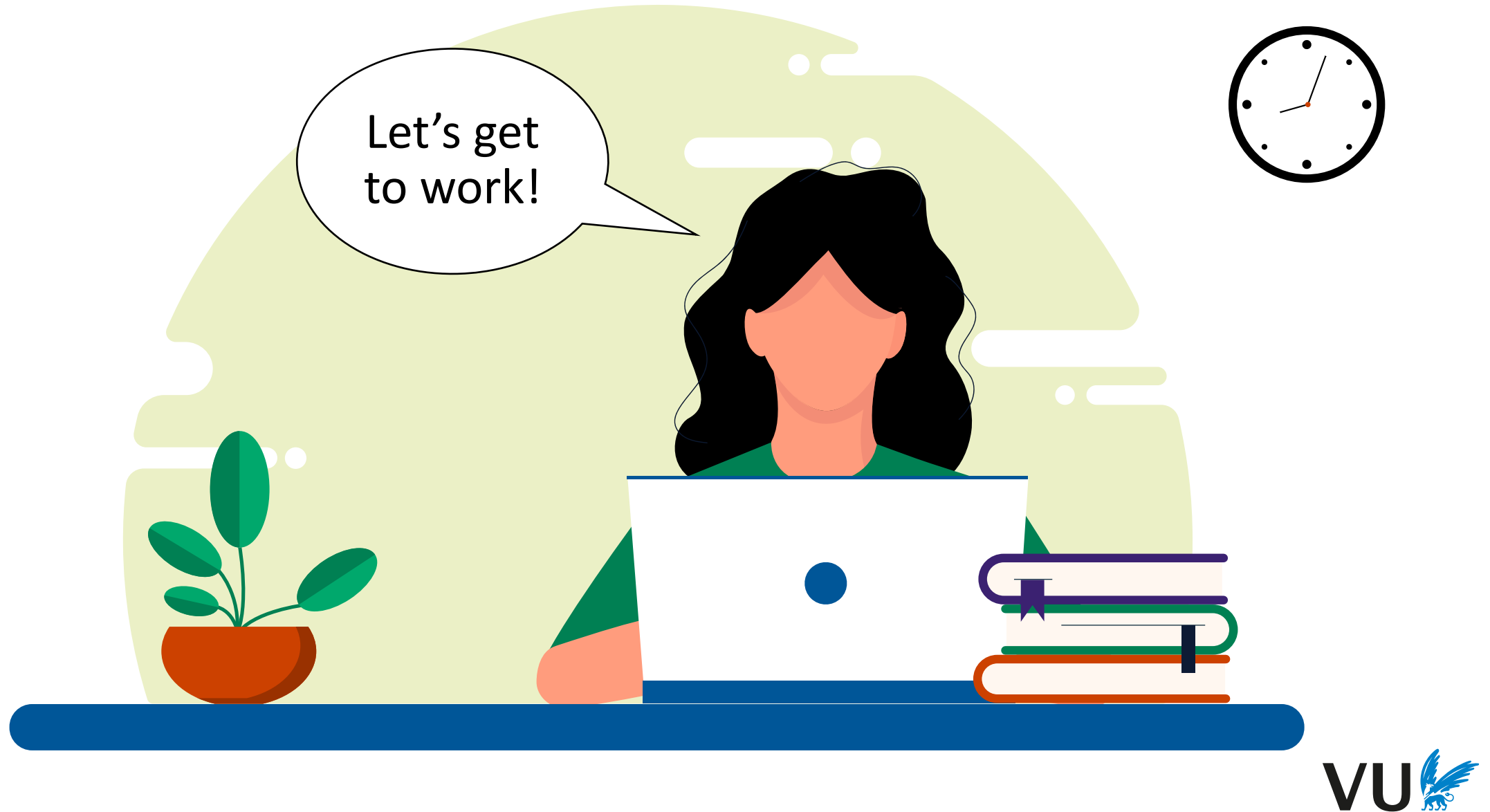


Advantages for students

- All relevant course literature in a single location in Canvas
- Direct access to literature / learning materials
- Personal reading goals
- Manage literature with notes
- Easy-to-make reference lists




Making your first reading list



You are going to...

1. Create a VU Reading List for your course
2. Add literature to your list
3. Create sections in your list
4. Integrate your VU Reading List in your Canvas course



First things...






Check mail for invitation ✓



Install bookmarking
browser extension ✓



Log in! *vu.rl.talis.com* ✓



1. Create a VU Reading List for your course

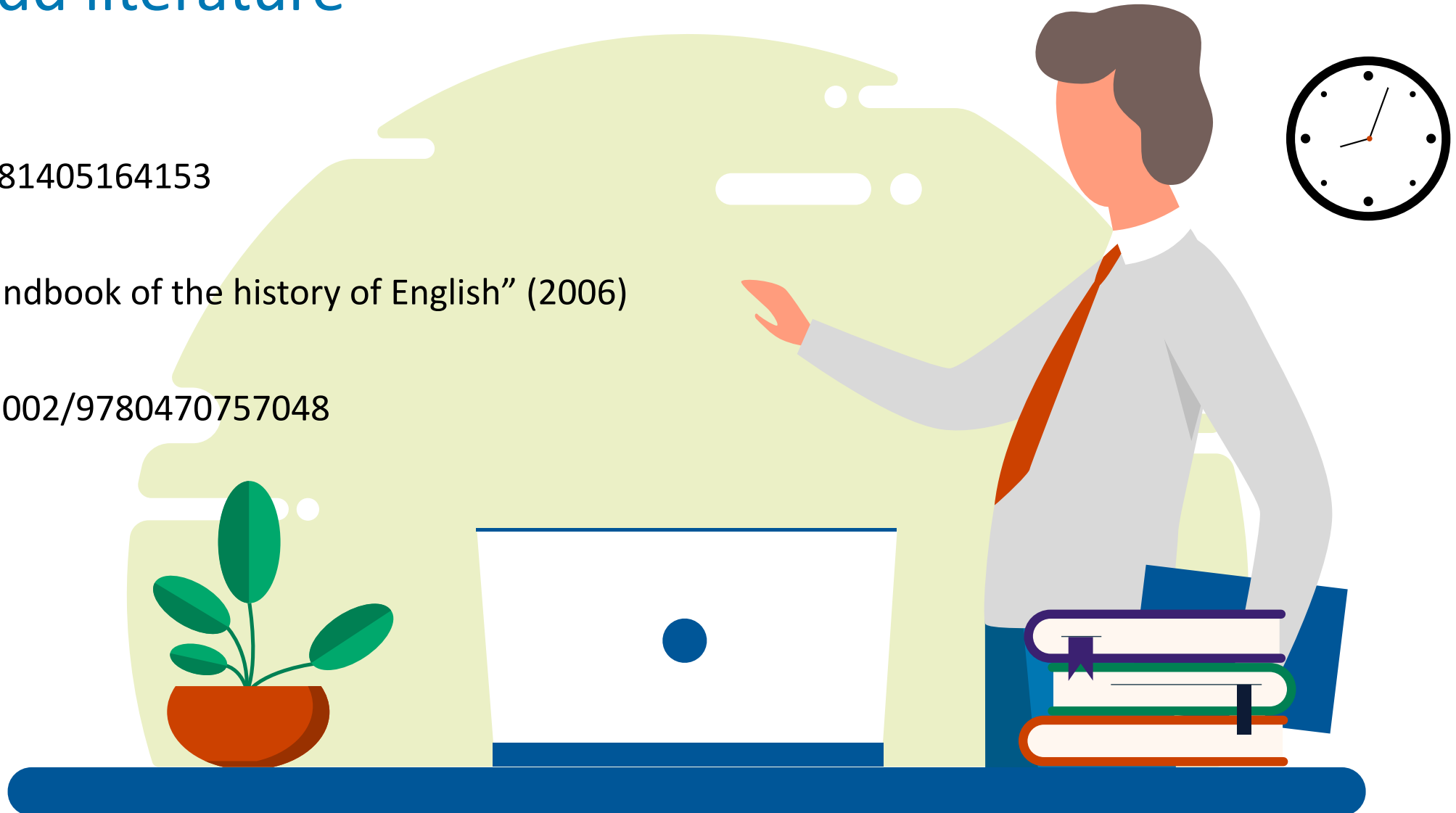


2. Add literature

ISBN = 9781405164153

title = "handbook of the history of English" (2006)

doi = 10.1002/9780470757048



3. Create sections in your VU Reading List



4. Use your VU Reading List in Canvas





In short, *VU Reading Lists*...

- Brings the library to the user
- Allows you to easily share course reading with students
- Allows you to create reading lists with colleagues
- Provides copyright-compliant use of educational materials



Thank you!

Questions?



Appendices

[A-1 Tips for VU Reading Lists](#)

[A-2. Lean Library](#)

[A-3 Open Educational Resources](#)

[A-4. Useful links](#)

A-1. Tips for VU Reading Lists

- Tailor the list to the course in VU Canvas
 - Give the list the same name as the Canvas course - [course code – course name]
 - Use the Section option in VU Reading Lists to make the list reflect the Module structure in VU Canvas
 - Add all course literature
- Tailor the list to your students
 - Use the *importance labels* – [Required; Recommended of Optional]
Note: Use the label *Required* only for official exam literature
 - Add *Notes for students*, for example “Read chapters 4, 5 and 7”
 - Add the names of all teachers in the course in the list description
- Add a *Note for the library* when your subject librarian needs to be informed about something in your list
- Use Libsearch for the most recent edition, availability, etc.
- You remain responsible for supplying students with the correct information.

A-2. Lean Library

 **LEAN LIBRARY**
Technology from SAGE


[Why Lean Library](#) [Products](#) [Community](#) [FAQ](#) [Pricing](#)


[Add to Chrome](#)

Take your **library** to your **patrons**








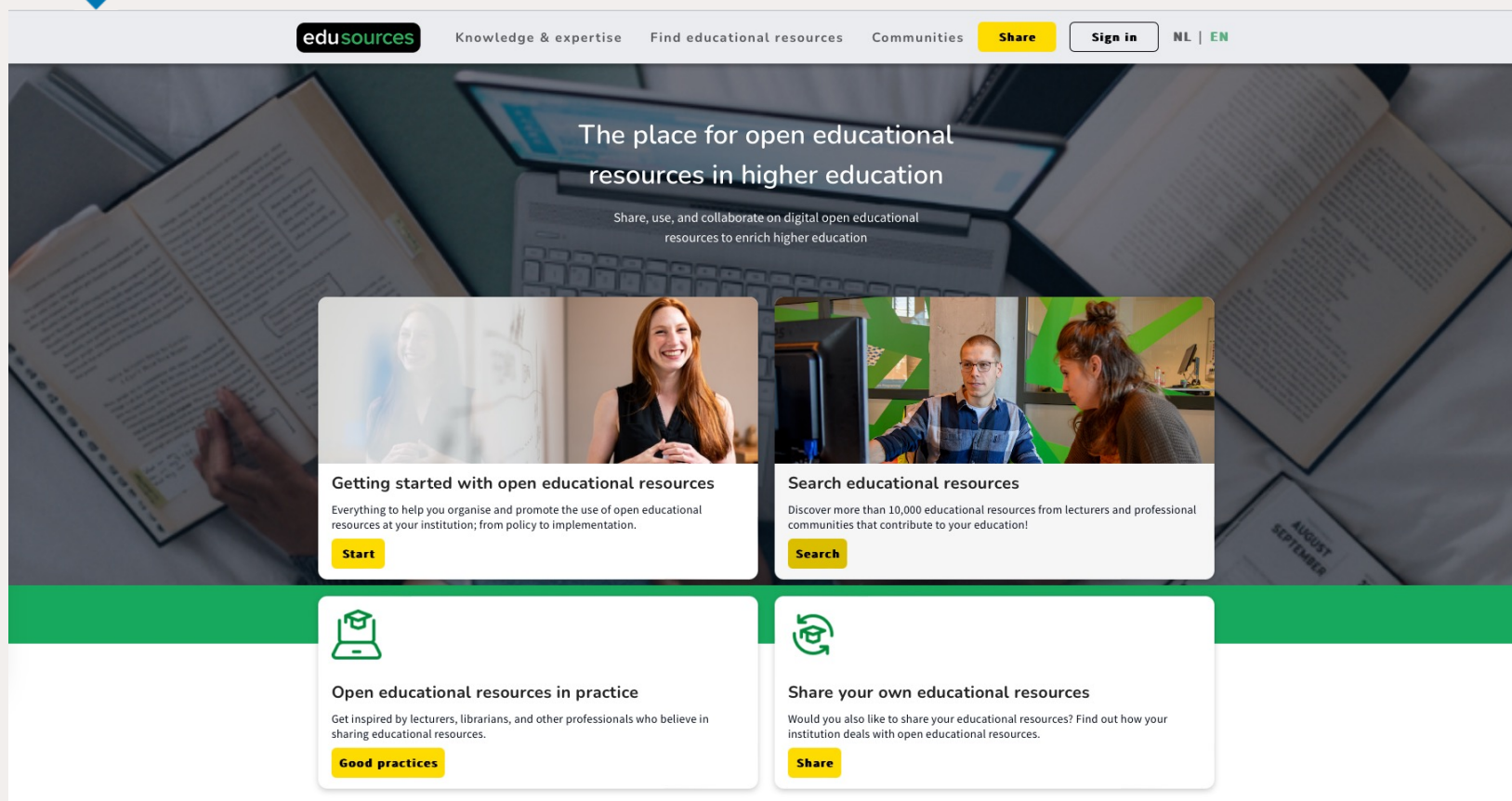


Toegang tot
leermaterialen

Universiteitsbibliotheek

VU  **VRIJE
UNIVERSITEIT
AMSTERDAM**

A-3. Open Educational Resources



The screenshot shows the homepage of the 'edu sources' website. The header includes the 'edu sources' logo, navigation links for 'Knowledge & expertise', 'Find educational resources', 'Communities', and a 'Share' button. There are also 'Sign in' and language selection ('NL | EN') options. The main content area features a large background image of books and a laptop with the text 'The place for open educational resources in higher education' and a subtitle 'Share, use, and collaborate on digital open educational resources to enrich higher education'. Below this are four featured sections: 'Getting started with open educational resources' (with a 'Start' button), 'Search educational resources' (with a 'Search' button), 'Open educational resources in practice' (with a 'Good practices' button), and 'Share your own educational resources' (with a 'Share' button).

edu sources Knowledge & expertise Find educational resources Communities **Share** Sign in NL | EN

The place for open educational resources in higher education

Share, use, and collaborate on digital open educational resources to enrich higher education

Getting started with open educational resources
Everything to help you organise and promote the use of open educational resources at your institution; from policy to implementation.
Start

Search educational resources
Discover more than 10,000 educational resources from lecturers and professional communities that contribute to your education!
Search

Open educational resources in practice
Get inspired by lecturers, librarians, and other professionals who believe in sharing educational resources.
Good practices

Share your own educational resources
Would you also like to share your educational resources? Find out how your institution deals with open educational resources.
Share

 Finding and using

 Making and sharing

A-4. Useful links

- [Open Educational Resources: a support landscape \(video\)](#)
- [VU Reading Lists \(*Talis Aspire*\)](#)
- [VU Reading Lists on Canvas *VU Tools for Education*](#)
- [Create reading lists with VU Reading Lists](#)
- [VU Reading Lists – instruction manual](#)
- [VU Reading List guide for lecturers \(video\)](#)
- [TechLab](#)
- [Easy Access-regeling](#)
- [Lean Library](#)
- [edusources](#)