

Immigration Procedures Semester in Amsterdam

Vrije Universiteit Amsterdam



Visa and residence permit



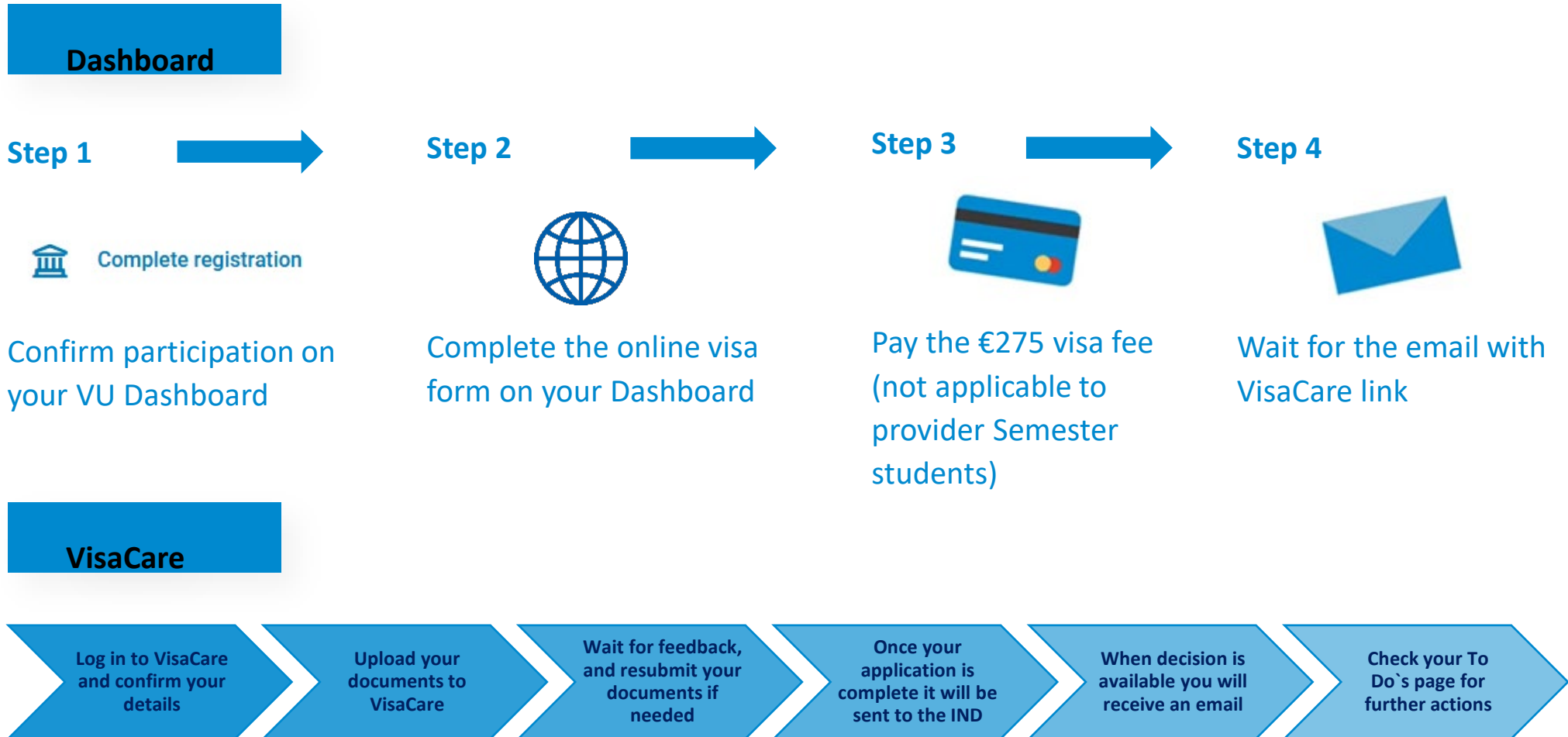
- Only for non-EU nationals
 - VU Amsterdam will apply for your visa and/or residence permit with the Dutch Immigration Service (IND)
 - **September** intake: Start your application in **April**. Deadline is 1 June.
 - **February** intake: Start your application in **October**. Deadline is 1 December.
 - Immigration fee of €275 (not applicable to provider Semester students)

Types of Immigration procedure

- Entry visa (MVV) +
Residence permit (VVR)
- Residence permit (VVR)
without entry visa
- Animation:
<https://youtu.be/G7IUgVEI8FQ>



How to apply:



Dashboard: step by step

1. Log in to you Dashboard: <https://vu.nl/en/dashboard>

2. Select “**Complete Registration**” under Apps and pages

Apps and pages

My favourite apps

- Application for exchange at partner university
- Canvas
- Complete registration**
- Contact point for students
- Course registration
- Internship, freemover, or summer school abroad
- Safety and security reporting centre
- Study Monitor
- Study guide
- VU Student Jobs
- askIT

All apps →

3. **Confirm your participation** by clicking on “Accept/Decline”. The Visa form will now be available for you to complete.

Application(s) 2021/2022

Course of study	Status	Action
Exchange programme Vrije Universiteit	Check status	Edit Cancel
Confirm participation	Confirmed	Edit
Visa	Open	Apply
Accommodation	Applied	Cancel

Dashboard: step by step

3. Click on “Apply” and fill out a short form.

Application for visa and residence permit

✔ DO YOU HAVE A VALID RESIDENCE PERMIT FOR THE NETHERLANDS?

Yes
 No

✔ DO YOU HAVE A VALID RESIDENCE PERMIT FOR ANOTHER EU COUNTRY ?

Yes
 No

✔ PAYMENTS


You have selected: Apply for residence permit
Total costs for these services are 275 EUR

SUBMIT

Send

4. After the form is submitted you can proceed to pay the visa fee through the online payment tool

Payments

Payment	Amount	Status	Action
2021/2022 - Visa fee	275 EUR	OPEN 	To payment page


VisaCare: step by step

- Once you access VisaCare you will need to confirm your student details and accept the terms and conditions.
- You will be asked to select your **source(s) of financial means**:
 - My source(s) of financial means
 - **I have a scholarship** (upload a copy of your scholarship letter) – *Semester Abroad students: select this option if your provider pays your fees*
 - **I have money on my own bank account** (upload a copy of your own bank statement, or/and US Loan Award Letter)
 - **I have a financier who supports me** (upload sponsor documents, including their bank statement)
 - **I will make a deposit on your bank account** (upload proof of transfer)
- After that a **To Do`s page** will be generated. You can see there what documents you are required to submit and which boxes you need to tick.

VisaCare: Student details and To Do page

[ToDo's](#) [My details](#)

[Guide](#) [Log out](#)


VRIJE UNIVERSITEIT AMSTERDAM

I have a Dutch residence permit Yes

Residence purpose of residence permit

Validity Dutch residence permit

Expiration date Dutch residence permit

Identification

Civil status

Address of (current) residence abroad

Postal-/zipcode of (current) residence abroad

Place (city) of (current) residence abroad

Country of (current) residence abroad

E-mail address (primary)

E-mail address (secondary)

I have a Dutch address Yes

Dutch address

ZIP-code Dutch address

Place Dutch address

Phone number Dutch address

Preparatory course

Kind of study

Main programme

Main programme duration

Start main programme

End date main programme

Effective date residence permit

IND office window

I have read and agree with the Rights&Obligations under Dutch migration law

[ToDo's](#) [My details](#)

Document	Info	Deadline	Actions	Status
<input checked="" type="checkbox"/> IND Brochure "Coming to study in the Netherlands" <small>Important information</small>				Approved
<input checked="" type="checkbox"/> Information on COVID 19				Approved
<input checked="" type="checkbox"/> Transfer of Visa Fee				Approved
<input checked="" type="checkbox"/> Passport <small>(ID page + all used pages)</small>				Approved
<input checked="" type="checkbox"/> Antecedents Certificate				Approved
<input checked="" type="checkbox"/> Declaration of intent to undergo a TB test				Approved
<input checked="" type="checkbox"/> Financial Statement of support				Approved
<input checked="" type="checkbox"/> Passport or ID of financier				Approved
<input checked="" type="checkbox"/> Bankdeclaration financier				Approved
<input checked="" type="checkbox"/> Information on health insurance				Approved

Contacts

- Visit our website: www.vu.nl/visa
- Send your questions to the Student Immigration team: studentimmigration@vu.nl
- Book a phone appointment: [here](#)
- Call us:
+31 (0)20 598 3078
(Mon-Fri, 10.00 – 14.00)

