



## **COURSE GUIDE**

# WELCOME TO LINDRICK GOLF CLUB

Lindrick is proud to have been located within Yorkshire for every moment of its existence. Lindrick is foremost a members' club with a rich history, attracting its membership not just from the immediate locality of South Yorkshire, Derbyshire and North Nottinghamshire. The club also has long established links with Sheffield reflecting the fact that it began life over 130 years ago as the Sheffield & District Golf Club.

The 'Vulcan' image, which is the club emblem, is taken from a bronze statue of Vulcan by the Italian sculptor Mario Raggi. This impressive statue can still be seen today on the tower of Sheffield's Town Hall and symbolises the god of fire and blacksmithery which is associated with the steel production in the Sheffield area.

The club strives to maintain both the atmosphere and ethos of a members' club with golf played in the Corinthian spirit of good fellowship and a deep respect for golfing tradition. Here at Lindrick it is all about merging the historic with the here and now to create the perfect setting and ambience.

During winter months, the course is normally open without temporary greens or tees and remains in excellent condition regardless of the weather.

There is a busy programme of club competitions and knockouts as well as a full programme of matches against similar clubs. But much of the golf played at Lindrick is social where visitors are always welcomed, which we believe is the keystone of a thriving members club.



All distances are measured in  
**YARDS** to the **FRONT** of the green.

30

These figures indicate  
depth of green from  
front edge 'o'

275

L

L & R indicates the left and  
right sides of the fairway at  
the distances shown from  
each tee

Direction to the  
next hole



Approach indicates the  
playing line through the  
centre of green

Indicates green slopes,  
with bolder arrows being  
the most severe

346

346

342

Driving distance from  
each tee position



[www.cleregolf.com](http://www.cleregolf.com)

© Copyright Clere Golf 2022. Designed, surveyed, printed and published by Clere Golf. All rights reserved. No reproduction, copy or transmission of this publication should be made without written permission of Clere Golf.

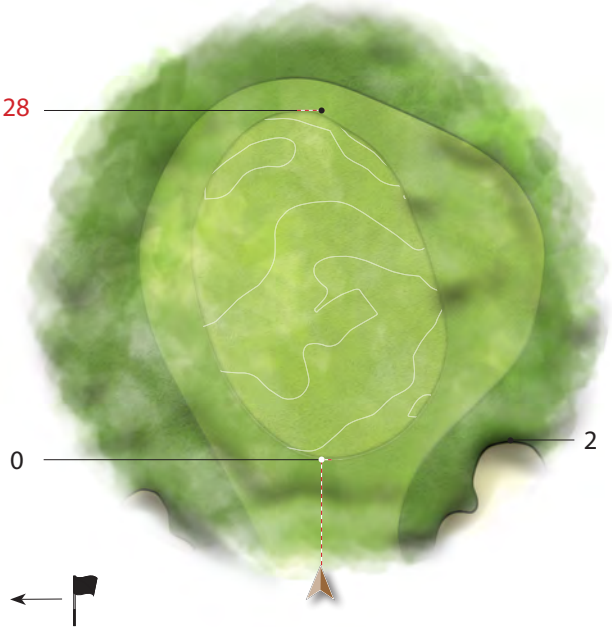
Ref. 11869

# LINDRICK

1

Par 4/5  
S.I. 8/12

402 402 396 376



Play your drive to favour the right side of the fairway to open up the green for your second shot. For the second shot play a positive shot into the heart of the green past the bunker trouble at the front.

Bunker

256  
256  
246  
231

R

275  
275  
265  
249





21

82

102

121

267

267

257

242

256

256

246

231

131

174

178

28

R



1

# LINDRICK

2

394

364

347

323

Par 4  
S.I. 6/4

28

22

18

14

10

3

0



Play your tee shot on a line just left of the fairway bunker. The approach shot is uphill and best to play right of the flag to allow for the right to left slope of the green and to avoid the bunker on the left of the green.

L

275

247

230

207

Bush

299

270

253

230

Bunker

250

220

203

180





32

37

66

79

95

28

L

36

62

93

299

270

253

230

123

132

250


220

203

180



2



A testing par 3, requiring a positive shot into the middle of the green. Make sure you take enough club to carry the the bunkers in front of the green.







26

157

152

141

113

3



# LINDRICK

4

478

478

461

459

Par 5  
S.I. 12/8

25

0

Aim your tee shot to the left half of the fairway to allow for the right to left slope. For the second shot the green is in range for long hitters. For average golfers aim your second shot, play to the right side of the fairway.

The approach shot is into the green at the bottom of a steep slope. Check your yardage and hit a positive shot.

L

225

225

211

207

Bunker

210

210

196

192



49  
71  
81  
94  
117  
142

47

72

103

144

182

189

266

266

253

248

243

198

210

198

210

185

196

180

192

269

287

L

25



4

# LINDRICK

5

Par 4/5  
S.I. 2

431 431 424 397



Aim your tee shot straight at the marker post on this tough uphill par 4. For your second shot take extra club to clear the bunkers in front of the green.

A par here is always a great score!

L

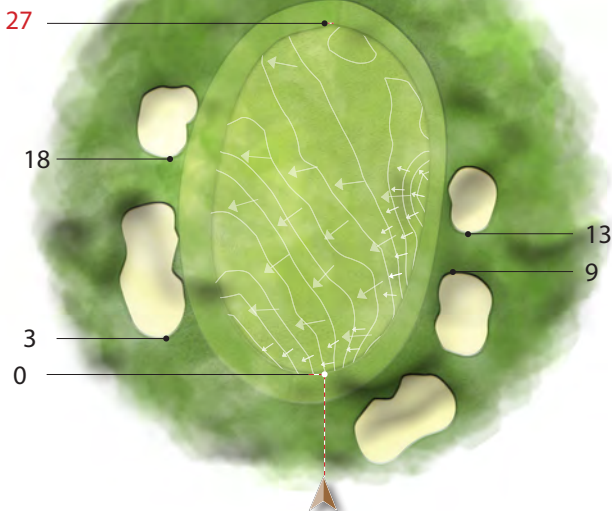
275  
229  
271  
243

Fairway  
Runout

228  
228  
223  
195







The green has a right to left slope so aim right of the pin to allow for this.







# LINDRICK

7

439 439 431 396

Par 4/5  
S.I. 4/10

30

0

Aim your tee shot left of centre to allow for the left to right fairway slope. For your second shot allow for the slight downhill roll on to the green and aim left of the flag allowing for gentle left to right slope.

Bunker

225

225

216

185

R

275

275

265

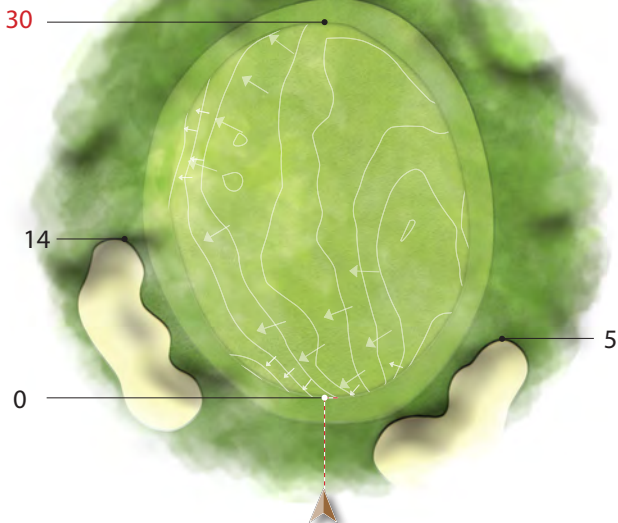
234







316 316 298 260



A par 4 where the tee shot is all about positioning yourself for the second shot. Aim to hit the ball 200 yards down the middle. This will leave you a short iron into a green with subtle slopes and give you a good birdie Chance.





13

25

25

71

91

123

114

120

191

191

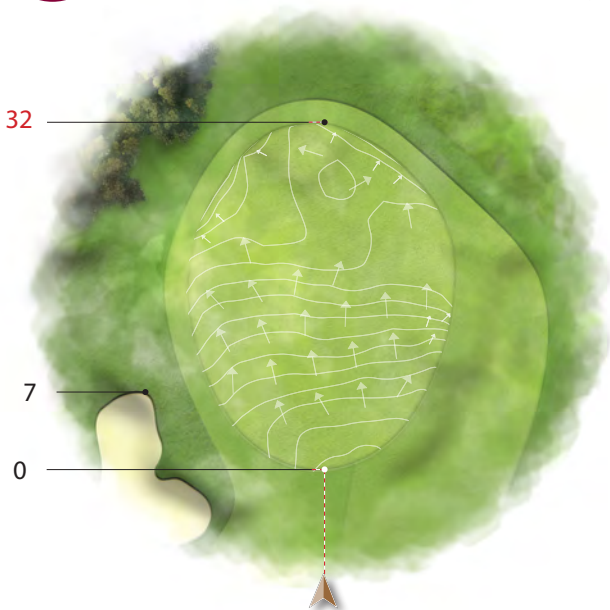
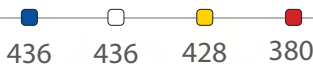
177

135

L

30

8



Aim your tee shot down the right hand side of the fairway to avoid the humps and hollows on the left. For your second shot into the green take into account the downhill slope to the green.

L

275

275

268

219

R

275

275

268

219





105  
**317**  
317  
**309**  
**260**

105

121

217

32

L

R

30

38

55

75

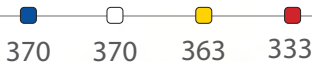
101

118

172

9





28

0

3

Play your Drive to the left side of the fairway to keep away from the bunkers down the right – the left hand bunker is a good line to choose. The second is to a green offset to the fairway and the pin is often tucked behind the bunker. Ideally play for the left edge of the green with a gentle fade.

Bunker

259

258

253

222

Bunker

225

226

219

189







28

44

12

83

96

259

258

253

126

222

150

128

225

226

219

189

147

166

10



32

0

9

Distance control is key here as the green has fall off's on the back and right perimeter, so choose your club carefully. When the pin is hidden behind the bunker play at the left side of the green with a gentle fade and you will be rewarded with a birdie chance.

Left side  
of green

Right side  
of green



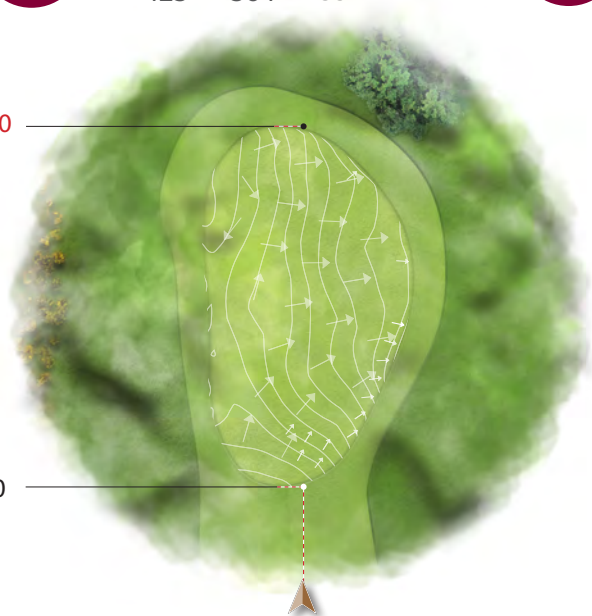




423 364 352 349

30

0



A tough dog-leg left where long hitters may not need a driver. Play your tee shot to favour the right side of the fairway and you will be left with a short iron in to the green. The green is long and narrow so take care and try to finish just right of the pin for an easier uphill putt on this sloping green.

L

250  
202  
189  
177

Fairway  
Runout

290  
242  
229  
217

R

250  
202  
189  
177





# LINDRICK

13

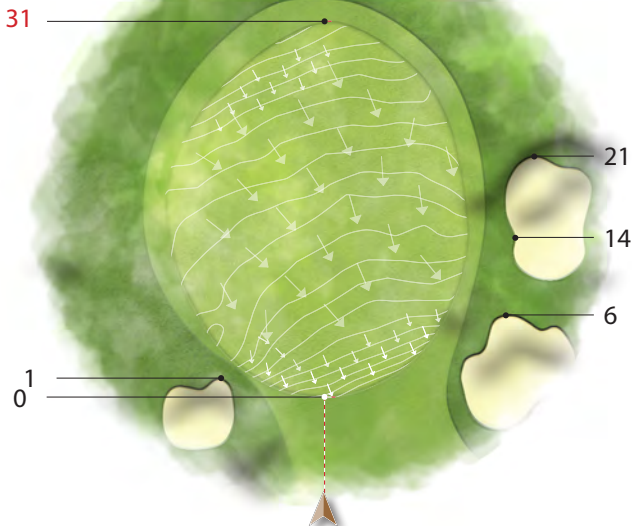
456

433

413

404

Par 4/5  
S.I. 1/7



Do not be greedy from the tee, aim up the middle or just right of centre keeping away from the bunkers. The second will be all uphill – take at least one club more than you think as the green is well above you and slopes from back to front – long left is safest if in doubt.

Bunker

282

259

238

227

Fairway  
Runout

319

295

274

263

R

275

252

231

220



17

31



50

72

101

111

128

139

151

164

181

127  
Fairway Runout

137

R

282

259

238

227

319

295

274

263



13



A fairly generous drive but then care must be taken with the second to avoid the bunkers that stand sentry either side of the fairway. Long hitters can take them on and carry the bunkers otherwise play short and down the right side and rely on a pitch and putt for a birdie chance.







52

94

118

151

191

241

32

31

48

59

97

137

146

201

221

231

Fairway Runout

318

298

282

219

282

L

R

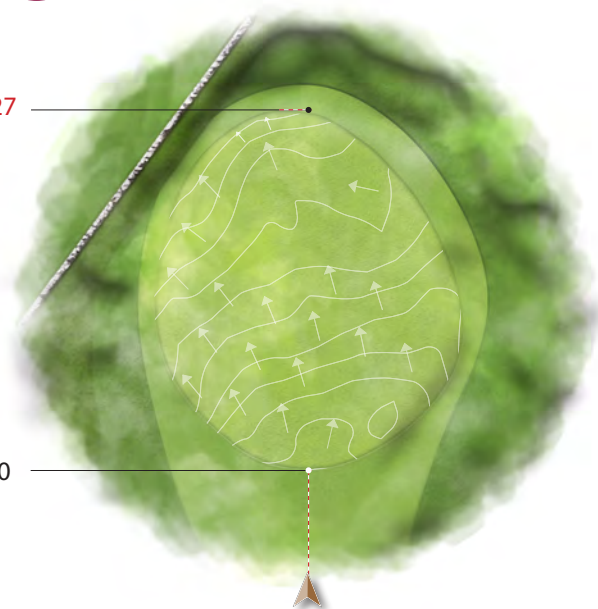


14

360 360 349 315

27

0



Accuracy is more important than length from the tee and the ideal line is just right of bunker. The second is to a small green that slopes away from you and you have to use the marker pole behind the green to get your line. In dry conditions you may elect to pitch just short and let the ball release down to the hole.

Bunker

222  
222  
212  
180

R

250  
250  
240  
106







487 487 469 427



A blind tee shot where long hitters can hit a gentle fade over the post to make sure they hold the fairway.





202

136

141

203

274

44

52

73

282

290

187

187

170

131

# LINDRICK

17

403

394

391

331

Par 4  
S.I. 5/11

32

9

0

Aim right of centre from the tee as the natural contours will take your ball left on landing. The approach has to be played with care as the green is narrow with a run off on the right side and bunkers too awaiting to catch errant shot.

Bunker

254

247

243

186

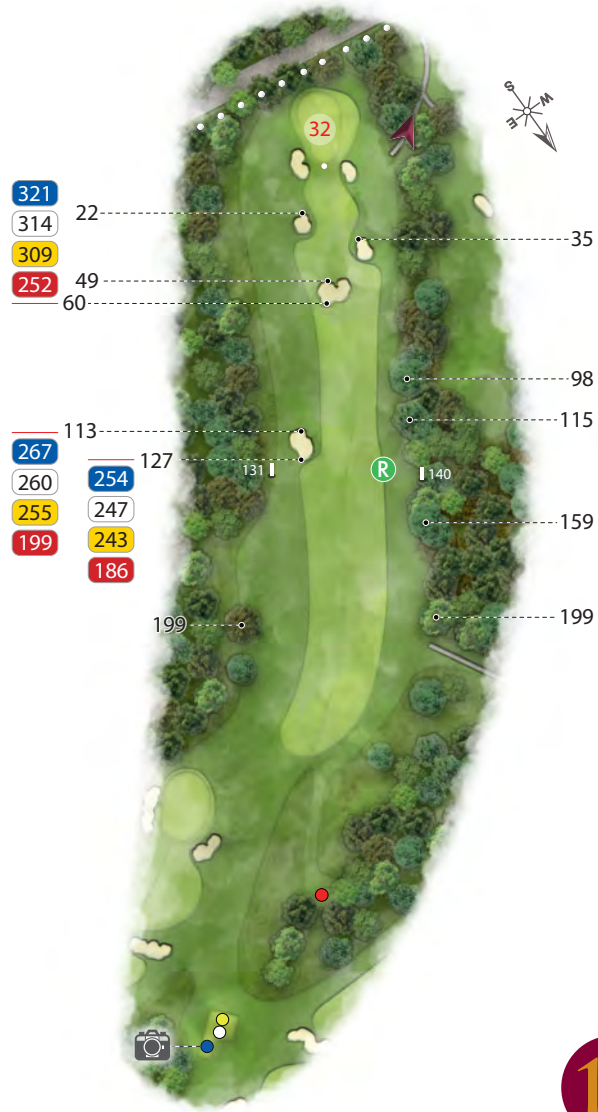
R

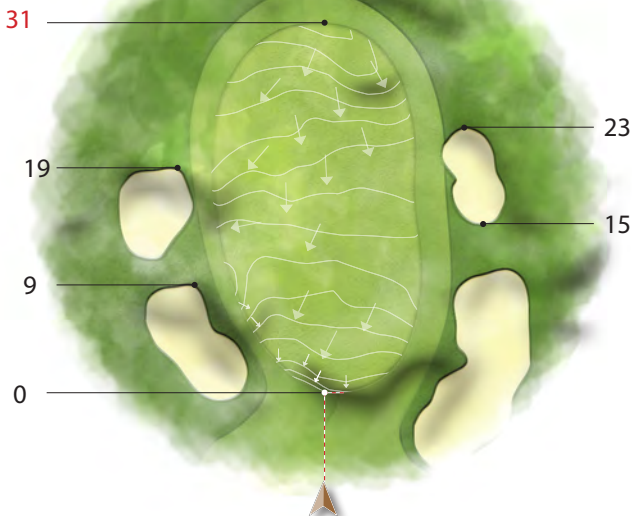
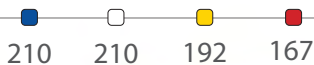
250

243

238

177





A tough finish where players invariably under-club. A straight shot to the heart of the green will be a job well done. A par here is a satisfying end to your round.





31

195

195

177

152

18





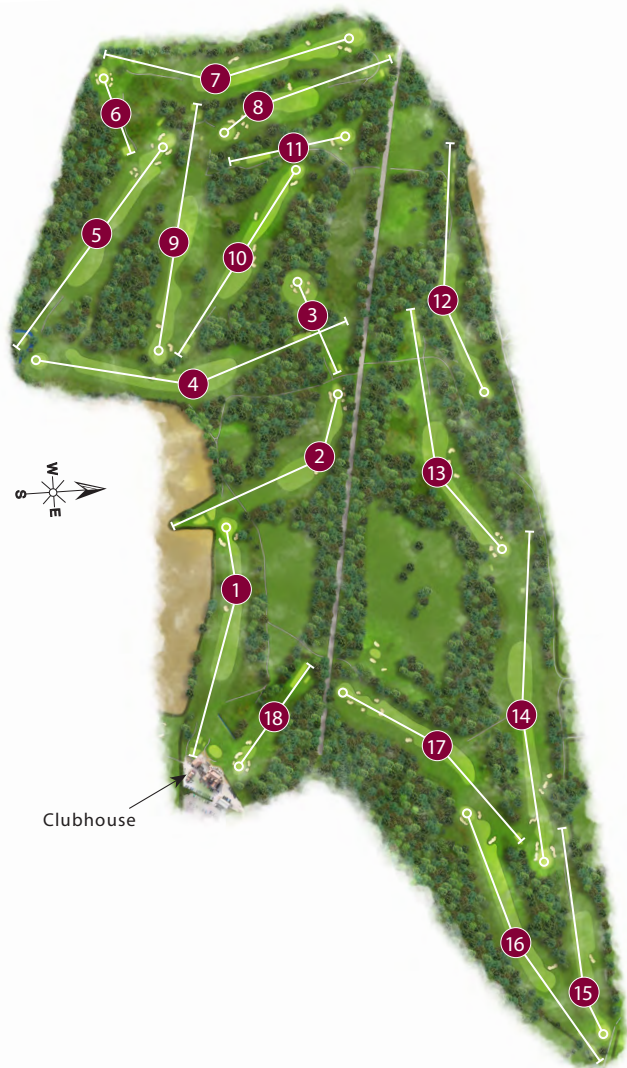
# SCORECARD

HOLE	BLUE	WHITE	YELLOW	PAR	SI	RED
1	402	402	396	4	8	376
2	394	364	347	4	6	323
3	170	165	154	3	14	126
4	478	478	461	5	12	459
5	431	431	424	4	2	397
6	140	140	131	3	18	127
7	439	439	431	4	4	396
8	316	316	298	4	16	260
9	436	436	428	4	10	380
IN	3206	3171	3070	35		2844
10	370	370	363	4	3	333
11	192	172	154	3	17	136
12	423	364	352	4	9	349
13	456	433	413	4	1	404
14	563	542	528	5	7	466
15	360	360	349	4	13	315
16	487	487	469	4 5	11	427
17	403	394	391	4	5	331
18	210	210	192	3	15	167
OUT	3464	3332	3211	35 36		2928
TOTAL	6670	6503	6281	70 71		5772





# COURSE MAP





**Lindrick Golf Club**

Deep Carrs Lane, Lindrick Common, Rotherham,  
South Yorkshire  
S81 8BH

**Professional Shop:**

01909 475 282 Option 3  
[andyrossington@lindrickgolfclub.co.uk](mailto:andyrossington@lindrickgolfclub.co.uk)

**Office:**

01909 475 282 Option 1  
[jon.duck@lindrickgolfclub.co.uk](mailto:jon.duck@lindrickgolfclub.co.uk)

