



### FEATURES

- 10 Sunlighten patented SoloCarbon infrared light therapy heaters
- Ultra low EMF and environmentally safe
- Programmable timer & continuous use options for convenience
- Chromotherapy: healing with lights and colors
- Patented magnetic locking system makes assembly a snap
- Beautiful craftsmanship and solid wood construction
- Deep benches and a taller height for ultimate relaxation

### PANELS

**Roof panel:** 1,585mm W x 1,165mm D x 75mm T  
**Floor panel:** 1,570mm W x 1,150mm D x 65mm T  
**Front wall (including glass):** 1,455mm W x 1,803mm H x 50mm T  
**Glass door:** 710mm W x 1,730mm H x 8mm T  
**Side glass:** 265mm W x 1,760mm H x 8mm T  
**Back wall:** 1,455mm W x 1,803mm H x 45mm T  
**Right wall:** 1,135mm W x 1,803mm H x 55mm T  
**Left wall:** 1,135mm W x 1,803mm H x 55mm T  
**Bench:** 1,440mm W x 515mm D x 125mm T

### ASSEMBLED

**Exterior:** 1,583mm W x 1,167mm D x 1,973mm H\*  
 \*51mm feet included  
 Need 203mm between sauna and wall and 305mm above  
**Interior:** 1,442mm W x 1,014mm D x 1,785mm H  
**Bench:** 1,438mm W x 514mm D x 496mm H  
**Heaters:** 10  
**Weight:** Bass: 260 kg; Euca: 308 kg  
**Available in:**  
 Basswood  
 Eucalyptus

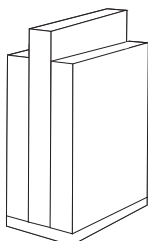
### ELECTRICAL

**Electrical:** 230V 1900W 8.19A  
 3m cord exits from back left of floor (when facing sauna)  
**Outlet specifications:**



### FITTING IN YOUR SPACE

Because of the large panel size, it is important to ensure there is enough space through the doors and pathways to the sauna's location in your home. Please measure any doorway or hallway needed prior to purchase.



### CARTONS

**Floor/Roof/Hardware/Bench:**  
 356mm W x 1,296mm D x 1,702mm H  
**Front/Back Wall:**  
 204mm W x 1,550mm D x 1,905mm H  
**Left/Right Wall:**  
 204mm W x 1,245mm D x 1,905mm H





# See our sunlighten® saunas in your own space.

Scan the corresponding QR code to experience our Sauna Visualizer on your mobile phone.

## STEP 1

Open camera on your mobile device.\*

\*Technical requirements:  
iOS Version 11 and later  
or Android 8 and later.

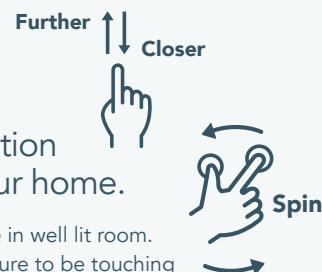
## STEP 2

Scan any QR code below to visualize our saunas in your environment.

## STEP 3

Follow the prompt to engage, then position the sauna around your home.

For best results, make sure to be in well lit room.  
When positioning sauna, make sure to be touching sauna model.



## Signature® III Far Infrared Sauna

### EUCALYPTUS



### BASSWOOD

