










## Steckkupplungen

<b>Typ NS</b>  Stecker, Muffe NS Schnellkupplung	<b>Typ NV</b>  Stecker, Muffe NV Schnellkupplung	<b>Typ ANV</b>  Stecker, Muffe ANV	<b>Typ HNV</b>  Stecker, Muffe HNV	<b>Typ CPV-CNV</b>  Stecker Muffe CNV CPV	<b>Typ SKP</b>  Stecker, Muffe SKP	<b>Typ ZPF</b>  Muffe ZPF	<b>Typ 4NV</b>  Stecker, Muffe 4NV12GAS	<b>Typ CFPV</b>  Muffe CFPV
---	--	--	--	--	--	---	---	---

## Steckkupplungen

<b>Typ 3CFPV</b>  Muffe 3CFPV	<b>Typ 4SRPV</b>  Muffe 4SRPV	<b>Typ UX</b>  Muffe UX	<b>Typ UDKF</b>  Muffe UDKV	<b>Typ FFH</b>  Stecker, Muffe FFH Faster	<b>Typ 3FFH</b>  Stecker, Muffe 3FFH	<b>Typ 3FFV</b>  Stecker, Muffe 3FFV	<b>Typ DF</b>  Stecker, Muffe DF04	<b>Typ VF</b>  Stecker, Muffe VF Schnellkupplung
--	---	---	---	--	--	--	--	--

## Flat-Face Kupplungen

## Flat-Face Kupplungen

<b>Typ SKV</b>  Stecker, Muffe SKVM	<b>Typ CVV</b>  Stecker, Muffe CVV	<b>Typ CVC</b>  Stecker, Muffe CVC	<b>Typ VSS</b>  Stecker CVV	<b>Typ VV</b>  Stecker VVGASM	<b>Typ PVVM</b>  Stecker, Muffe PVVM	<b>Typ CVE</b>  Stecker, Muffe CVE	<b>Typ VCR</b>  Stecker, Muffe VCR	<b>Typ SKSDC</b>  Stecker, Muffe SKSDC
---	---	---	--	---	---	---	---	---

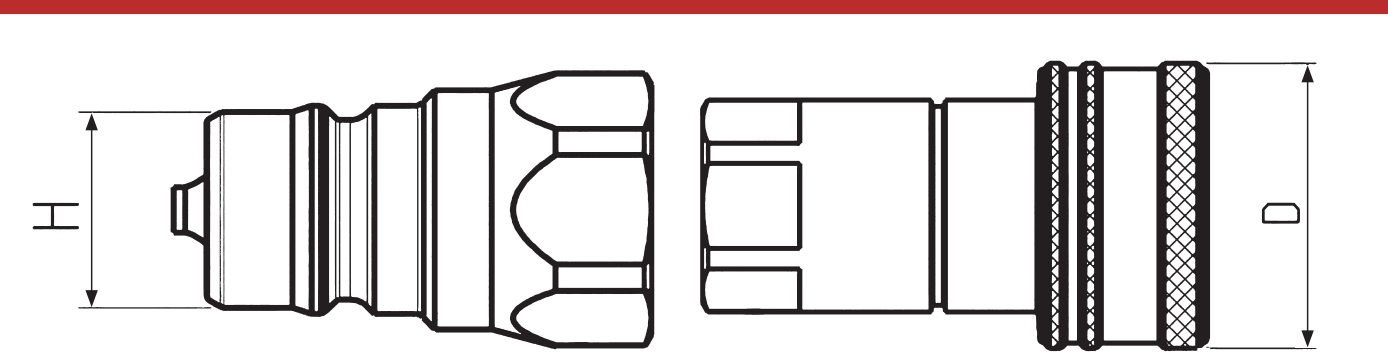
## Schraubkupplungen

## Schraubkupplungen

<b>Typ AGR</b>  Stecker Muffe AGRM AGRF	<b>Typ S1012</b>  Stecker Muffe SM1012 SKSFDC	<b>Typ R0500</b>  Stecker, Muffe R0500	<b>Typ SKS</b>  Stecker, Muffe SKS	<b>Typ HA</b>  Stecker, Muffe HAF	<b>Typ RS</b>  Stecker Muffe RSM RSF	<b>Typ FT</b>  Stecker, Muffe FT-IG
--	---	--	--	--	--	---


## Anschlüsse

### Steckkupplungen



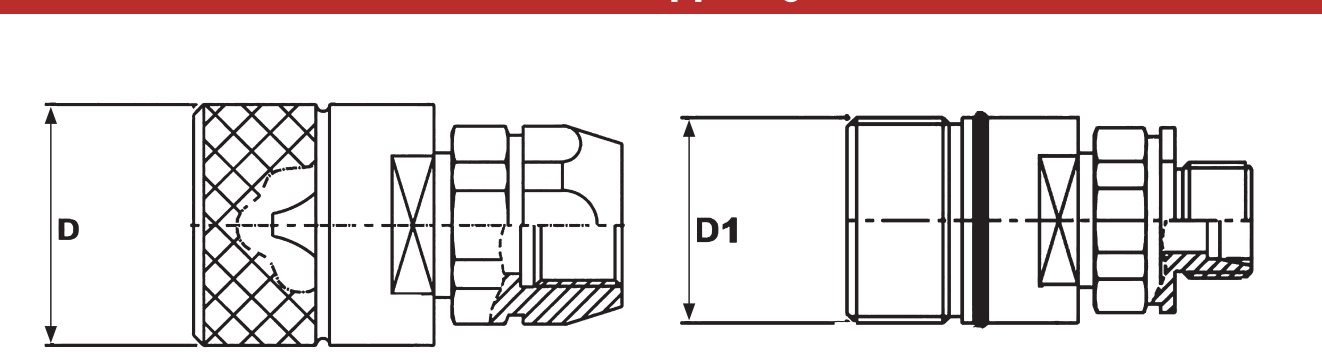
Ø H (mm)	Ø D (mm)	Baugröße	Baugröße	Suchbegriff Stecker	Suchbegriff Muffe
10,8	23	-	1/8"	HNV18	HNV18
12	26	BG 1	1/4"	SKPM06	SKPF06
11,8	25	BG 1	1/4"	ANV14	ANV14
14	27	-	1/4"	NV14	NV14
14	27	-	1/4"	NS14	NS14
14,1	28	-	1/4"	HNV14	HNV14
16	32	BG 2	3/8"	SKPM10A	SKPF10A
17,3	32	BG 2	3/8"	SKPM10	SKPF10
17,1	32	BG 2	3/8"	ANV38	ANV38
19	33	-	3/8"	NV38	NV38
19	33	-	3/8"	NS38	NS38
19	35	-	3/8"	HNV38	HNV38
20,6	38	BG 3	1/2"	SKPM12	SKPF12
21	38	BG 3	1/2"	NV12, 2NV12	NV12
21	38	BG 3	1/2"	NS12, 2NS12	NS12
20,5	38	BG 3	1/2"	4NV12	4NV12
-	38	BG 3	1/2"	-	4PV12
20,5	38	BG 3	1/2"	CNV08	CPV08
-	38	BG 3	1/2"	-	ZP10F
23,5	44	-	1/2"	HNV12	HNV12
28	48	-	3/4"	NV34	NV34
29	46	BG 4	3/4"	SKPM16	SKPF16
29	48	BG 4	3/4"	ANV34	ANV34
29	-	BG 4	3/4"	CNV125	-
31,4	52	-	3/4"	HNV34	HNV34
31	56	-	1"	NV1	NV1
34,3	54	BG 6	1"	SKPM25	SKPF25
34,3	56	BG 6	1"	ANV1	ANV1
37,8	62	-	1"	HNV1	HNV1
44	70	-	1 1/4"	NV14	NV14
44,9	70	-	1 1/4"	ANV14	ANV14
44,4	75	-	1 1/2"	HNV12	HNV12
53	84	-	1 1/2"	NV12	NV12
55	84	-	1 1/2"	ANV12	ANV12
82	119	-	2"	NV2	NV2
<b>Sonderkupplungen</b>					
12	25	-	1/4"	252014	251014
25	40	-	1/2"	502112	501112

### Flat-Face Kupplungen



Ø H (mm)	Ø D (mm)	Baugröße	Baugröße	Suchbegriff Muffe	Suchbegriff Stecker
11,6	20	-	1/8"	FFH02	FFH02
12,6	-	-	1/4"	DF04	DF04
16,1	28	BG 1	1/4"	SKVF06	SKVM06
16,1	27	BG 1	1/4"	FFH04	FFH04
19,7	32	BG 2	3/8"	SKVF10	SKVM10
19,7	30	BG 2	3/8"	FFH06	FFH06
24,5	38	BG 3	1/2"	SKVF12	SKVM12
24,5	38	BG 3	1/2"	FFH08	FFH08
24,5	-	BG 3	1/2"	-	3FFH08
-	38	BG 3	1/2"	FSH08	-
27,0	42	BG 4	5/8"	SKVF16	SKVM16
27,0	42	BG 4	5/8"	FFH10	FFH10
30,0	48	BG 6	3/4"	SKVF19	SKVM19
30,0	48	BG 6	3/4"	FFH12	FFH12
30,0	-	BG 6	3/4"	-	3FFH12
36,0	55	BG 8	1"	SKVF25	SKVM25
36,0	55	BG 8	1"	FFH16	FFH16
<b>Sonderkupplungen</b>					
-	40	-	3/8"	3FFV38GASF	3FFV38GASM
-	45	-	1/2"	3FFV120ASF	3FFV120GASM
-	54	-	3/4"	3FFV34GASF	3FFV34GASM
-	70	-	1"	3FFV1GASF	3FFV1GASM
-	70	-	1 1/4"	3FFV14GASF	3FFV14GASM
<b>Kupplung für hydraulische Bremse</b>					
29	44	-	3/8"	VF0	VF5, VF7, VF8

### Schraubkupplungen



Ø D1 (mm)	Ø D (mm)	Baugröße	Baugröße	Suchbegriff Muffe	Suchbegriff Stecker
M 24 x 2	35	BG 1	1/4"	SKSF06	SKSM06
M 28 x 2	34	BG 2	3/8"	SKSF10	SKSM10
M 32 x 3	39	BG 2	5/16"	RSF08	RSM08
M 35 x 2	41	BG 3	1/2"	HAF10	HAM10
M 36 x 2	42	BG 3	1/2"	SKSF12	SKSM12
M 36 x 2	42	BG 3	1/2"	CVF08	CV08
M 36 x 2	42	BG 3	1/2"	R0500538	R0500638
M 36 x 3	54	BG 3	1/2"	RSF12	RSM12
M 36 x 3	54	BG 3	1/2"	R0500512	R0500612
41,8	50	-	3/4"	SF1012	SM1012
M 42 x 2	48	BG 4	3/4"	SKSF16	SKSM16
M 42 x 2	48	BG 4	3/4"	CVV12	CVV12
M 42 x 2	48	BG 4	3/4"	R0500534	R0500634
M 48 x 3	55	BG 6	1"	SKSF25	SKSM25
M 48 x 3	56	BG 6	1"	CVF16	CVF16
M 48 x 3	59	BG 6	5/8"	RSF16	RSM16
M 54 x 3	64	BG 6	3/4"	HAF16	HAM16
M 54 x 4	64	BG 6	3/4"	RSF20	RSM20
M 54 x 4	64	BG 6	3/4"	R0500512	R0500612
M 70 x 3	85	BG 8	1 1/4"	SKSF32	SKSM32
M 70 x 3	85	BG 8	1 1/4"	R05005114	R05006114
M 79 x 4	90	BG 8	1"	R05005112	R05006112
M 79 x 4	90	BG 8	1"	RSF25	RSM25
M 79 x 4	90	BG 8	1"	R050052	R050062
<b>Schraub-Steckkupplung</b>					
M 33 x 2	42	BG 2	3/8"	FT101	FT102
M 40 x 3	51,2	BG 3	1/2"	FT121	FT122
M 50 x 3	58,8	BG 6	3/4"	FT191	FT192
M 58 x 3	69,8	BG 8	1"	FT251	FT252
14,1	30	-	1/4"	VV514	VV514
15,8	30	-	1/4"	PVVM 1 14	PVVM14
18,9	40	-	3/8"	VV538	VV538
19	36	-	3/8"	PVVM 1 38	PVVM38
20,5	SW 42	-	1/2"	VV12	VV12
20,5	45	-	1/2"	VV512	VV512
27,9	SW 55	-	3/4"	VV34	VV34
27,9	55	-	3/4"	VV534	VV534
31,3	60	-	1"	VV51	VV51
43,9	80	-	1 1/4"	VV514	VV514
53,4	98	-	1 1/2"	VV5112	VV5112
81,9	129	-	2"	VV52	VV52
<b>Kupplungen für hydraulische Bremse</b>					
36	41	-	1/2"	AGRF12	AGRM12
36	41	-	1/2"	SKSFDC	SKSDC
<b>Tankwagenkupplung</b>					
44	100	-	3/4"	VE34GASF	VE34GASM
44	115	-	3/4"	VCR34F	VCR34M
53,5	127	-	1"	VE1GASF	VE1GASM
53,5	115	-	1"	VCR1F	VCR1M