

Edwards EVOQUE
Tricuspid Valve
Replacement System



REVOLUTIONARY

is the first transfemoral tricuspid
valve replacement (TTVR) system*

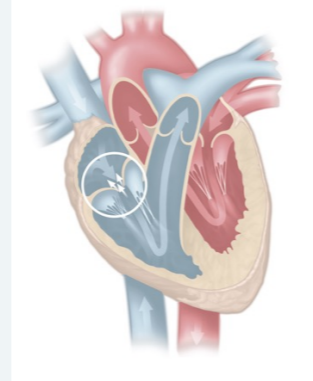
*First-of-its-kind device commercially available (in the EU).



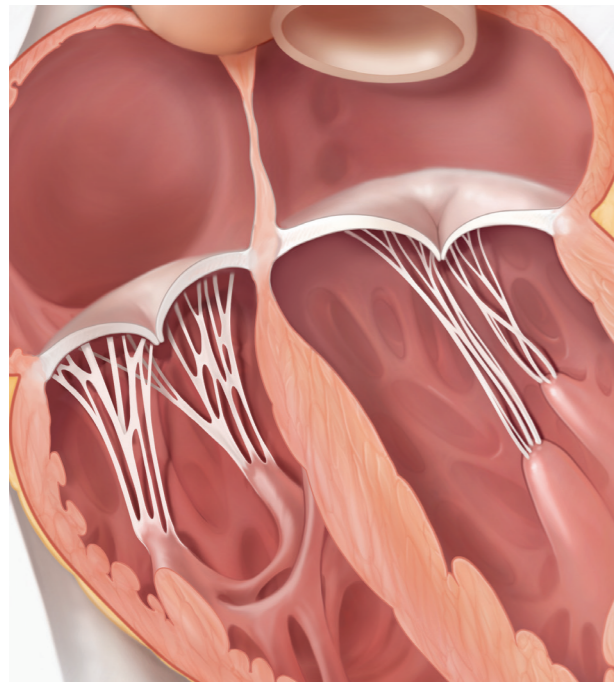
Edwards

Severe tricuspid regurgitation (TR) is often an undertreated life-threatening condition^{1,2*}

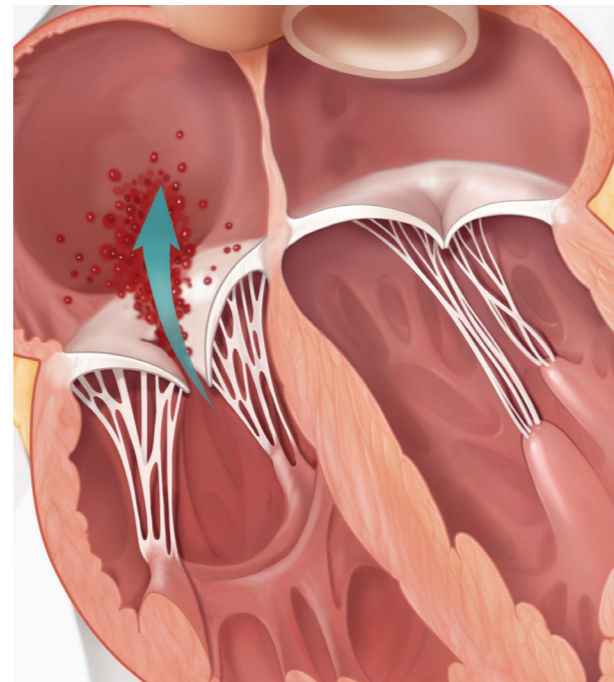
- TR occurs predominantly as a result of left-sided heart disease and increased left atrial pressure³
- Left-sided heart disease can lead to pulmonary hypertension, a subsequent rise in right ventricular (RV) pressure, and progressive RV dysfunction and dilatation³
- TR can be caused by atrial enlargement secondary to atrial fibrillation³



Healthy Tricuspid Valve



Heart with Tricuspid Regurgitation



DID YOU KNOW?

Medications, such as diuretics, may treat symptoms but not the TR itself, which can continue to progress^{1,4}



*Based on US data.

TR and right heart failure may result in debilitating symptoms and poor outcomes when not adequately treated^{1,5}

Progressive right ventricular (RV) dysfunction or right atrial dilatation can lead to the development of right heart failure, which can result in morbidities including:^{1,6,7}



Oedema



Ascites



Dyspnoea



Fatigue

TR can progress in severity^{1,8}

Prevalence

2.6% of adults aged 65 or older were found to have moderate or greater TR^{9*}
Over 3 million people in Europe have clinically relevant TR¹⁰

Severity

19% of patients with mild or trivial TR progressed to moderate or severe TR in about 3 years^{11†}

Mortality

>20% of patients with severe TR are estimated to die within 1 year of diagnosis^{12,13}

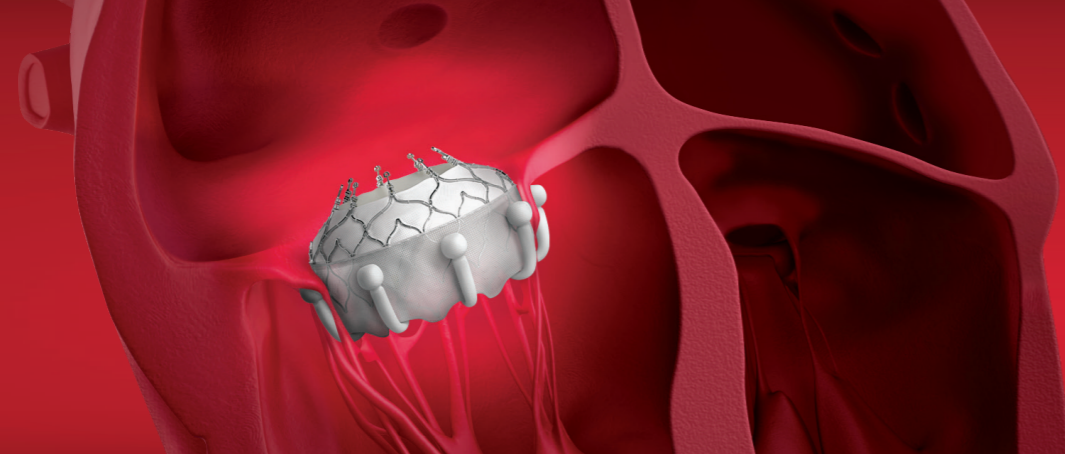
DID YOU KNOW?

Reducing TR severity may improve patient quality of life^{1,8}



*Based on a large, prospective, observational study in the UK.

†Based on a retrospective echocardiographic analysis of Israeli patients.



With the EVOQUE valve,

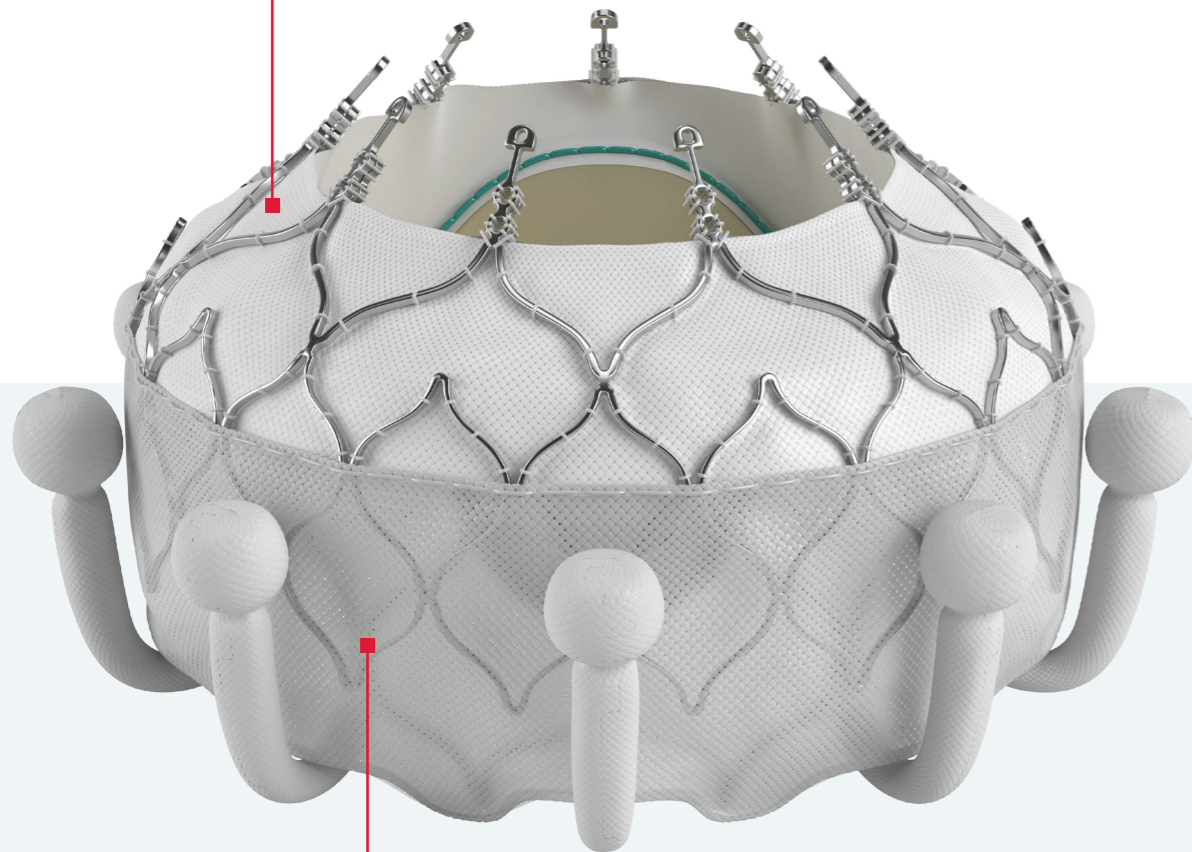
REVOLUTIONARY

is a first-of-its-kind transcatheter tricuspid valve option for eligible patients*

Introducing the EVOQUE valve

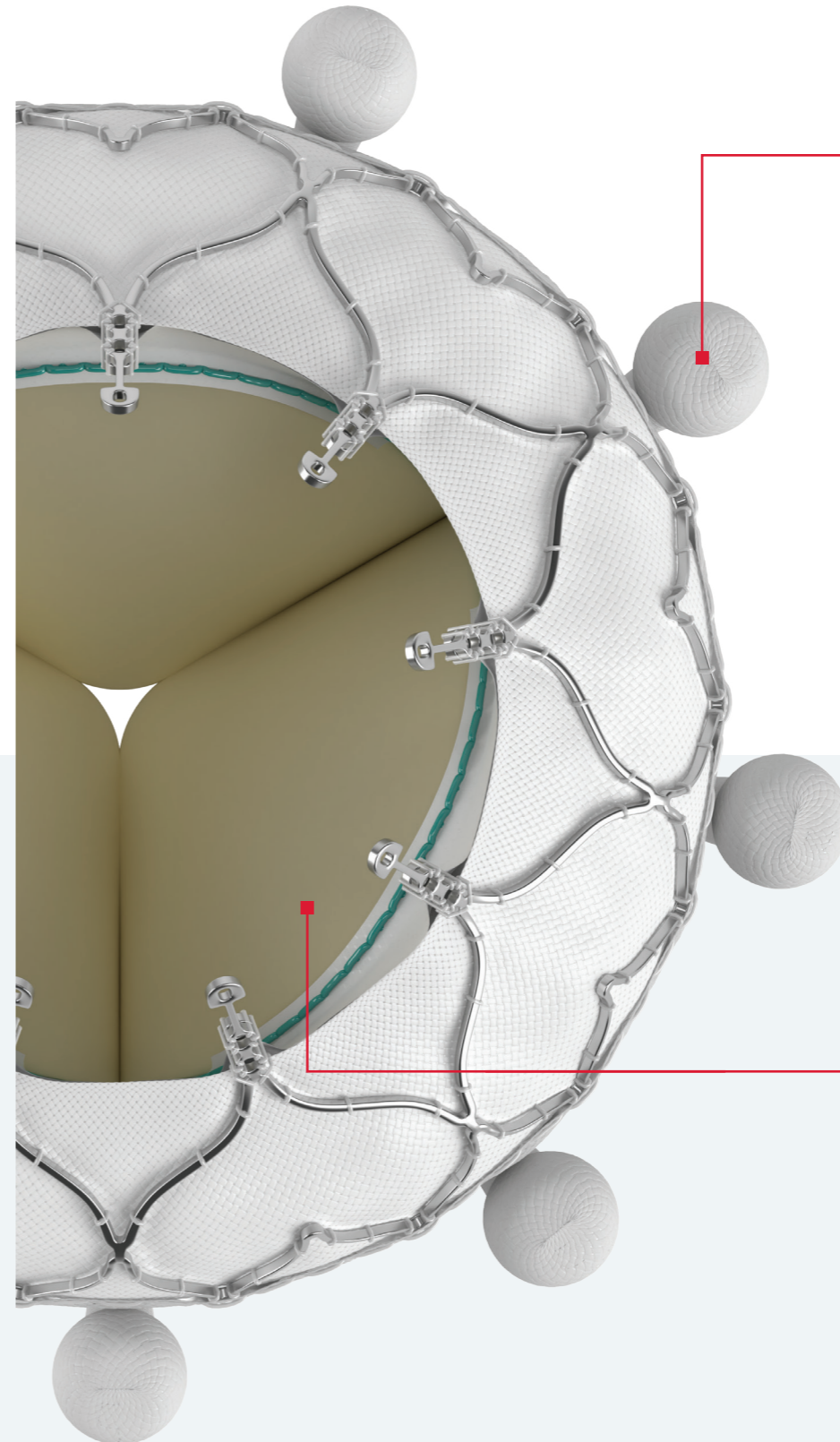
Designed for anatomical compatibility

Self-expanding, shape-memory nitinol frame designed to conform to native valve anatomy



Designed to seal within the native tricuspid annulus

Intra-annular sealing skirt and frame



Designed for a secure transcatheter implantation

Nine ventricular anchors engage leaflets, subvalvular anatomy and the annulus.

ThermoFix tissue technology†

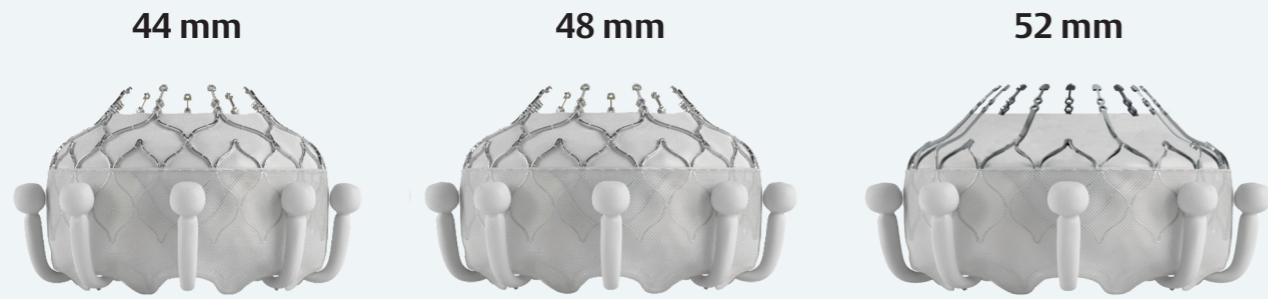
Same bovine pericardial tissue as Edwards SAPIEN and PERIMOUNT valves

*First-of-its-kind device commercially available (in the EU).

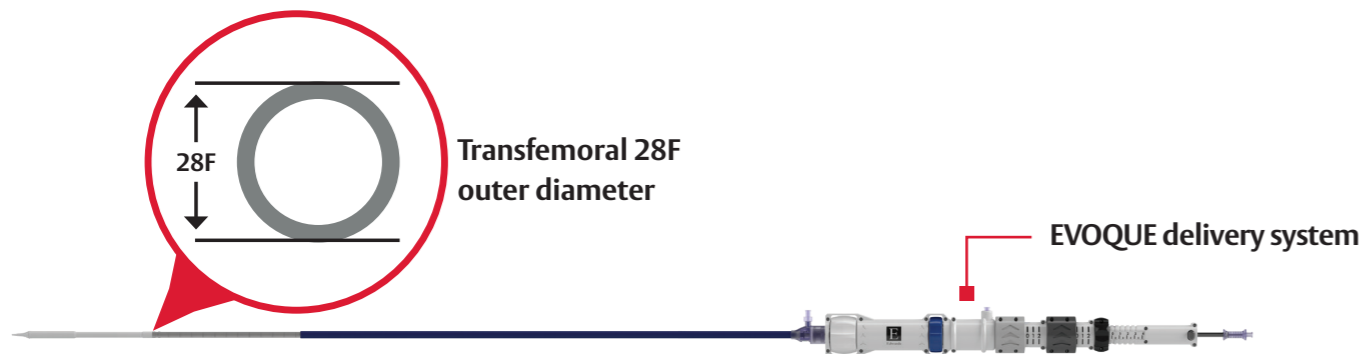
†No clinical data are available that evaluate the long-term impact of the Carpentier-Edwards ThermoFix tissue process in patients.

A system designed with your patients in mind

Multiple valve sizes designed to treat a wide range of tricuspid anatomies



Transfemoral 28F outer diameter delivery system designed for manoeuvrability



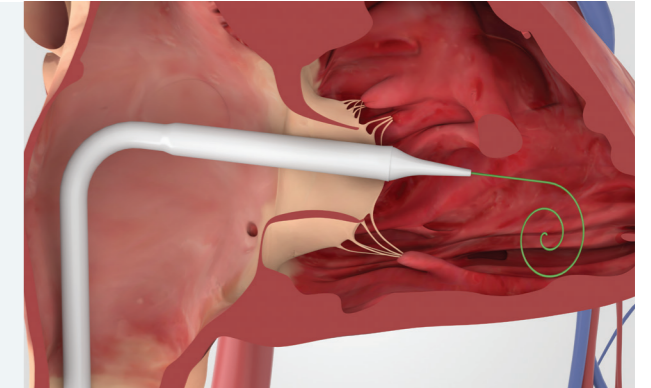
EVOQUE stabilizer, base, and plate



A transcatheter procedure designed for ease of use¹⁴

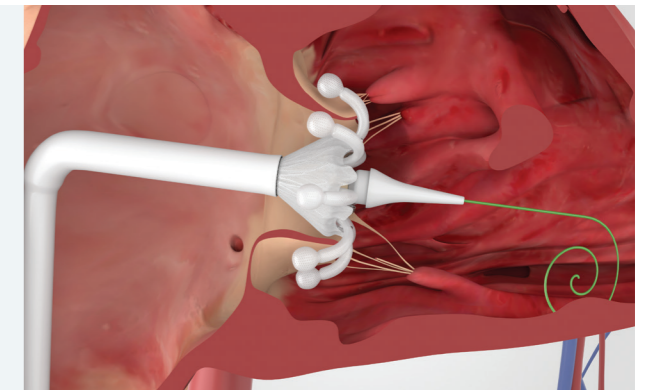
Access

Transfemoral 28F outer diameter delivery system with 3 planes of movement



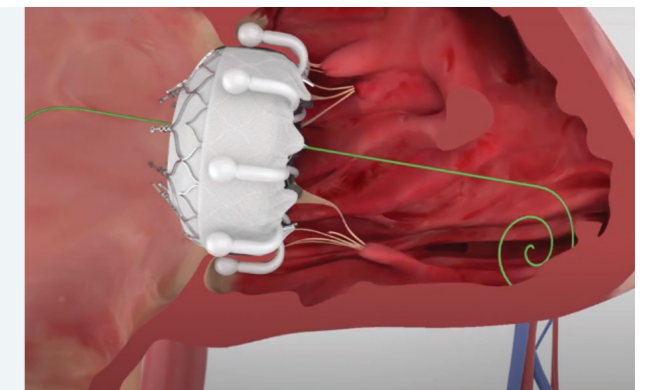
Position

Expose anchors to engage leaflets and the annulus



Deploy

Expand valve and gradually release system



DID YOU KNOW?

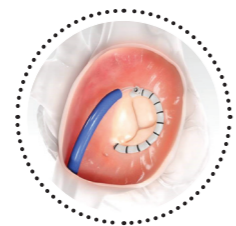
Low profile delivery system has 3 planes of movement designed for controlled positioning



Beyond the EVOQUE valve – Our portfolio of solutions for your patients

Making a Mark in transcatheter mitral and tricuspid therapies

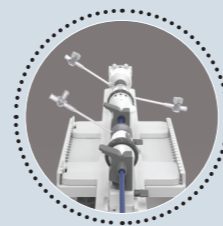
With solutions for valve replacement, leaflet repair, and annuloplasty, Edwards has the world's broadest portfolio of transcatheter solutions that will help you Make a Mark in your patients' lives.



Cardioband Tricuspid System for Annuloplasty



PASCAL System for Mitral and Tricuspid Leaflet Repair



PASCAL Stabilizer Rail System



EVOQUE Tricuspid Valve Replacement System



2015

2018

2019

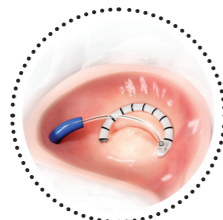
2020

2021

2022

2023

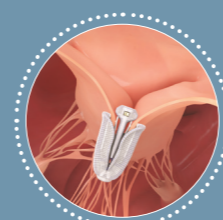
Date of CE Mark approval




Cardioband Mitral System for Annuloplasty



PASCAL System for Mitral Leaflet Repair



PASCAL Ace Implant System for Leaflet Repair



PASCAL Precision Delivery System for Leaflet Repair

Future Innovations

Looking to the future, Edwards is developing a portfolio of differentiated innovations, from transcatheter repair to valve replacement, that will continue to transform care for this underserved patient population.

With the EVOQUE valve, you can experience

REVOLUTIONARY



Learn more at

[Edwards.com/gb/EVOQUE](https://www.edwards.com/gb/EVOQUE)

References:

1. Fender EA, Zack CJ, Nishimura RA. Isolated tricuspid regurgitation: Outcomes and therapeutic interventions. *Heart*. 2018;104(10):798-806.
2. Topilsky Y, Nkomo VT, Vatury O, et al. Clinical outcome of isolated tricuspid regurgitation. *JACC Cardiovasc Imaging*. 2014;7(12):1185-1194.
3. Mangieri A, Montalto C, Pagnesi M, et al. Mechanism and implications of the tricuspid regurgitation: From the pathophysiology to the current and future therapeutic options. *Circ Cardiovasc Interv*. 2017;10(7):1-12.
4. McDonagh TA, Metra M, Adamo M, et al. 2021 ESC guidelines for the diagnosis and treatment of acute and chronic heart failure. *Eur Heart J*. 2021;42(36):3599-3726.
5. Vahanian A, Beyersdorf F, Praz F, et al. 2021 ESC/EACTS guidelines for the management of valvular heart disease. *Eur Heart J*. 2022;43(7):561-632
6. Benfari G, Antoine C, Miller WL, et al. Excess mortality associated with functional tricuspid regurgitation complicating heart failure with reduced ejection fraction. *Circ*. 2019;140(7):196-206.
7. Sisinni A, Taramasso M, Praz F, et al. Concomitant Transcatheter Edge-to-Edge Treatment of Secondary Tricuspid and Mitral Regurgitation. *Am Coll Cardiol Intv*. 2023;16:127-139.
8. Kelly BJ, Ho Luxford JM, Butler CG, et al. Severity of tricuspid regurgitation is associated with long-term mortality. *J Thorac Cardiovasc Surg*. 2018;155(3):1032-1038.
9. Cahill TJ, Prothero A, Wilson J, et al. Community prevalence, mechanisms and outcome of mitral or tricuspid regurgitation. *Heart*. 2021;107(12):1003-1009.
10. Nickenig G, Weber M, Schueler R, et al. 6-month outcomes of tricuspid valve reconstruction for patients with severe tricuspid regurgitation. *J Am Coll Cardiol*. 2019;73(15):1905-1915.
11. Mutlak D, Khalil J, Lessick J, Kehat I, Agmon Y, Aronson D. Risk factors for the development of functional tricuspid regurgitation and their population-attributable fractions. *JACC Cardiovasc Imaging*. 2020;13(8):1643-1651.
12. Chorin E, Rozenbaum Z, Topilsky Y, et al. Tricuspid regurgitation and long-term clinical outcomes. *Eur Heart J Cardiovasc Imaging*. 2020;21(2):157-165.
13. Messika-Zeitoun D, Verta P, Gregson J, et al. Impact of tricuspid regurgitation on survival in patients with heart failure: A large electronic health record patient-level database analysis. *Eur J Heart Fail*. 2020;22(10):1803-1813.
14. Kodali S, Hahn RT, George I, et al. Transfemoral tricuspid valve replacement in patients with tricuspid regurgitation: TRISCEND study 30-day results. *JACC Cardiovasc Interv*. 2022;15(5):471-480.

Medical device for professional use. For a listing of indications, contraindications, precautions, warnings, and potential adverse events, please refer to the Instructions for Use (consult [eifu.edwards.com](https://www.edwards.com) where applicable).

Edwards, Edwards Lifesciences, the stylized E logo, Cardioband, Edwards EVOQUE, Edwards SAPIEN, EVOQUE, PASCAL, PASCAL Ace, PASCAL Precision, PERI, PERIMOUNT, SAPIEN, and ThermoFix are trademarks or service marks of Edwards Lifesciences Corporation or its affiliates. All other trademarks are the property of their respective owners.

© 2023 Edwards Lifesciences Corporation. All rights reserved. PP-EU-3732 v2.0

Edwards Lifesciences • Route de l'Etraz 70, 1260 Nyon, Switzerland • [edwards.com](https://www.edwards.com)



Edwards