

# City of Kalgoorlie/Boulder

## Overnight Visitor Factsheet 2024

Prepared by Tourism WA Insights and Planning  
April 2025



WESTERN  
AUSTRALIA

# Overnight Visitor Summary - City of Kalgoorlie/Boulder

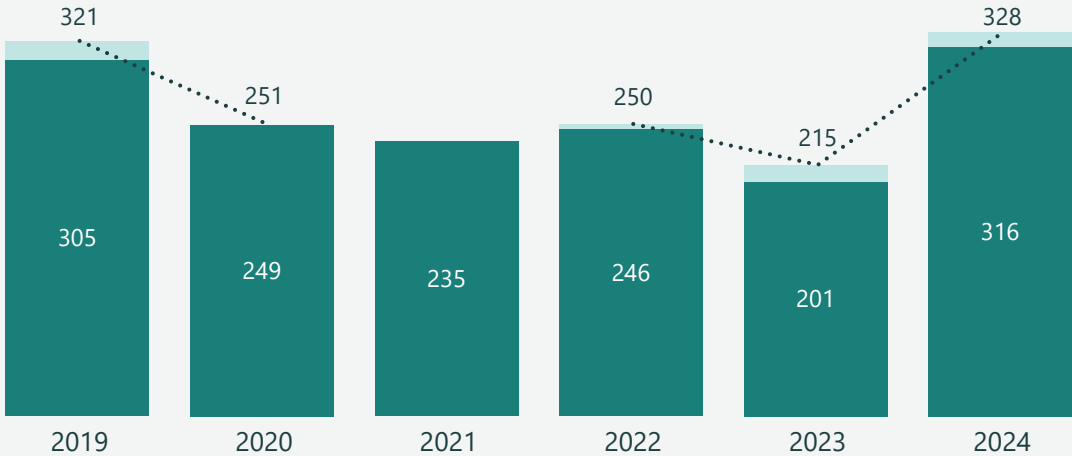
2024

The data in this factsheet refers to visitors who have spent at least one night in the City of Kalgoorlie/Boulder Local Government Area (LGA).



Total Visitors (000)	Total Visitor Nights (000)	Total Spend (\$ Million)
328	2,278	\$423
2024	2024	2024

## Overnight Visitor Trends (000)

International Domestic Total Overnight Visitors



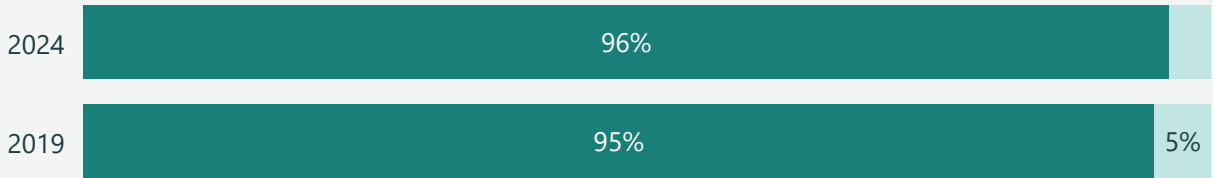
**NOTE:** WA international borders largely closed from March 2020 to March 2022 due to COVID-19, therefore international data in relation to 2020, 2021 and 2022, if shown, should be used with caution.

	Market	2019	2020	2021	2022	2023	2024
	Domestic	305	249	235	246	201	316
	International	16	np	np	4	14	12
	Total	321	251	np	250	215	328
	Market	2019	2020	2021	2022	2023	2024
	Domestic	1,249	1,052	1,027	1,329	1,091	1,795
	International	394	np	np	np	477	483
	Total	1,643	np	np	np	1,568	2,278





np = not publishable due to small sample size

## Share of Overnight Visitors - change vs. pre-COVID

International Domestic



## Overnight Visitor Metrics - 2024

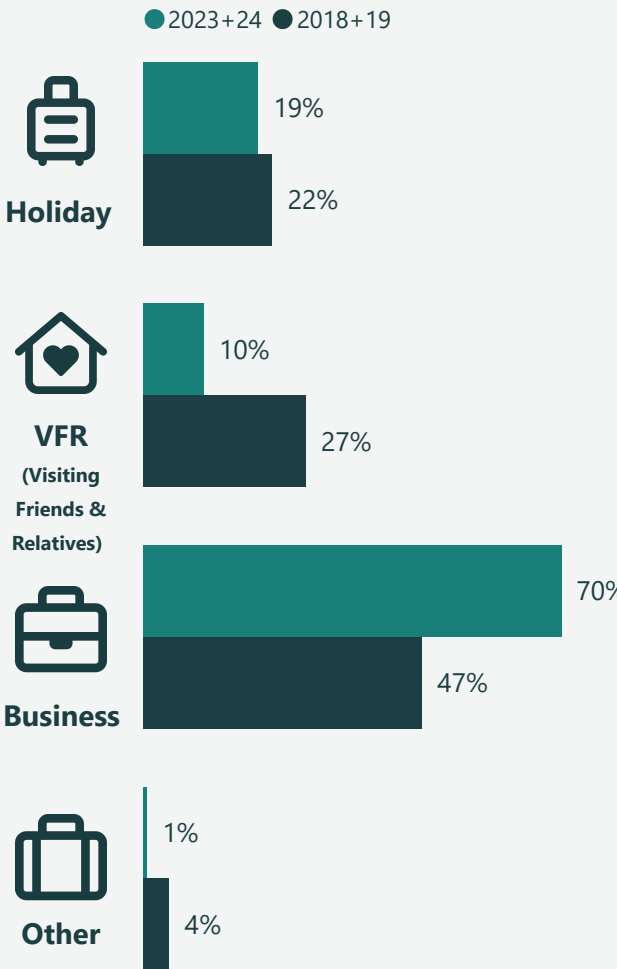
	 Average Trip Length	 Average Trip Spend	 Average Daily Spend
Domestic	5.7 Days	\$1,272	\$224
International	40.3 Days	\$1,750	\$43
 Total Domestic + International	6.9 Days	\$1,290	\$186

# Domestic Overnight Visitor Details - City of Kalgoorlie/Boulder

2023+24 vs. 2018+19

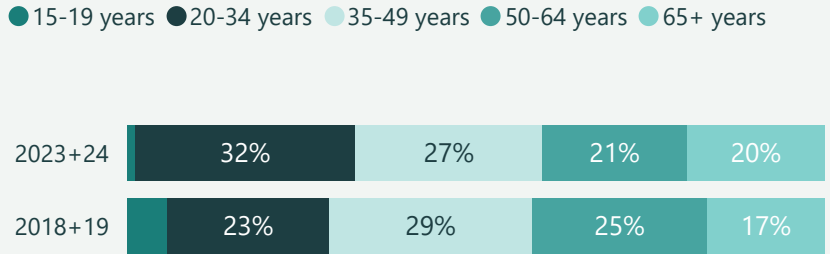
The data in this factsheet refers to visitors who have spent at least one night in the City of Kalgoorlie/Boulder Local Government Area (LGA).

## Purpose of Travel

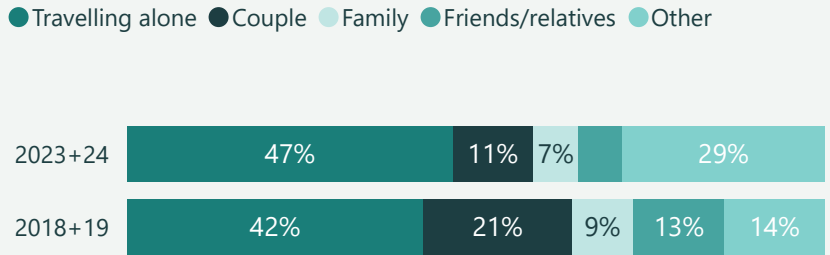


Sum of purpose may add to more than 100% as overnight visitors can visit the LGA for more than one reason.

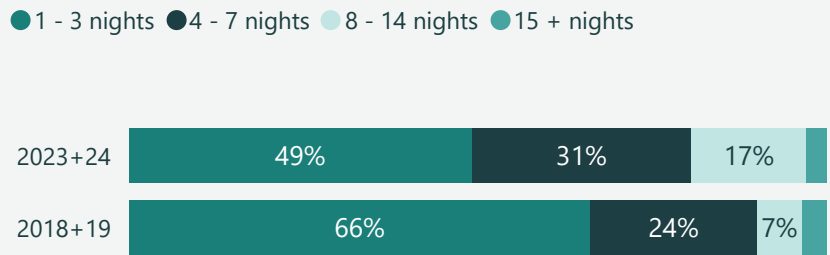
## Age



## Travel Party



## Length of Stay



Domestic Visitors (000)

316

2024

Domestic Nights (000)

1,795

2024

## Top 3 accommodation (% of nights)



Hotel/resort/motel or motor Inn  
Other Accommodation  
Friends or relatives property

2018+19 2023+24

33% 27%  
18% 41%  
24% 9%

## Gender



## Definitions

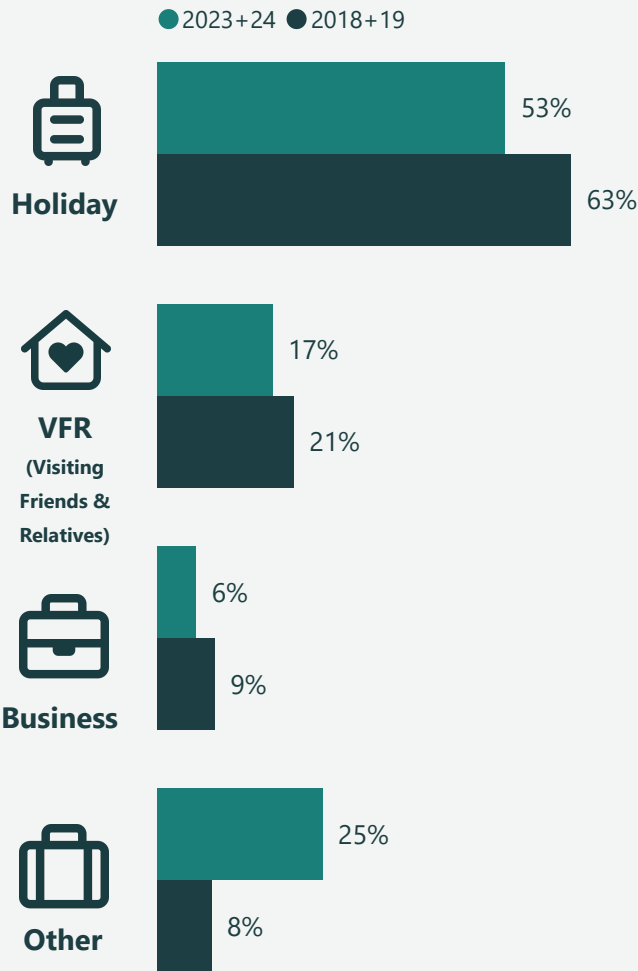
**Domestic Visitors (Intrastate and Interstate):** Australian residents aged 15 years and over who spent at least one night in the LGA.

# International Overnight Visitor Details - City of Kalgoorlie/Boulder

2023+24 vs. 2018+19

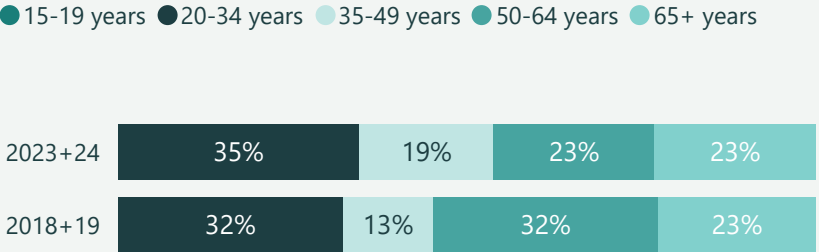
The data in this factsheet refers to visitors who have spent at least one night in the City of Kalgoorlie/Boulder Local Government Area (LGA).

## Purpose of Travel

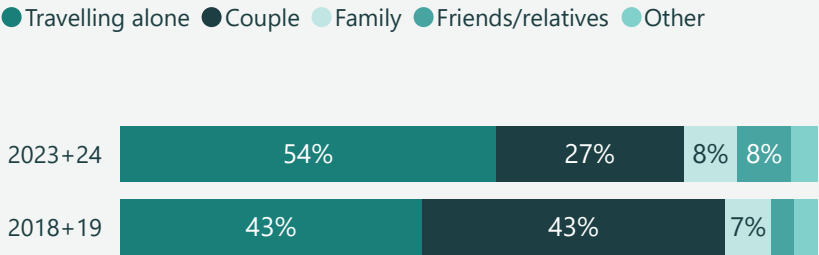


Sum of purpose may add to more than 100% as overnight visitors can visit the LGA for more than one reason.

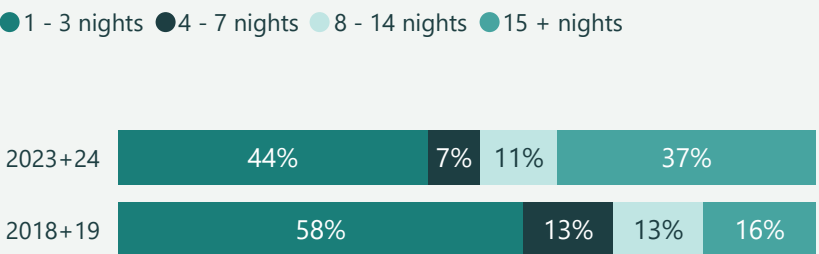
## Age



## Travel Party



## Length of Stay



International Visitors (000)

12

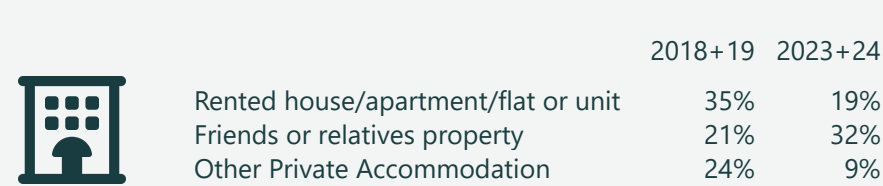
2024

International Nights (000)

483

2024

## Top 3 accommodation (% of nights)



## Gender



## Definitions

**International Visitors:** aged 15 years and over who spent at least one night in the LGA and are staying in Australia for 12 months or less.

# Visitor Factsheet - Further Information

The data in this factsheet refers to visitors who have spent at least one night in the City of Kalgoorlie/Boulder Local Government Area (LGA).

## Important Note

All data is sourced from Tourism Research Australia’s National and International Visitor Surveys (NVS and IVS).

Data has been provided for Interstate and Intrastate (sample size permitting) or Domestic, as well as International (see below) by year.

Number of international visitors cannot be provided for 2021 as this was not available at LGA level and has been provided for other years where sample size permits.

The demographics and trip details show comparisons between 2023+24 (current) and 2018+19 (pre-COVID). Due to the reduced number of international visitors between 2019 and 2021 and the unreliability of 2022 data, these years have been excluded for international visitors.

It is recommended by Tourism WA that the visitation statistics in this fact sheet are used in conjunction with other information sources that you have access to. This might include population statistics from the Australian Bureau of Statistics, feedback from local operators, information from local Visitor Centres, data from local councils etc.

Methodology and definition changes are made to both the IVS and the NVS from time to time. As such, estimates in this factsheet are not comparable to previous factsheets. For further information, see [NVS Methodology](#) or [IVS Methodology](#) on Tourism Research Australia's website and the [Changing Visitor Spend](#) factsheet on Tourism WA's website.

## Sample Size

Market	2019	2020	2021	2022	2023	2024
Intrastate	89	89	84	73	54	59
Interstate	30	4	9	11	7	15
Domestic	119	93	93	84	61	74
International	91	13		576	80	63

Note: Data has not been provided where the Sample Size is less than 40

## Definitions

**Domestic Visitors (Intrastate and Interstate):** Australian residents aged 15 years and over who spent at least one night in the LGA.

**International Visitors:** International visitors aged 15 years and over who spent at least one night in the LGA and are staying in Australia for 12 months or less.

## Source

Tourism Research Australia, National and International Visitor Surveys, 2024

