

The Goldfields Esperance Region

Overnight Visitor Factsheet 2023

Prepared by Tourism WA Insights and Planning
May 2024



WESTERN
AUSTRALIA

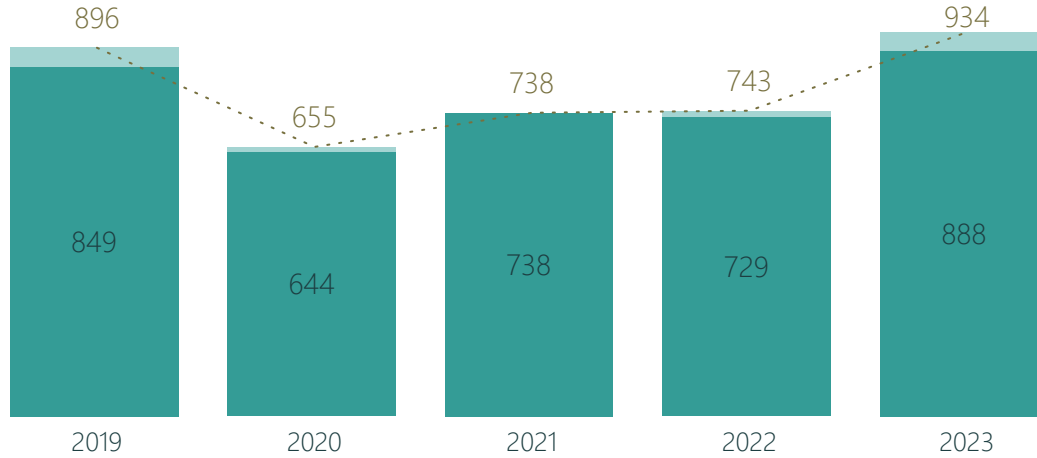
Overnight Visitor Summary - The Goldfields Esperance Region

2023

The data in this factsheet refers to visitors who have spent at least one night in The Goldfields Esperance Region

Overnight Visitor Trends (000)

● International ● Domestic Total Overnight Visitors



NOTE: WA international borders largely closed from March 2020 to March 2022 due to COVID-19, therefore international data in relation to 2020, 2021 and 2022, if shown, should be used with caution.



Visitors (000)

Market	2019	2020	2021	2022	2023
Domestic	849	644	738	729	888
International	47	11	np	14	46
Total	896	655	np	743	934



Nights (000)

Market	2019	2020	2021	2022	2023
Domestic	5,114	3,417	4,459	4,013	5,858
International	653	np	np	np	941
Total	5,767	np	np	np	6,799

"np" indicates sample size too small to publish

Total Visitors (000)

934

2023

Total Visitor Nights (000)

6,799

2023

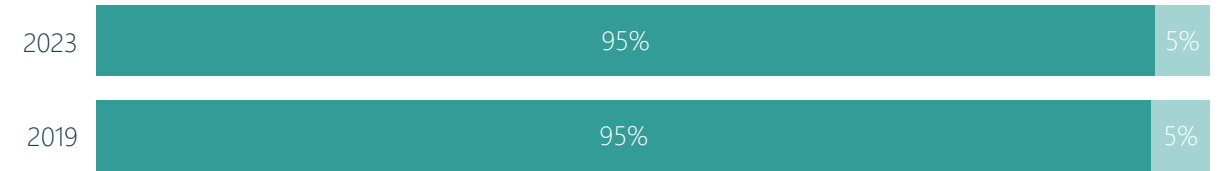
Total Spend (\$ Million)

\$909

2023

Share of Overnight Visitors - change vs. pre-COVID

● International ● Domestic



Overnight Visitor Metrics - 2023



Average Trip Length



Average Trip Spend



Average Daily Spend

Domestic

6.1

Days

\$992

\$150

International

20.5

Days

\$609

\$30



Total

Domestic + International

7.3

Days

\$973

\$134

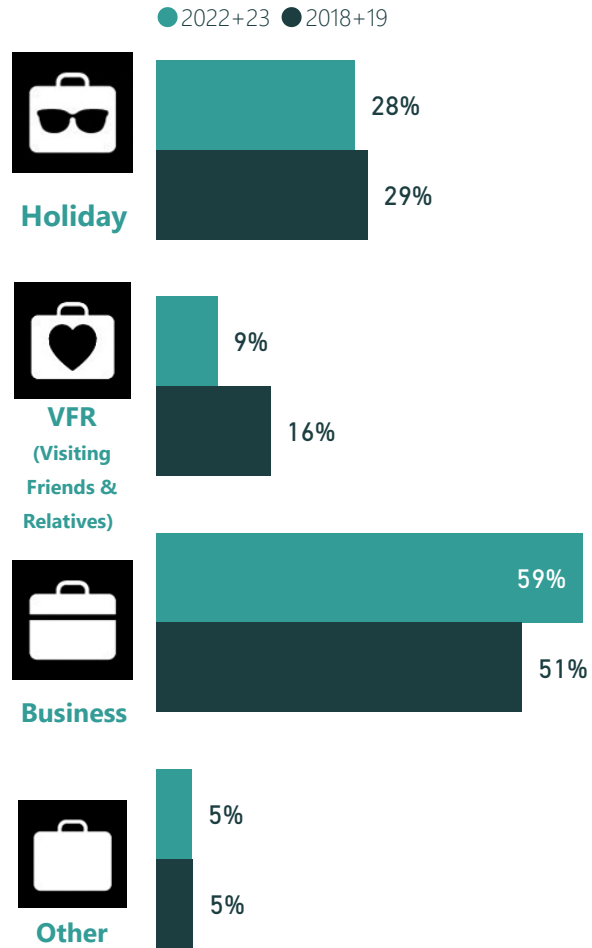
Domestic Overnight Visitor Details - The Goldfields Esperance Region

2022+23 vs 2018+19

The data in this factsheet refers to visitors who have spent at least one night in The Goldfields Esperance Region

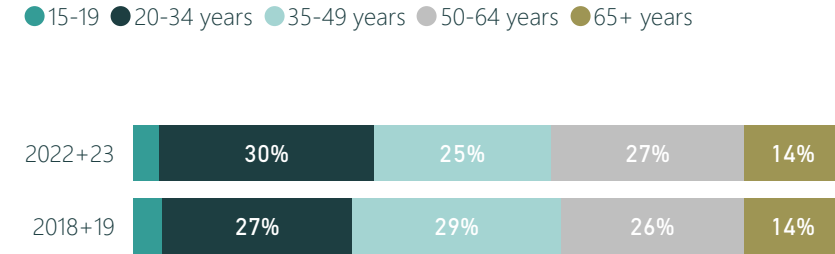
Domestic Visitors (000)	Domestic Nights (000)
888	5,858
2023	2023

Purpose of Travel

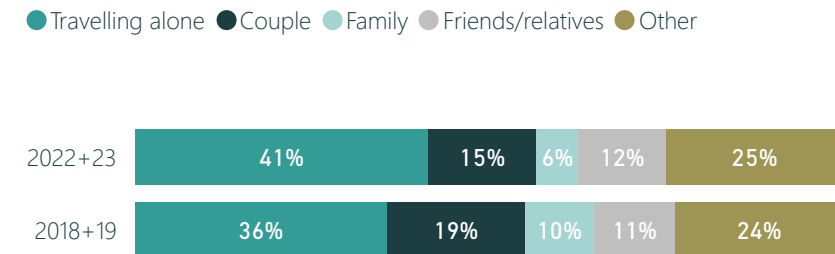


Sum of purpose may add to more than 100% as overnight visitors can visit the Region for more than one reason.

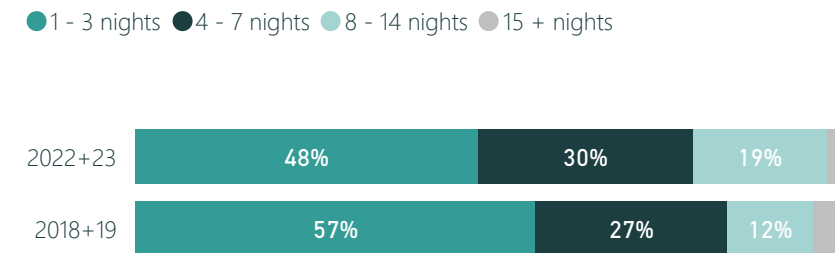
Age



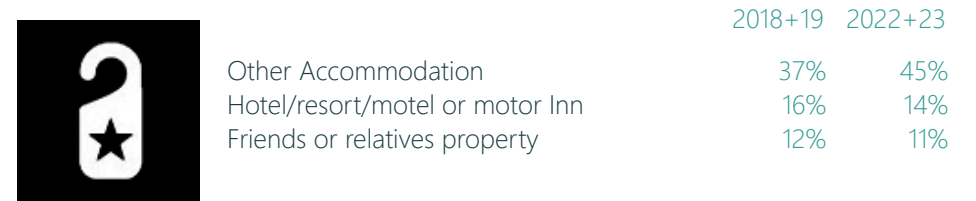
Travel Party



Length of Stay



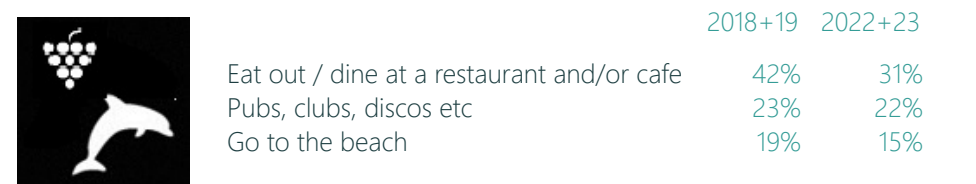
Top 3 accommodation (% of nights)



Gender



Top 3 activities



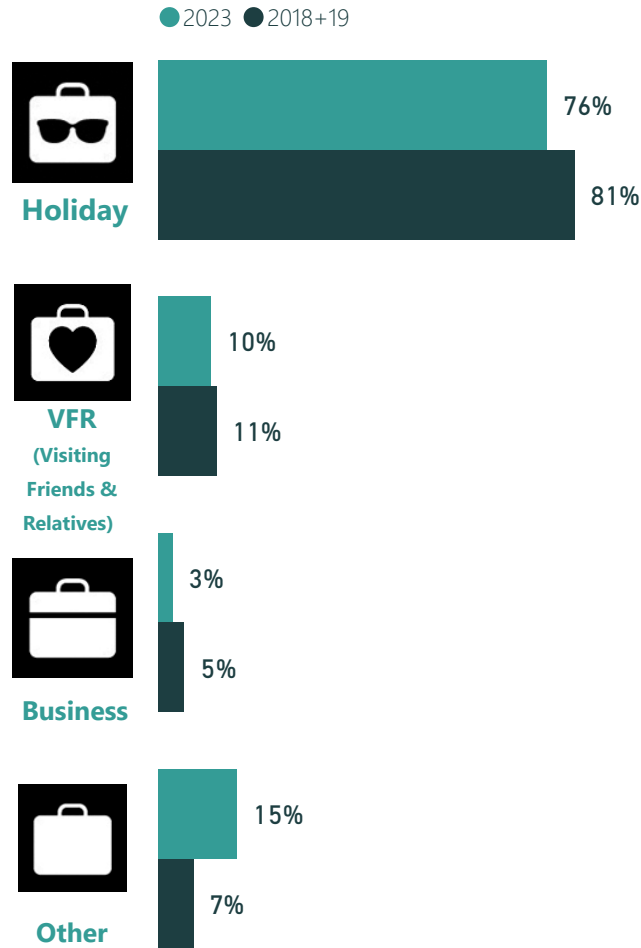
International Overnight Visitor Details - The Goldfields Esperance Region

2023 vs 2018+19

The data in this factsheet refers to visitors who have spent at least one night in The Goldfields Esperance Region

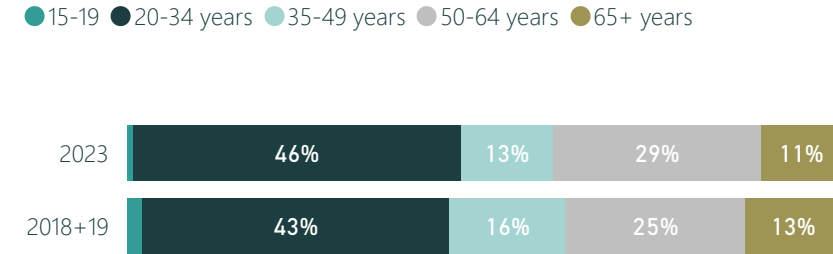
International Visitors (000)	International Nights (000)
46 2023	941 2023

Purpose of Travel

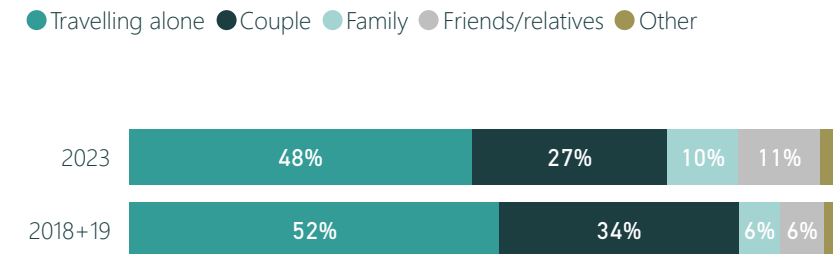


Sum of purpose may add to more than 100% as overnight visitors can visit the Region for more than one reason.

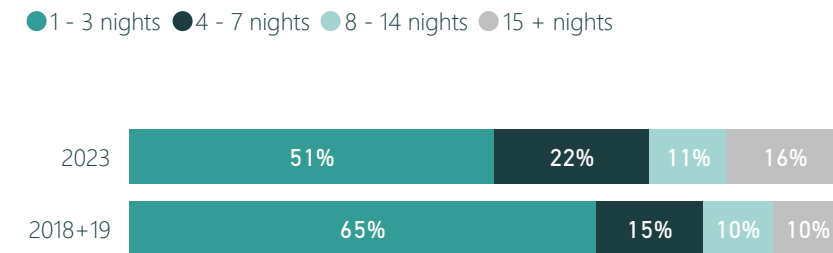
Age



Travel Party



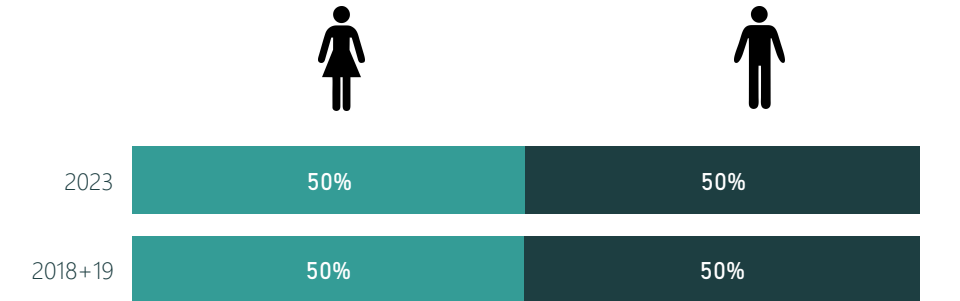
Length of Stay



Top 3 accommodation (% of nights)

Accommodation Type	2018+19	2023
Other Private Accommodation	32%	30%
Friends or relatives property	20%	33%
Rented house/apartment/flat or unit	21%	5%

Gender



Top 3 activities*

*International visitors may have undertaken the activity in the region or elsewhere in Australia

Activity	2018+19	2023
Eat out / dine at a restaurant and/or cafe	92%	90%
Sightseeing/looking around	84%	87%
Go to the beach	84%	86%

Visitor Factsheet - Further Information

The data in this factsheet refers to visitors who have spent at least one night in The Goldfields Esperance Region



Important Note

All data is sourced from Tourism Research Australia's National and International Visitor Surveys (NVS and IVS).

Data has been provided for Interstate and Intrastate (sample size permitting) or Domestic, as well as International (see below) by year.

The demographics and trip details for domestic visitors show comparisons between 2022+23 (current) and 2018+19 (pre-COVID). Due to the reduced number of international visitors between 2019 and 2021 and the unreliability of 2022 data, only 2018+19 and 2023 has been provided for international visitors.

It is recommended by Tourism WA that the visitation statistics in this fact sheet are used in conjunction with other information sources that you have access to. This might include population statistics from the Australian Bureau of Statistics, feedback from local operators, information from local Visitor Centres, data from local councils etc.

Methodology and definition changes are made to both the IVS and the NVS from time to time. As such, estimates in this factsheet are not comparable to previous factsheets. For further information, see [NVS Methodology](#) or [IVS Methodology](#) on Tourism Research Australia's website and the [Changing Visitor Spend](#) factsheet on Tourism WA's website.

Sample Size

Market	2019	2020	2021	2022	2023
Intrastate	271	219	261	220	187
Interstate	65	15	26	39	31
Domestic	336	234	287	259	218
International	304	84	0	1,587	237

Note: Data has not been provided where the Sample Size is less than 40

Definitions

Domestic Visitors (Intrastate): Australian residents aged 15 years and over who spent at least one night at a place at least 40km from their home. Note, intra-regional travel is included, i.e. the home and stay may fall within the same region.

Domestic Visitors (Interstate): Australian residents aged 15 years and over who spent at least one night at a place at least 40km from their home.

International Visitors: International visitors aged 15 years and over who spent at least one night in the Region and are staying in Australia for 12 months or less.

Source

Tourism Research Australia, International and National Visitor Surveys, 2023. Local Government Areas included to make up The Goldfields Esperance Region: City of Kalgoorlie/Boulder, Shire of Coolgardie, Shire of Dundas, Shire of Esperance, Shire of Laverton, Shire of Leonora, Shire of Menzies, Shire of Ngaanyatjaraku, Shire of Ravensthorpe and Shire of Wiluna