

The Mid West Region Overnight Visitor Factsheet 2023

Prepared by Tourism WA Insights and Planning
May 2024



WESTERN
AUSTRALIA

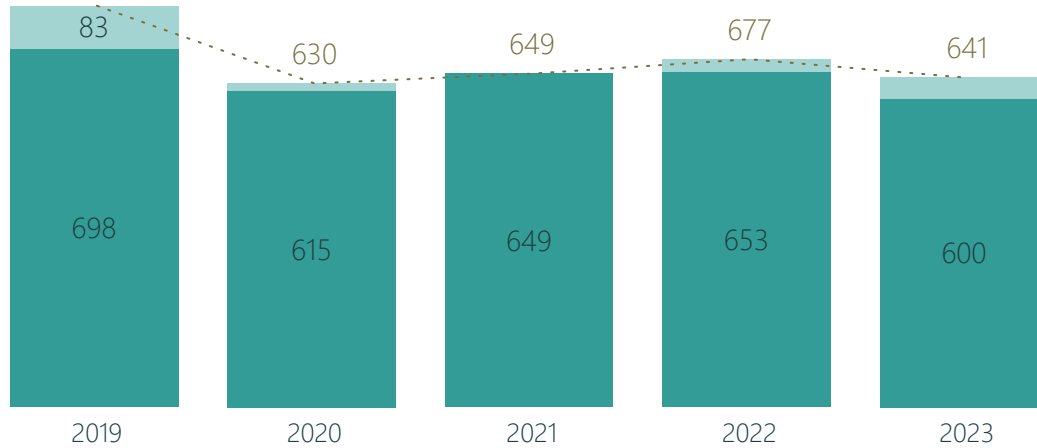
Overnight Visitor Summary - The Mid West Region

2023

The data in this factsheet refers to visitors who have spent at least one night in The Mid West Region

Overnight Visitor Trends (000)

● International ● Domestic - - - Total Overnight Visitors



NOTE: WA international borders largely closed from March 2020 to March 2022 due to COVID-19, therefore international data in relation to 2020, 2021 and 2022, if shown, should be used with caution.



Visitors (000)

Market	2019	2020	2021	2022	2023
Domestic	698	615	649	653	600
International	83	15	np	24	41
Total	781	630	np	677	641



Nights (000)

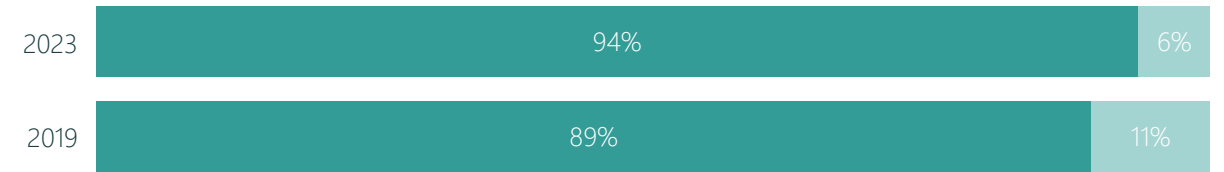
Market	2019	2020	2021	2022	2023
Domestic	2,960	2,618	2,888	2,915	2,168
International	342	np	np	np	369
Total	3,302	np	np	np	2,537

"np" indicates sample size too small to publish

Total Visitors (000)	Total Visitor Nights (000)	Total Spend (\$ Million)
641 2023	2,537 2023	\$462 2023

Share of Overnight Visitors - change vs. pre-COVID

● International ● Domestic



Overnight Visitor Metrics - 2023



Average Trip Length



Average Trip Spend



Average Daily Spend

Domestic **4.1** Days **\$717** **\$198**

International **9.0** Days **\$780** **\$87**



Total

Domestic + International

4.0 Days

\$721

\$182

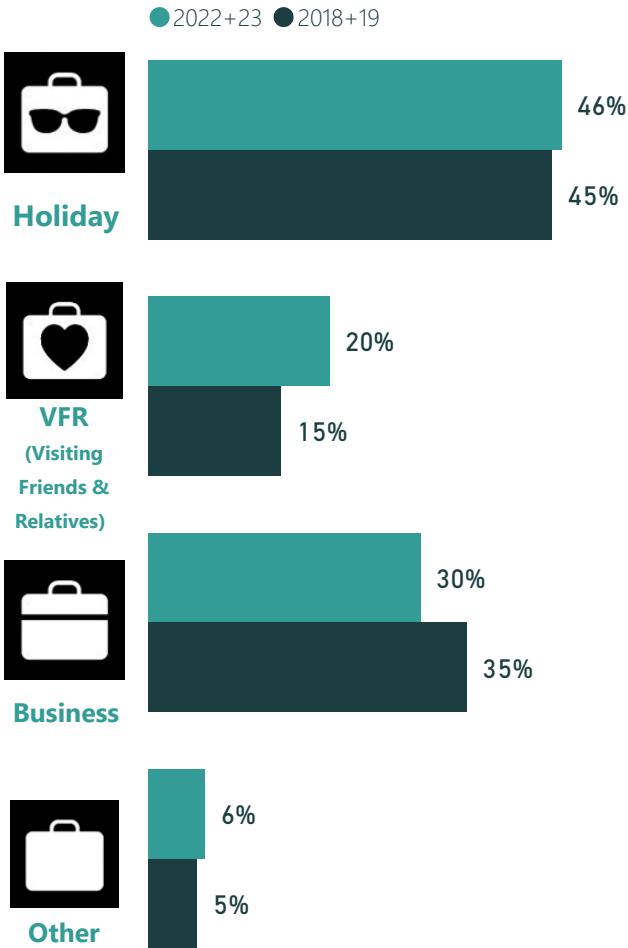
Domestic Overnight Visitor Details - The Mid West Region

2022+23 vs 2018+19

The data in this factsheet refers to visitors who have spent at least one night in The Mid West Region

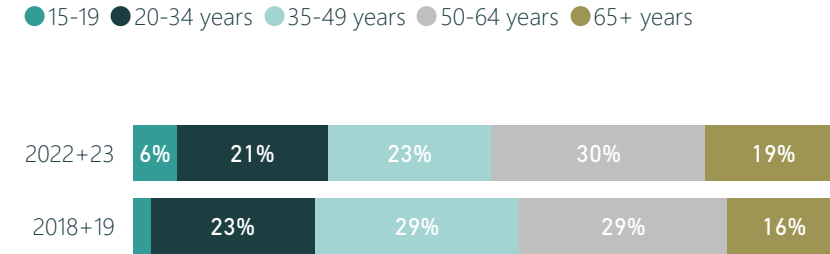
Domestic Visitors (000)	Domestic Nights (000)
600	2,168
2023	2023

Purpose of Travel

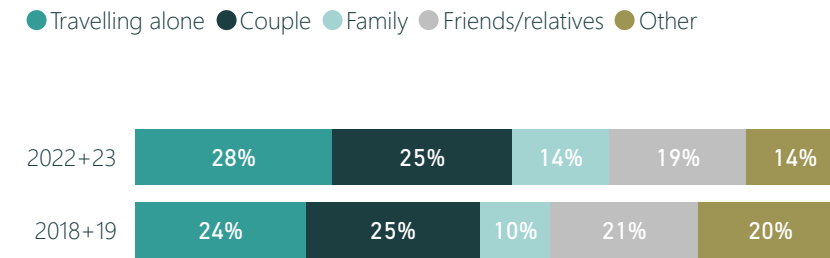


Sum of purpose may add to more than 100% as overnight visitors can visit the Region for more than one reason.

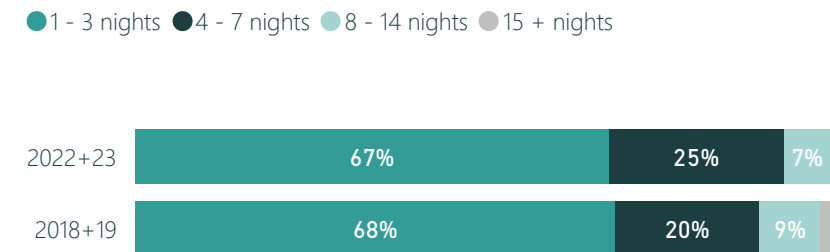
Age



Travel Party



Length of Stay



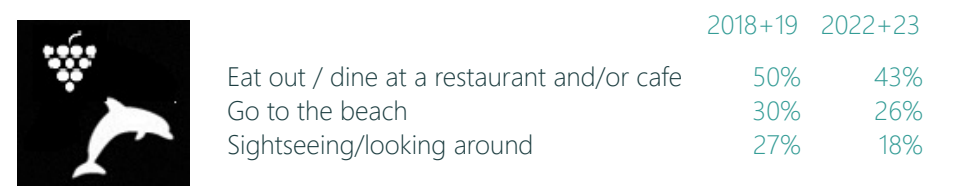
Top 3 accommodation (% of nights)



Gender



Top 3 activities



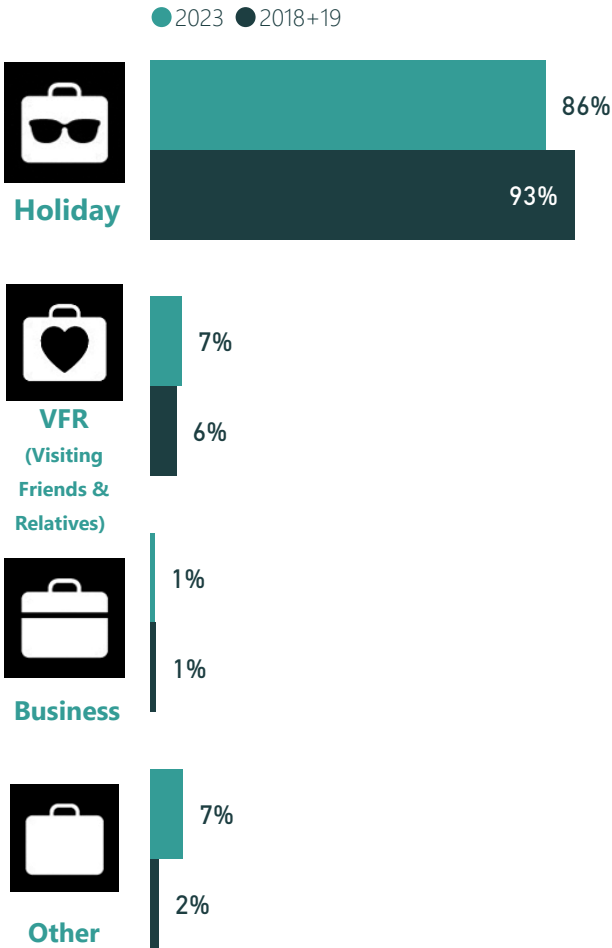
International Overnight Visitor Details - The Mid West Region

2023 vs 2018+19

The data in this factsheet refers to visitors who have spent at least one night in The Mid West Region

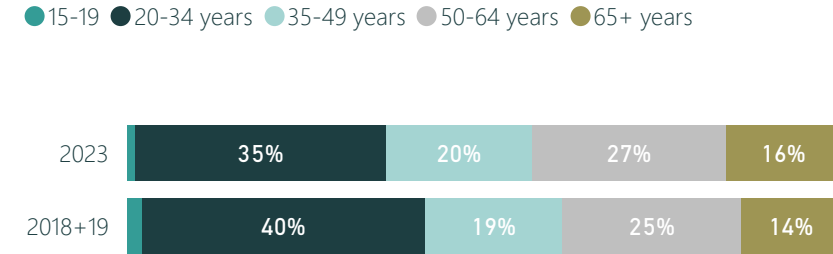
International Visitors (000)	International Nights (000)
41 2023	369 2023

Purpose of Travel

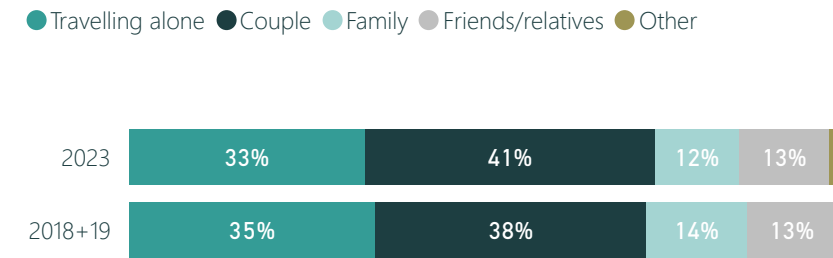


Sum of purpose may add to more than 100% as overnight visitors can visit the Region for more than one reason.

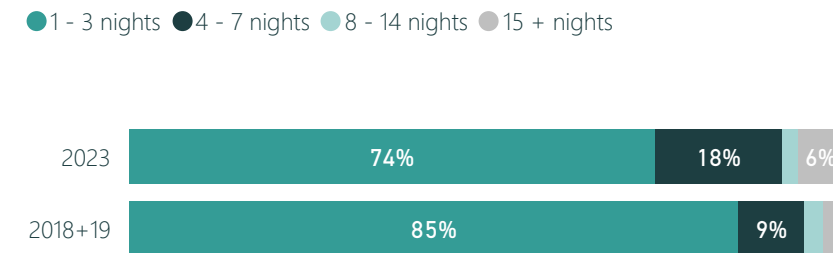
Age



Travel Party



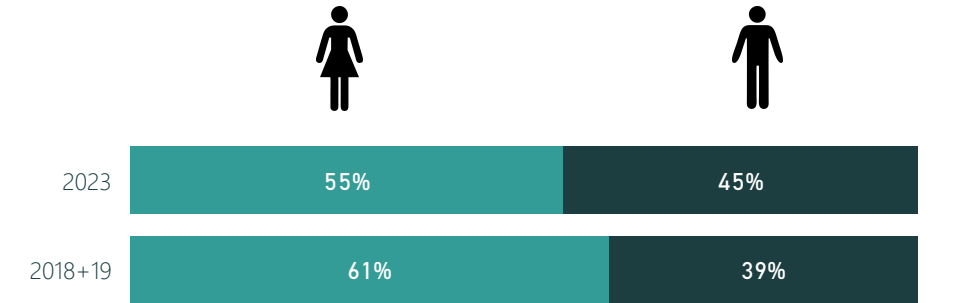
Length of Stay



Top 3 accommodation (% of nights)

Accommodation Type	2018+19	2023
Friends or relatives property	13%	45%
Other Private Accommodation	16%	16%
Caravan park or commercial camping ground	22%	10%

Gender



Top 3 activities*

*International visitors may have undertaken the activity in the region or elsewhere in Australia

Activity	2018+19	2023
Eat out / dine at a restaurant and/or cafe	95%	96%
Sightseeing/looking around	91%	95%
Visit national parks / state parks	91%	92%

Visitor Factsheet - Further Information

The data in this factsheet refers to visitors who have spent at least one night in The Mid West Region



Important Note

All data is sourced from Tourism Research Australia's National and International Visitor Surveys (NVS and IVS).

Data has been provided for Interstate and Intrastate (sample size permitting) or Domestic, as well as International (see below) by year.

The demographics and trip details for domestic visitors show comparisons between 2022+23 (current) and 2018+19 (pre-COVID). Due to the reduced number of international visitors between 2019 and 2021 and the unreliability of 2022 data, only 2018+19 and 2023 has been provided for international visitors.

It is recommended by Tourism WA that the visitation statistics in this fact sheet are used in conjunction with other information sources that you have access to. This might include population statistics from the Australian Bureau of Statistics, feedback from local operators, information from local Visitor Centres, data from local councils etc.

Methodology and definition changes are made to both the IVS and the NVS from time to time. As such, estimates in this factsheet are not comparable to previous factsheets. For further information, see [NVS Methodology](#) or [IVS Methodology](#) on Tourism Research Australia's website and the [Changing Visitor Spend](#) factsheet on Tourism WA's website.

Sample Size

Market	2019	2020	2021	2022	2023
Intrastate	258	249	242	221	147
Interstate	28	4	16	17	13
Domestic	286	253	258	238	160
International	483	94	1	2,081	183

Note: Data has not been provided where the Sample Size is less than 40

Definitions

Domestic Visitors (Intrastate): Australian residents aged 15 years and over who spent at least one night at a place at least 40km from their home. Note, intra-regional travel is included, i.e. the home and stay may fall within the same region.

Domestic Visitors (Interstate): Australian residents aged 15 years and over who spent at least one night at a place at least 40km from their home.

International Visitors: International visitors aged 15 years and over who spent at least one night in the Region and are staying in Australia for 12 months or less.

Source

Tourism Research Australia, International and National Visitor Surveys, 2023.
Local Government Areas included to make up The Mid West Region:
Shire of Carnamah, Shire of Chapman Valley, Shire of Coorow, Shire of Cue, City of Greater Geraldton, Shire of Irwin, Shire of Meekatharra, Shire of Mingenew, Shire of Morawa, Shire of Mount Magnet, Shire of Murchison, Shire of Northampton, Shire of Perenjori, Shire of Sandstone, Shire of Three Springs, Shire of Yalgoo