

2024

Registered Radiologist Assistant (R.R.A.) Handbook

EDUCATION + ETHICS + EXAMINATION =
THE ARRT EQUATION FOR EXCELLENCE®

Policies, procedures, and information in this handbook
supersede that of previous editions.

arrt.org



THE AMERICAN REGISTRY
OF RADIOLOGIC
TECHNOLOGISTS®





THE AMERICAN REGISTRY
OF RADIOLOGIC
TECHNOLOGISTS®

1255 Northland Drive, St. Paul, Minnesota 55120
651.687.0048 | arrrt.org

We update our handbooks each year. Be sure to review the most current handbook before you apply and when you take your exam. Policies can change during your eligibility period.

Copyright © 2024 by The American Registry of Radiologic Technologists®. All rights reserved.

Reproduction in whole or in part is not permitted for any purpose without the written consent of ARRT®.

Our Mission

ARRT's mission is to promote high standards of patient care by recognizing qualified individuals in medical imaging, interventional procedures, and radiation therapy. Learn more about us by visiting our website at arrrt.org.

Notice of Nondiscrimination

ARRT doesn't discriminate against candidates for certification and registration on the basis of their race, color, creed, religion, national origin, sex, marital status, status with regard to public assistance, familial status, disability, sexual orientation, gender identity, veteran status, age, or any other legally protected basis.

NCCA Accreditation

ARRT's Breast Sonography, CT, MRI, Nuclear Medicine Technology, Radiation Therapy, Radiography, Registered Radiologist Assistant, Sonography, and Vascular Sonography credential programs have earned accreditation from the National Commission for Certifying Agencies (NCCA), the accrediting body of the Institute for Credentialing Excellence (ICE). NCCA assures all stakeholders that an independent third party has reviewed ARRT's credentialing programs according to stringent standards set by the credentialing community.

For more information on ICE/NCCA and its accreditation program, visit credentialingexcellence.org.

Table of Contents



ESTABLISHING YOUR ELIGIBILITY PAGE 4

Education Requirements	5
Ethics Requirements	8
Examination Requirements	13

HOW TO APPLY AND REAPPLY PAGE 14

Apply for One Credential at a Time	15
Prepare Your Application	16
Allow Time for ARRT to Process Your Application	22
How to Requalify	24
How to Change Your Name	25
How to Change Your Address	26

MAKING YOUR EXAM APPOINTMENT PAGE 27

Scheduling Your Exam	27
Missed Appointments	29

ABOUT YOUR EXAM PAGE 31

Exam Format	32
Studying for Your Exam	33
What to Expect at the Test Center	34
How to Appeal Your Test Administration Procedures	40
Meeting Our Security Requirements	41

ABOUT YOUR SCORE PAGE 47

How to Interpret Your Score Report	48
Requirements for Passing the Exam	49
When We'll Cancel Your Score	50
How to Appeal Your Score	51
What Happens If You Don't Pass	52

MAINTAINING YOUR CREDENTIAL PAGE 53

FOR MORE INFORMATION PAGE 54

SECTION I

Establishing Your Eligibility

EDUCATION REQUIREMENTS 5

ETHICS REQUIREMENTS 8

EXAMINATION REQUIREMENTS 13

TABLE OF CONTENTS >

Registered Radiologist Assistants (R.R.A.s) are radiographers who've completed an additional, specialized educational program, then earned certification and registration as a radiologist assistant (RA) through ARRT. They're qualified to perform many procedures under a radiologist's supervision, and they play an important role on medical teams.

RADIOLOGIST ASSISTANT



Registered Radiologist Assistant (R.R.A.)



SECTION I

Establishing Your Eligibility

EDUCATION REQUIREMENTS 5

ETHICS REQUIREMENTS 8

EXAMINATION REQUIREMENTS 13

TABLE OF CONTENTS >

Education Requirements

Before you can apply for the R.R.A. credential, you need to:

- Maintain certification and registration in Radiography.
- (Before Jan. 1, 2025) Complete at least one year of full-time, professional-level, patient-related care after you earn your Radiography credential.
- (Beginning Jan. 1, 2025) Complete at least two years of full-time, professional-level, patient-related care after you earn your Radiography credential.
- Hold a master's or doctoral degree from an educational institution accredited by an [agency ARRT recognizes](#).

MAINTAIN YOUR RADIOGRAPHY CREDENTIAL

You must maintain your certification and registration in Radiography at all times to be eligible for certification and registration as an R.R.A. If you drop your Radiography credential, you'll be ineligible for an R.R.A. credential.

OBTAIN FULL-TIME, PATIENT-RELATED PROFESSIONAL EXPERIENCE

Your clinical experience must be professional, patient-related care. You can't complete your clinical experience during your RA educational program. And activities that are part of your RA educational program don't satisfy this requirement.

You'll probably complete your professional experience as a staff radiographer. You might also complete it by working in a related health-care role, seeing patients at a professional level.



QUESTIONS?

Read on to learn more. Or visit our website to see our [requirements for earning an R.R.A. credential](#).



SECTION I

Establishing Your Eligibility

EDUCATION REQUIREMENTS 5

ETHICS REQUIREMENTS 8

EXAMINATION REQUIREMENTS 13

TABLE OF CONTENTS >

FIND AN RA EDUCATIONAL PROGRAM

On our website, you'll find a list of RA educational programs that ARRT recognizes. Just log in to your online ARRT account and:

- Click on the Resources tab at the top.
- Select Earn Additional Credentials/R.R.A. from the drop-down menu.
- Click on the + to get to the Programs page.
- Click on Radiologist Assistant Educational Programs (left column).

These programs include both didactic education and clinical components. Once you meet all educational eligibility requirements, you have three years to apply for ARRT certification and registration as an R.R.A. (see [Page 13](#)).

Didactic Requirements

You must successfully complete coursework addressing the topics listed in the [Content Specifications for the Registered Radiologist Assistant Examination](#). A nationally recognized curriculum—such as that published by the American Society of Radiologic Technologists (ASRT)—should cover those topics.

Clinical Competency Requirements

An essential part of your training will be your preceptorship. During that time, you'll provide radiologic services under the supervision of at least one board-certified radiologist. You'll learn to perform a majority of the radiologic procedures and clinical activities listed in the Procedures section of the [R.R.A. Entry-Level Clinical Activities](#).

You'll have numerous chances for your preceptor and other health-care professionals to observe and evaluate your efforts. You'll also have the opportunity to critically evaluate and reflect on your clinical experiences.

You must maintain a Clinical Portfolio of your clinical experiences and evaluations. An important goal of the portfolio is to ensure that you become proficient at a minimum number of procedures and clinical activities. The portfolio lets you document your evaluative opportunities.

ARRT periodically revises our requirements to keep pace with current standards of practice. The timing of such revisions can affect your plans for completing the appropriate procedures. Whenever we change our requirements, we'll give you a two-year grace period in which we'll accept either the old or the new requirements.



QUESTIONS?

If you have questions about RA educational programs, use your online ARRT account to contact us using Message Center. Or call us at 651.687.0048, and choose the option for earning an ARRT credential.



SECTION I

Establishing Your Eligibility

EDUCATION REQUIREMENTS 5

ETHICS REQUIREMENTS 8

EXAMINATION REQUIREMENTS 13

TABLE OF CONTENTS >

EARN YOUR MASTER'S DEGREE

You may complete your degree before, after, or at the same time as you complete your educational program. Just be sure to earn it before you take the Radiologist Assistant exam.

You may earn a master's degree in any field from any educational institution accredited by an [agency ARRT recognizes](#). You don't have to earn it at the institution where you complete your RA program.



SECTION I

Establishing Your Eligibility

EDUCATION REQUIREMENTS	5
ETHICS REQUIREMENTS	8
EXAMINATION REQUIREMENTS	13
TABLE OF CONTENTS >	



Ethics Requirements

ARRT enforces high standards of ethics and professional conduct both among R.T.s and among candidates for ARRT credentials. We created these rules to help protect the safety of all patients.

WHO HAS TO FOLLOW ARRT'S RULES OF ETHICS?

All applicants and R.T.s—including R.R.A.s—do. Once you apply for certification and registration with ARRT, you must comply with everything in the [ARRT Standards of Ethics](#), including the Rules of Ethics. You must notify us of any ethics violations within 30 calendar days of their occurrence, and you must tell us of any ethics violations that took place before you applied with ARRT. See the next section for more information.

In addition, you must report applicants or R.T.s who don't comply. Applicants who don't follow these rules might become ineligible for certification and registration with ARRT. R.T.s who don't follow these rules might receive sanctions up to and including revocation of their ARRT credentials.

WHAT VIOLATES ARRT'S RULES OF ETHICS?

Several types of misconduct, charges, and convictions may violate our Rules of Ethics. They include, but aren't limited to:

- Felony or misdemeanor charges or convictions (including speeding tickets and parking violations that are considered misdemeanors or felonies)
- Charges or convictions concerning traffic violations **that involved** drugs or alcohol
- Convictions in a military court-martial
- Violations of state or federal narcotics or controlled substance laws, even if you aren't charged or convicted
- Disciplinary actions concerning a professional license, permit, registration, or certification
- Violations of an honor code at an educational institution you attended to meet ARRT certification and registration requirements

You **don't** have to report any offenses that you committed as a juvenile and that were adjudicated through the juvenile court system.



BE AWARE

You **don't** have to report any offenses that you committed as a juvenile and that were adjudicated through the juvenile court system.

SECTION I

Establishing Your Eligibility

EDUCATION REQUIREMENTS 5

ETHICS REQUIREMENTS 8

EXAMINATION REQUIREMENTS 13

TABLE OF CONTENTS >

KEEP IN MIND

It's much better to report an issue than to try to hide it. If you don't disclose a violation, but we learn about it, you may be subject to ARRT sanctions for not reporting the issue—even if that issue alone wouldn't have led to a sanction.

Most R.T.s who report potential problems don't have their credentials revoked. ARRT completed approximately 1,500 ethics investigations in 2022, and only 21 (less than 1%) resulted in revocation of credentials.

IF YOU DO—OR DID—SOMETHING THAT MIGHT HAVE VIOLATED OUR RULES OF ETHICS:

- Report the potential violation within 30 calendar days of its occurrence.
- Or report it at your annual renewal, **whichever comes first**.



SECTION I

Establishing Your Eligibility

EDUCATION REQUIREMENTS 5

ETHICS REQUIREMENTS 8

EXAMINATION REQUIREMENTS 13

TABLE OF CONTENTS >

HOW TO REPORT VIOLATIONS

When you fill out our Application for Certification and Registration, we'll ask three questions. How you answer will determine your next steps.

ETHICS QUESTION 1: CRIMINAL VIOLATIONS REPORTING

QUESTION	Have you ever been charged with or convicted of a misdemeanor or felony? This includes court convictions and military courts-martial.
ANSWER YES	<p>If you have:</p> <ul style="list-style-type: none">• Charges or convictions—including those that were stayed, withheld or deferred, set aside, or suspended• Any plea of guilty, Alford plea, or plea of no contest (nolo contendere)• Court conditions applied to your charge—including court supervision, probation, or pretrial diversion• Traffic violations charged as misdemeanors or felonies• Traffic violations that involved drugs or alcohol
ANSWER NO	<p>If you have:</p> <ul style="list-style-type: none">• No offenses• Offenses and convictions that occurred before you turned 18 and that were processed in juvenile court• Speeding and parking tickets that weren't charged as misdemeanors or felonies and that didn't involve drugs or alcohol (if you have any traffic violation that involved drugs and/or alcohol, you must answer "Yes")• Charges that were dismissed with no court conditions required (if conditions were required, you must answer "Yes")• Court records that were sealed or expunged (if you don't have court documents that prove your case was sealed or expunged, you must answer "Yes")• Offenses you've already reported to ARRT and about which ARRT has sent you communication <p>Reminder: You must answer yes for all traffic violations that involved drugs and/or alcohol.</p>
WHAT TO DO IF YOU ANSWER YES	<p>Along with your completed application, submit a written explanation of the events and copies of all documentation relevant to the matter. Do not send original records.</p> <p>For additional guidance, review the Ethics Review Checklist for Criminal Violations. If you have questions, use your online ARRT account to contact us using Message Center. Or call us at 651.687.0048, and choose the option for ethics information.</p>



SECTION I

Establishing Your Eligibility

EDUCATION REQUIREMENTS 5

ETHICS REQUIREMENTS 8

EXAMINATION REQUIREMENTS 13

TABLE OF CONTENTS >

ETHICS QUESTION 2: REGULATORY AUTHORITY VIOLATIONS REPORTING

QUESTION	Has a regulatory authority or certification board (other than ARRT) ever done one or more of the following? <ul style="list-style-type: none">• Denied, revoked, or suspended your professional license, permit, registration, or certification?• Placed you on probation (<u>excluding</u> ARRT Continuing Education (CE) probation), under consent agreement, or under consent order?• Allowed voluntary surrender of your professional license, permit, registration, or certification?• Subjected you to any conditions or disciplinary actions?
ANSWER YES	If one or more of these apply to you and the organization imposing the action wasn't ARRT.
ANSWER NO	<ul style="list-style-type: none">• If you have no offenses• If your only offense is ARRT CE probation• For offenses previously reported to ARRT and for which ARRT has sent you communication
WHAT TO DO IF YOU ANSWER YES	Along with your completed application, submit a written explanation of the events and copies of all documentation relevant to the matter. Do not send original records. For additional guidance, review the Ethics Review Checklist for Regulatory Violations . If you have questions, use your online ARRT account to contact us using Message Center. Or call us at 651.687.0048, and choose the option for ethics information.



SECTION I

Establishing Your Eligibility

EDUCATION REQUIREMENTS 5

ETHICS REQUIREMENTS 8

EXAMINATION REQUIREMENTS 13

TABLE OF CONTENTS >

ETHICS QUESTION 3: HONOR CODE VIOLATIONS REPORTING

QUESTION	Have you ever voluntarily withdrawn—or been suspended, dismissed, or expelled—from an educational program you attended to meet ARRT certification and registration requirements?
ANSWER YES	If any of the experiences described in Ethics Question 3 apply to you
ANSWER NO	<ul style="list-style-type: none">• For offenses you previously reported to ARRT and for which ARRT has sent you communication
WHETHER YOU ANSWER YES OR NO	<ul style="list-style-type: none">• You'll need to read and agree to the <i>Written Consent Under FERPA</i> in your application.
WHAT TO DO IF YOU ANSWER YES	<p>Along with your completed application, submit a written explanation of the events and copies of all documentation relevant to the matter. Do not send original records.</p> <p>For additional guidance, review the Ethics Review Checklist for Honor Code Violations. If you have questions, use your online ARRT account to contact us using Message Center. Or call us at 651.687.0048, and choose the option for ethics information.</p>



SECTION I

Establishing Your Eligibility

EDUCATION REQUIREMENTS 5

ETHICS REQUIREMENTS 8

EXAMINATION REQUIREMENTS 13

TABLE OF CONTENTS >

Examination Requirements

Before you earn an R.R.A. credential from ARRT, you must pass the ARRT exam for that discipline. You'll find much more about the exam—and how to prepare—in the section beginning on [Page 31](#).

Be sure to consult the current R.R.A. [content specifications](#) for a list of topics the exam covers.

YOU'LL HAVE THREE ATTEMPTS TO PASS

Be aware that you'll have **three attempts** to pass the exam. Each attempt at the exam will require a separate application and fee. You must make those attempts within **three years** of the date your first [exam window](#) opens. If you don't pass the exam within those three years or those three attempts, you'll no longer be eligible for certification and registration unless you requalify (see [Page 24](#)).

If you have questions, use your online ARRT account to contact us using Message Center. Or call us at 651.687.0048, and choose the option for earning an ARRT credential.

3

- You'll have **three attempts** to pass the exam.
- You must make those attempts within **three years** of the date your first exam window opens.



SECTION 2

How to Apply and Reapply

APPLY FOR ONE CREDENTIAL AT A TIME 15

PREPARE YOUR APPLICATION 16

ALLOW TIME FOR ARRT TO PROCESS YOUR APPLICATION 22

HOW TO REQUALIFY 24

HOW TO CHANGE YOUR NAME 25

HOW TO CHANGE YOUR ADDRESS 26

TABLE OF CONTENTS >

The [R.R.A. Application Instruction Packet](#) includes the materials you'll need to prepare for ARRT certification and registration as an R.R.A. Review these materials carefully and keep them available for reference.

STEPS TO APPLYING

Be sure to complete these steps as you prepare your application for certification and registration as an R.R.A.:

1. Sign the Agreement of Candidates and the written consent under the Family Educational Rights and Privacy Act (FERPA) ([Page 16](#)).
2. Use your legal name on your application—and make sure it matches your two forms of valid and acceptable ID exactly ([Page 16](#)).
3. Be sure the information you provide on the application is accurate before submitting the application and fee.
4. Include Forms CR1, CR2, and Summative Rating Scales.
5. Meet all deadlines ([Page 27](#)).



SECTION 2

How to Apply and Reapply

APPLY FOR ONE CREDENTIAL AT A TIME 15

PREPARE YOUR APPLICATION 16

ALLOW TIME FOR ARRT TO PROCESS YOUR APPLICATION 22

HOW TO REQUALIFY 24

HOW TO CHANGE YOUR NAME 25

HOW TO CHANGE YOUR ADDRESS 26

TABLE OF CONTENTS >

Apply for One Credential at a Time

ARRT won't accept additional applications and fees before you complete your initial exam. As with any ARRT exam, you'll have three attempts in three years to pass the exam (see [Page 13](#)).



QUESTIONS?

If you have questions about applying, use your online ARRT account to contact us using Message Center. Or call us at 651.687.0048, and choose the option for earning an ARRT credential.



SECTION 2

How to Apply and Reapply

APPLY FOR ONE CREDENTIAL AT A TIME 15

PREPARE YOUR APPLICATION 16

ALLOW TIME FOR ARRT TO PROCESS YOUR APPLICATION 22

HOW TO REQUALIFY 24

HOW TO CHANGE YOUR NAME 25

HOW TO CHANGE YOUR ADDRESS 26

TABLE OF CONTENTS >

Prepare Your Application

Because errors and omissions can affect your ability to earn ARRT credentials, be sure to fill out your application carefully. If you have questions, use your online ARRT account to contact us using Message Center. Or call us at 651.687.0048, and choose the option for earning an ARRT credential.

SIGN THE AGREEMENT OF CANDIDATES

When you apply for certification and registration, sign the Agreement of Candidates and the written consent under FERPA. You can find the full agreement in Article III, Section 3.02, of [ARRT Rules and Regulations](#). Be familiar with the agreement and ARRT's other requirements before you apply with us.

MAKE SURE YOU HAVE TWO FORMS OF VALID ID

Matching names are one of the best ways for us to make sure the person who applies for an ARRT credential is the same person who takes the corresponding exam. Make the exam process easy on yourself by getting two valid forms of acceptable ID before you schedule or attempt to take your exam.

Be Sure Your Application Matches Your ID

Use your legal name—the one that appears on your birth certificate, marriage certificate, or legal name change document.

When you get your Candidate Status Report (see [Page 27](#)) from ARRT, the name on it must be identical to the name on both pieces of ID you'll bring to the test center. The only exception is that it doesn't matter if any of your IDs contain your middle name or initial. If your name has a cultural variation, make sure that the same variation appears on your Candidate Status Report and on both of your IDs.



QUESTIONS?

If you have questions about preparing your application, use your online ARRT account to contact us using Message Center. Or call us at 651.687.0048, and choose the option for earning an ARRT credential.



SECTION 2

How to Apply and Reapply

APPLY FOR ONE CREDENTIAL AT A TIME 15

PREPARE YOUR APPLICATION 16

ALLOW TIME FOR ARRT TO PROCESS YOUR APPLICATION 22

HOW TO REQUALIFY 24

HOW TO CHANGE YOUR NAME 25

HOW TO CHANGE YOUR ADDRESS 26

TABLE OF CONTENTS >

Acceptable Types of ID

Be prepared to show two forms of current (not expired) identification at the test center:

- Your primary ID must be a government-issued ID: a driver's license, tribal ID, state ID card, passport, or military ID card with your permanently printed name, your photo, and your signature or military bar code.
- Your secondary ID must include your permanently printed name and your signature. It can be your U.S. Social Security card, an employee ID badge, a bank or credit card, or a school ID. It can also be a second form of the types of primary ID.

If Your ID Is Invalid

You won't be allowed to take the exam if, when you arrive at the test center:

- You don't have two valid forms of acceptable ID (see [Page 16](#)).
- The name on your ID differs from that on your ARRT file.
- You haven't signed your ID.
- Your ID has expired, and you don't have an original proof of renewal.

In such cases, you'll forfeit your application fee, and you'll have to reapply and pay a new fee to get a new exam window. **If Pearson VUE admits you with questionable ID, ARRT could cancel your exam scores following an investigation.** If ARRT cancels your scores, your exam attempt will count as one of the three allowed in three years. You won't receive an extension if ARRT's cancellation means you don't pass your exam within the allotted three years (see [Page 13](#)).

If you don't have proper identification, cancel your appointment and reschedule it when you've acquired two valid forms of acceptable ID. See [Page 30](#) for cancellation procedures and deadlines.



BE AWARE

Permanent resident cards ("green cards") and other IDs that don't include your signature **aren't** acceptable.



SECTION 2

How to Apply and Reapply

APPLY FOR ONE CREDENTIAL AT A TIME 15

PREPARE YOUR APPLICATION 16

ALLOW TIME FOR ARRT TO PROCESS YOUR APPLICATION 22

HOW TO REQUALIFY 24

HOW TO CHANGE YOUR NAME 25

HOW TO CHANGE YOUR ADDRESS 26

TABLE OF CONTENTS >

IF YOU NEED ACCOMMODATIONS TO TAKE YOUR EXAM

Accommodations are ways of adapting an exam experience to meet the needs of people who have disabilities that may impair their exam performance. Accommodations can't change the number of questions or the content an exam covers. And they don't guarantee improved performance, a passing score, or any specific outcome.

ABOUT ADA ACCOMMODATIONS

ARRT complies with the [Americans With Disabilities Act \(ADA\)](#) if you demonstrate both that:

- You have a professionally diagnosed ADA-qualifying disability.
- Your disability results in substantial functional limitations that affect your daily life activities as compared to most people.

In most cases, you'll need to submit [supporting documentation](#) and a personal statement describing your disability.

Approved accommodations might include additional time to complete the exam, a separate testing room, or access to snacks if you have diabetes. You won't need to request accommodations for [comfort aids](#) such as an inhaler, crutches, or eye drops.

Accommodations must be appropriate to the task and setting. For example, although you might have received accommodations in a classroom setting, those adaptations might not be necessary in an ARRT exam setting.



REMEMBER

You must **request** ADA accommodations **each time** you apply or reapply for ARRT certification and registration.



SECTION 2

How to Apply and Reapply

APPLY FOR ONE CREDENTIAL AT A TIME 15

PREPARE YOUR APPLICATION 16

ALLOW TIME FOR ARRT TO PROCESS YOUR APPLICATION 22

HOW TO REQUALIFY 24

HOW TO CHANGE YOUR NAME 25

HOW TO CHANGE YOUR ADDRESS 26

TABLE OF CONTENTS >

HOW TO REQUEST ADA ACCOMMODATIONS

Start by answering yes to the question about ADA accommodations on your application for ARRT certification and registration. After we receive your ARRT application, we'll provide instructions on your payment confirmation page about how to apply for accommodations.

We contract with Paradigm Testing, an independent company, to manage our ADA accommodations requests. As part of the accommodation application process, you'll submit an online form and supporting documents to Paradigm Testing via its secure website. You must indicate "yes" each time you apply—including on re-examination attempts.

We'll place your ARRT application on hold until you submit your accommodation request and Paradigm Testing processes it. In addition, you won't be able to schedule your exam until we send you the decision letter.

If you request accommodations in error, use Message Center to opt out of accommodations. Or fax a signed request to 651.681.3293. If you're faxing the request, be sure to include two of these three identifiers: ARRT ID number, Social Security number, date of birth.

If you're denied accommodations based on your documentation, you'll be able to appeal the decision by providing additional supporting documentation. If you don't submit a request to Paradigm Testing within a year, we'll process your application without any accommodations and assign you an exam window.

Once your accommodations review is complete, we'll send you the decision in writing.



BE AWARE

If you request ADA accommodations, we'll place your ARRT application on hold until you submit your request and Paradigm Testing processes it.



SECTION 2

How to Apply and Reapply

APPLY FOR ONE CREDENTIAL AT A TIME 15

PREPARE YOUR APPLICATION 16

ALLOW TIME FOR ARRT TO PROCESS YOUR APPLICATION 22

HOW TO REQUALIFY 24

HOW TO CHANGE YOUR NAME 25

HOW TO CHANGE YOUR ADDRESS 26

TABLE OF CONTENTS >

COMPLETE YOUR APPLICATION AND INCLUDE THE FEE

Because errors and omissions can affect your ability to earn ARRT credentials, be sure to fill out your application carefully. If you must reapply, you'll need to include a [reapplication fee](#). These fees are nonrefundable and nontransferable.

We also return applications:

- On which some questions remain unanswered
- That don't list dates of training
- With signatures dated more than six months ago

If we return your application, you'll have to correct and return it before we process it. We don't refund application fees or transfer them to another discipline.

Don't sign your application **more than six months** before you send your application to us. And be sure that your program director completes the educational program sections of the application **after** you fill out the remainder of the form. Those sections must include original signatures—stamped signatures aren't acceptable. In some cases, an authorized faculty member who's on record at ARRT also must sign your application. Your program director can tell you whether a faculty member must sign your application.



Don't sign your application **more than six months** before you send your application to us.



SECTION 2

How to Apply and Reapply

APPLY FOR ONE CREDENTIAL AT A TIME 15

PREPARE YOUR APPLICATION 16

ALLOW TIME FOR ARRT TO PROCESS YOUR APPLICATION 22

HOW TO REQUALIFY 24

HOW TO CHANGE YOUR NAME 25

HOW TO CHANGE YOUR ADDRESS 26

TABLE OF CONTENTS >

DON'T SUBMIT AN INCOMPLETE APPLICATION

Watch out for these issues when you're applying for ARRT certification and registration. They can delay your application and cause you to miss your deadlines.

Be sure to:

- Include your nonrefundable [application or reapplication fee](#), payable to ARRT in U.S. funds using a check or money order.
- Provide your birth date and Social Security number.
- Select yes or no on the question about ADA accommodations.
- Answer the questions regarding a potential violation of the *ARRT Rules of Ethics*.
- Accept the Agreement of Candidates on the application.
- Sign the Family Educational Rights and Privacy Act consent.
- Have your program director complete and sign the educational program section of the application.



QUESTIONS?

If you have questions about preparing your application, use your online ARRT account to contact us using Message Center. Or call us at 651.687.0048, and choose the option for earning an ARRT credential.



SECTION 2

How to Apply and Reapply

APPLY FOR ONE CREDENTIAL AT A TIME 15

PREPARE YOUR APPLICATION 16

ALLOW TIME FOR ARRT TO PROCESS YOUR APPLICATION 22

HOW TO REQUALIFY 24

HOW TO CHANGE YOUR NAME 25

HOW TO CHANGE YOUR ADDRESS 26


TABLE OF CONTENTS >

Allow Time for ARRT to Process Your Application

Allow at least 30 calendar days for ARRT to process your application after we receive it—more if you request ADA accommodations (see [Page 18](#)). If you need to know quickly that we've received your application, either:

- Use the U.S. Postal Service's "return receipt requested" service when you mail your application.
- Include a self-addressed, postage-paid postcard for us to mail back to you.

After we've processed your application, we'll send you a Candidate Status Report in the mail. If any of the information on it is wrong, call us **right away** at 651.687.0048. Choose the option for earning an ARRT credential.



To enable Pearson VUE testing centers to accommodate the long R.R.A. exam, your application must be postmarked at least **eight weeks** before the examination date.



SECTION 2

How to Apply and Reapply

APPLY FOR ONE CREDENTIAL AT A TIME 15

PREPARE YOUR APPLICATION 16

ALLOW TIME FOR ARRT TO PROCESS YOUR APPLICATION 22

HOW TO REQUALIFY 24

HOW TO CHANGE YOUR NAME 25

HOW TO CHANGE YOUR ADDRESS 26

TABLE OF CONTENTS >

IF WE FIND YOU INELIGIBLE

ARRT can find you ineligible in these instances:

- If we rule that you're ineligible **when you apply**, we'll return your application and fee. (Exception: If we must complete an ethics investigation and we then rule you're ineligible, we **won't** refund your fee.) You may reapply when you achieve eligibility. For information about reapplying, use your online ARRT account to contact us using Message Center. Or call us at 651.687.0048, and choose the option for earning an ARRT credential.
- If we authorize you to take an exam, **and then receive information** indicating you might be ineligible, you can still schedule and sit for the exam. Then we'll review your case. But we'll hold your scores until the review is complete, and we might cancel your scores depending on the outcome of our review.

After the review, if we find that you're ineligible and you haven't taken the exam, we won't allow you to sit for it and we won't refund your application fee. If you've taken the exam, we'll cancel your exam score and we won't refund your application fee. If you later become eligible, this exam will count as one of the three attempts allowed.

- If you initially appeared to be eligible, but **after you complete the exam** we find evidence that you were ineligible, we'll cancel your exam score and your certification and registration status. You'll forfeit your application fee. In addition, if you later become eligible, this exam will count as one of the three attempts allowed.

If you think you've met all our eligibility requirements, you may appeal a decision of ineligibility. You can't contest any of the eligibility requirements themselves—only the way in which ARRT applied them. To appeal, submit a completed [Eligibility Appeal Request Form](#) explaining why you think the ineligibility decision was wrong. Follow the instructions at the beginning of the form. Be sure to submit any supporting documentation.



QUESTIONS?

If you have questions about your application, use your online ARRT account to contact us using Message Center. Or call us at 651.687.0048, and choose the option for earning an ARRT credential.



SECTION 2

How to Apply and Reapply

APPLY FOR ONE CREDENTIAL AT A TIME	15
PREPARE YOUR APPLICATION	16
ALLOW TIME FOR ARRT TO PROCESS YOUR APPLICATION	22
HOW TO REQUALIFY	24
HOW TO CHANGE YOUR NAME	25
HOW TO CHANGE YOUR ADDRESS	26
TABLE OF CONTENTS >	

How to Requalify

If you don't pass your exam after three attempts, or within three years of the date your first exam window opens, you'll have to requalify and reapply. To requalify, you'll have to meet our initial eligibility requirements—including, for your case, reCompleting an [education program that ARRT recognizes](#). You'll then need to apply for certification and registration and pay the nonrefundable [application fee](#).

If you drop your Radiography credential between the time you apply for and the time you take the Radiologist Assistant exam, you'll lose eligibility to take the Radiologist Assistant exam. You'll forfeit your exam fees—and if you take the exam, we'll cancel your scores but count that exam as one of your three attempts (see [Page 13](#)). You won't be eligible to reapply for the Radiologist Assistant exam until you reinstate your Radiography credential.

If you've met our educational and ethics requirements, and you need to reinstate a credential by taking the current ARRT exam, **use your online ARRT account to contact us using Message Center. Or call us at 651.687.0048, and choose the option for earning an ARRT credential.**



SECTION 2

How to Apply and Reapply

APPLY FOR ONE CREDENTIAL AT A TIME 15

PREPARE YOUR APPLICATION 16

ALLOW TIME FOR ARRT TO PROCESS YOUR APPLICATION 22

HOW TO REQUALIFY 24

HOW TO CHANGE YOUR NAME 25

HOW TO CHANGE YOUR ADDRESS 26

TABLE OF CONTENTS >

How to Change Your Name

If you change your name after you apply with ARRT, let us know immediately—before you schedule your exam appointment. The test center can't process name changes. And your name on the IDs you present at the test center must match the information on your Candidate Status Report. If your name has a cultural variation, make sure that the same variation appears on your Candidate Status Report and on both of your IDs. It doesn't matter whether your middle name appears on either ID or on your Candidate Status Report.

If your name on your ID doesn't match the name on your Candidate Status Report, **call us immediately** at 651.687.0048. Choose the option for earning an ARRT credential.

To change your name in our records:

- Visit arrt.org/forms and locate the Name Change Form under General.
- You'll be prompted to log in to your ARRT account.
- Follow the instructions to complete and submit the form.
- You'll need to provide a copy of your marriage certificate, passport, or court order showing your name has changed.
- After we've processed your name change, we'll issue a new Candidate Status Report. You'll then need to verify the correction before Pearson VUE schedules your exam.



If the name on your ID doesn't match the name on your Candidate Status Report, call us immediately at 651.687.0048. Choose the option for earning an ARRT credential.



SECTION 2

How to Apply and Reapply

APPLY FOR ONE CREDENTIAL AT A TIME 15

PREPARE YOUR APPLICATION 16

ALLOW TIME FOR ARRT TO PROCESS YOUR APPLICATION 22

HOW TO REQUALIFY 24

HOW TO CHANGE YOUR NAME 25

HOW TO CHANGE YOUR ADDRESS 26

TABLE OF CONTENTS >

How to Change Your Address

If you change your address after you apply, notify us immediately to ensure you receive all our correspondence with you. Use your ARRT online account to change your address by:

- Logging in to your online ARRT account
- Clicking on the Account dropdown menu
- Choosing Settings
- Clicking on the Update Address tab under Update Profile and Settings
- Filling out your new information

Keep in mind that you can't change your address at the test center—and we'll mail your exam results to the address we have on file.



QUESTIONS?

If you have questions about your application, use your online ARRT account to contact us using Message Center. Or call us at 651.687.0048, and choose the option for earning an ARRT credential.



SECTION 3

Making Your Exam Appointment

SCHEDULING YOUR EXAM 27


MISSED APPOINTMENTS 29

TABLE OF CONTENTS >

Scheduling Your Exam

You can take the Radiologist Assistant exam twice a year—on the second Thursday of January and of July. Application deadlines are about eight weeks before the exam date.

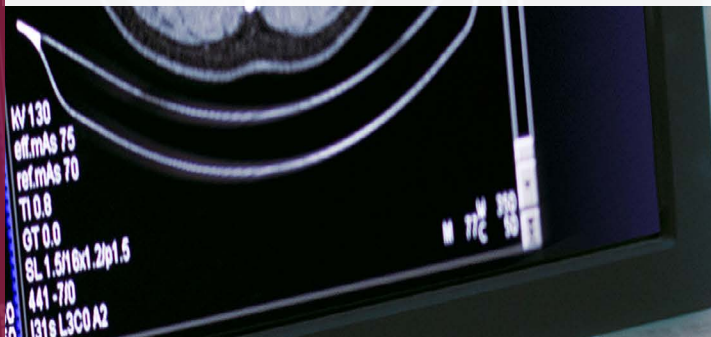
TO TAKE THE EXAM ON:	POSTMARK YOUR APPLICATION BY:
Jan. 11, 2024	Nov. 9, 2023
July 11, 2024	May 9, 2024
Jan. 9, 2025	Nov. 14, 2024



ABOUT YOUR CANDIDATE STATUS REPORT

Make sure all the information on your Candidate Status Report is accurate. If you have questions, use your online ARRT account to contact us using Message Center. Or call us at 651.687.0048, and choose the option for earning an ARRT credential.

Sometimes your Candidate Status Report will include a message indicating we'll hold your score. In such cases, you can still schedule your exam, but we won't release your results until you satisfy the reason we're holding your scores.



SECTION 3

Making Your Exam Appointment

SCHEDULING YOUR EXAM 27

MISSED APPOINTMENTS 29

TABLE OF CONTENTS >

ABOUT YOUR APPOINTMENT

Pearson VUE administers ARRT's examinations. It has more than 200 high-security [test centers](#) in the U.S. and its territories. It also offers ARRT exams in selected Canadian, European, Asian, and Australian cities.

Pearson VUE will assign you to a test center based on the location you request on your application. Pearson VUE will also select your appointment time and coordinate it with ARRT.

No more than 10 calendar days after you receive your Candidate Status Report, Pearson VUE will email you an appointment confirmation listing the date, time, and location of your exam. The email comes from PearsonVueConfirmation@pearson.com. If you don't receive the email within 10 calendar days of your Candidate Status Report, check your spam folder. If it's not there, use your online ARRT account to contact us using Message Center. Or call us at 651.687.0048, and choose the option for earning an ARRT credential.

A Pearson VUE representative will call you if Pearson VUE can't schedule an appointment at your preferred testing center. If you want to change your appointment location, call us as soon as possible at 651.687.0048. Choose the option for earning an ARRT credential.

Note that we can't confirm test dates, times, locations, or driving directions. If you have questions about those topics, call Pearson VUE at 800.632.9055.



QUESTIONS?

If you have questions about your appointment, use your online ARRT account to contact us using Message Center. Or call us at 651.687.0048, and choose the option for earning an ARRT credential.



SECTION 3

Making Your Exam Appointment

SCHEDULING YOUR EXAM 27

MISSED APPOINTMENTS 29

TABLE OF CONTENTS >

Missed Appointments

If you miss your exam appointment for any reason, you'll have to reschedule for the next R.R.A. exam date.

With Fewer Than 24 Hours' Notice

If you miss your scheduled appointment—and you didn't give notice at least 24 hours in advance (see [Page 30](#))—you'll forfeit your fee, and you'll have to reapply. Missing an appointment, however, **doesn't** count as an attempt under the three-attempts-in-three-years policy (see [Page 13](#)).

We know that sometimes severely extenuating circumstances occur. If—after the appointment change deadline—an unforeseen incident occurs, we'll consider your situation individually.

Complete and submit an [Eligibility Appeal Request Form](#). Be sure to follow the instructions on the form. You'll have to wait until the next exam date to take the R.R.A. exam.



REMEMBER

If you miss your appointment or don't cancel it early enough you'll forfeit your ARRT application fee.



SECTION 3

Making Your Exam Appointment

SCHEDULING YOUR EXAM 27

MISSED APPOINTMENTS 29

TABLE OF CONTENTS >

With Notice of at Least 24 Hours (One Business Day)

If you know more than one business day (24 hours) before your exam appointment that you'll miss it, you can avoid forfeiting your exam fee and having to reapply by following these steps. Depending on your timing, you might be able to postpone your appointment up to three times before you forfeit your fee and must reapply.

1. Call Pearson VUE at 800.632.9055 to cancel at least one business day (24 hours) before your scheduled appointment.
2. To postpone your exam to the next scheduled exam date, send your request using Message Center in your online ARRT account.
3. We'll send you a new Candidate Status Report. Within 10 calendar days after that, Pearson VUE will contact you with detailed information about the appointment. **If you don't hear from us both at least six weeks before the next exam date**, call ARRT at 651.687.0048. Choose the option for earning an ARRT credential.

Remember—in most cases, you'll forfeit your application fee and have to reapply if you miss an appointment and don't follow these steps to reschedule in advance. See [Page 29](#) for information on what happens if you don't cancel more than 24 hours before your scheduled appointment.

IN CASE OF SEVERE WEATHER

Call Pearson VUE's call center at 800.632.9055 to find out if your test center is open during any type of severe weather. Don't call the test center directly. If the test center is open, and you miss your appointment, you'll have to reapply with ARRT and pay a new fee to get a new exam date. If it's closed, we'll reschedule you for the next exam administration date.



BE AWARE

Neither ARRT nor Pearson VUE are responsible for appointment errors.



SECTION 4

About Your Exam

EXAM FORMAT 32

STUDYING FOR YOUR EXAM 33

WHAT TO EXPECT AT THE TEST CENTER 34

HOW TO APPEAL YOUR TEST ADMINISTRATION PROCEDURES 40

MEETING OUR SECURITY REQUIREMENTS 41

TABLE OF CONTENTS >

The Radiologist Assistant exam measures the knowledge and cognitive skills you need to perform the tasks typically required in that discipline. Consult our [content specifications](#) for the topics your exam will cover. Pearson VUE test centers offer [computer-based testing](#) for many organizations. Consider reviewing the linked document to familiarize yourself with the exam process and the online calculator.

TOP TIPS FOR A GOOD TEST EXPERIENCE



- Request [ADA accommodations](#) on your application—not at the test center ([Page 18](#)).
- Arrive 30 minutes early.
- Don't bring cell phones or other belongings into the test center ([Page 35](#)).
- Bring two valid forms of acceptable ID (see [Page 16](#)) to the test center.
- Respond by accepting the nondisclosure agreement within two minutes of accessing it ([Page 37](#)).
- Flag difficult questions and return to them if time allows.



SECTION 4

About Your Exam

EXAM FORMAT	32
STUDYING FOR YOUR EXAM	33
WHAT TO EXPECT AT THE TEST CENTER	34
HOW TO APPEAL YOUR TEST ADMINISTRATION PROCEDURES	40
MEETING OUR SECURITY REQUIREMENTS	41
TABLE OF CONTENTS >	

Exam Format

For Session 1, most questions are multiple-choice with one best answer. Some might ask you to select multiple answers from a list or to use your mouse to sort options into order. A few might ask you to use your mouse to select an image on the screen. Others might ask you to answer a multiple-choice question after viewing a short video clip. Session 1 of the Radiologist Assistant exam presents questions in random order, a method that lets you demonstrate you've learned the material well enough to access it outside a specific context.

Session 2 consists of a varied selection of the 13 case studies related to procedures identified in our [content specifications](#). Although the number of items per case may vary, the structure of the items will be similar to those in Session 1.

Your exam will also include some pilot questions. We use those to evaluate potential questions for future exams. We don't identify the pilot questions. Your answers to pilot questions won't affect your score.



EXAM FORMAT

- Most questions are multiple-choice with one best answer.
- Questions are presented in random order.



SECTION 4

About Your Exam

EXAM FORMAT 32

STUDYING FOR YOUR EXAM 33

WHAT TO EXPECT AT THE TEST CENTER 34

HOW TO APPEAL YOUR TEST ADMINISTRATION PROCEDURES 40

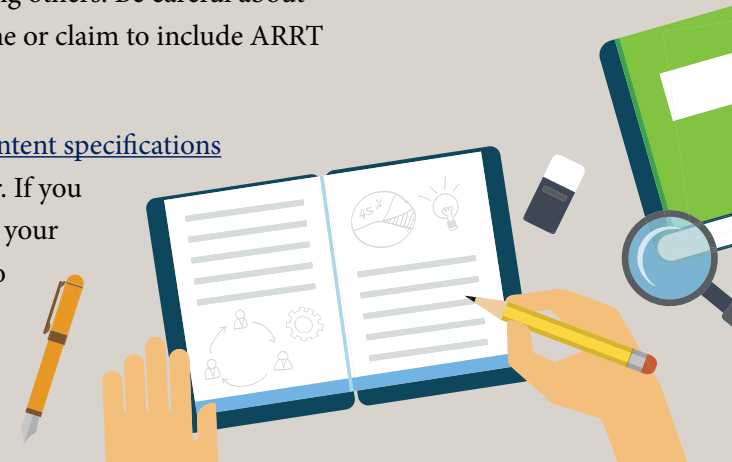
MEETING OUR SECURITY REQUIREMENTS 41

TABLE OF CONTENTS >

Studying for Your Exam

ARRT doesn't recommend or endorse any review programs, mock registries, or study guides. We don't provide lists of textbooks or study materials. That's because we build our exams using many references. To endorse one could mean overlooking others. Be careful about using study materials that use our name or claim to include ARRT test questions.

Your best resource is to consult our [content specifications](#) for a list of topics your exam will cover. If you need more information on a topic, ask your instructors or program director how to learn more about it.



QUESTIONS?

If you have questions about your exam, use your online ARRT account to contact us using Message Center. Or call us at 651.687.0048, and choose the option for earning an ARRT credential.



SECTION 4

About Your Exam

EXAM FORMAT 32

STUDYING FOR YOUR EXAM 33

WHAT TO EXPECT AT THE TEST CENTER 34

HOW TO APPEAL YOUR TEST ADMINISTRATION PROCEDURES 40

MEETING OUR SECURITY REQUIREMENTS 41

TABLE OF CONTENTS >

What to Expect at the Test Center

Pearson VUE test centers offer [computer-based testing](#) for many organizations. You'll likely be in a room with people taking tests that aren't ARRT exams. Consider reviewing the linked document to familiarize yourself with the exam process.

No testing environment is completely free of noise. If you're concerned about distractions, request earplugs or noise-reduction headphones before beginning your exam.

Most of the test centers are in small office parks. You can find driving directions to all test centers by visiting the [Pearson VUE website](#), clicking on Find a Test Center, and clicking on Test Center Information. You'll receive driving directions in your confirmation email.

There won't be room for friends, relatives, or children to wait with you. And no one may contact you during your exam.

BE EARLY

Be sure to arrive at least 30 minutes before your scheduled appointment. That gives you enough time to check in. If you arrive 15 minutes or more **after** your scheduled appointment, you might have to forfeit your appointment. In that case, Pearson VUE will inform ARRT that you failed to take the exam. Although we won't refund your application fee—and you'll have to reapply and pay a new fee to take the exam on a future exam administration date—a late arrival won't count as an examination attempt.

WEAR APPROPRIATE CLOTHING

Because the test room might be warm or cold, dress in layers. Keep in mind that you can't wear outerwear or hooded clothing in the test room. Instead, bring a sweater, blazer, or hoodless sweatshirt. You may wear head scarves, hair wraps, and head coverings for cultural and medical reasons only.

Pearson VUE staff will visually inspect those coverings before seating you for your exam. Be ready to empty your pockets before entering the test room.



Be sure to arrive at least **30 minutes before** your scheduled appointment.



SECTION 4

About Your Exam

EXAM FORMAT 32

STUDYING FOR YOUR EXAM 33

WHAT TO EXPECT AT THE TEST CENTER 34

HOW TO APPEAL YOUR TEST ADMINISTRATION PROCEDURES 40

MEETING OUR SECURITY REQUIREMENTS 41

TABLE OF CONTENTS >

LEAVE PERSONAL BELONGINGS IN A LOCKER

You must leave all personal items in a secure locker at the test center. Because Pearson VUE assumes no responsibility for lost items, you might want to leave personal items in your car or at home.

For example, you can't bring purses, wallets, backpacks, or similar items into the test room. Don't wear anything, such as jewelry or a smart watch, that might make noise and distract others. Don't wear jewelry or hair clips that are more than a quarter-inch wide. You'll have to remove them, because they could be a way to circumvent exam security. Cell phones aren't allowed in the test room, and neither are notes, scratch paper, pencils, or pens. Finally, don't bring a calculator to the test center—you won't be able to use it. Pearson VUE will give you a basic four-function calculator if you ask for one; there's also a basic and scientific calculator on the computer.

After you put your personal items in a locker, you'll have access to them only if:

- You have an ADA accommodation to retrieve something related to a medical condition.
- It's your exam break. In that case, you may retrieve snacks or lunch from your locker, but nothing else.

Having access to any electronic device, books or papers during the break is strictly prohibited.



REMEMBER

Cell phones aren't allowed in the test room, and neither are notes, scratch paper, pencils, or pens.



SECTION 4

About Your Exam

EXAM FORMAT 32

STUDYING FOR YOUR EXAM 33

WHAT TO EXPECT AT THE TEST CENTER 34

HOW TO APPEAL YOUR TEST ADMINISTRATION PROCEDURES 40

MEETING OUR SECURITY REQUIREMENTS 41

TABLE OF CONTENTS >

BRING PROPER IDENTIFICATION

Be sure to bring proper identification (see [Page 16](#)).

CHECK IN

Pearson VUE staff will ask you to sign a digital signature pad. That signature gives your consent for ARRT and Pearson VUE to retain and transmit your personal data and exam responses as needed.

Next, Pearson VUE will scan your palm vein and take your photograph. The palm-vein reader uses a safe, near-infrared light source (similar to a television remote control). It takes the place of fingerprinting. If you were ever fingerprinted for an ARRT exam, you'll have to provide a fingerprint match at the test center, then enroll in the palm-vein recognition system.

ARRT and Pearson VUE will use your palm vein information for authentication purposes only. We won't share it with any other organization.

If you asked for and received approval for ADA accommodations, bring your ARRT letter (original or a copy) approving the accommodations to Pearson VUE. Give it to staff when you check in.



REMEMBER

If you asked for and received approval for ADA accommodations, bring your ARRT letter approving them to Pearson VUE. Give it to staff when you check in.



SECTION 4

About Your Exam

EXAM FORMAT 32

STUDYING FOR YOUR EXAM 33

WHAT TO EXPECT AT THE TEST CENTER 34

HOW TO APPEAL YOUR TEST ADMINISTRATION PROCEDURES 40

MEETING OUR SECURITY REQUIREMENTS 41

TABLE OF CONTENTS >

GO THROUGH ORIENTATION

Pearson VUE staff will give you a short orientation. Then you'll have to read the [ARRT Rules Agreement](#) and sign an agreement stating that you understand it. Although Pearson VUE staff can answer general questions about test-taking procedures, they won't have answers to questions about our exam content or test functionality.

Next, a staff member will give you a booklet and marker before escorting you to an assigned workstation, where you'll begin an optional tutorial. We recommend taking the time to view the tutorial. You'll be able to test the two types of calculators and learn about the review portion of the exam. The tutorial enables you to familiarize yourself with the format of our questions. It also lets you try out the online calculator.

There will be a short delay between the end of the tutorial and the appearance of the Nondisclosure Agreement. **Don't write on the booklet until you've accepted the Nondisclosure Agreement.**



SIGN THE NONDISCLOSURE AGREEMENT IN TWO MINUTES!

After you complete the tutorial, a nondisclosure agreement will appear on your computer screen. **You must sign the agreement within two minutes of its appearance.** A timer appears on your screen.

If you don't answer the question, we'll assume that you disagree, and:

- Pearson VUE will end your exam.
- You won't be able to take the exam that day.
- Although your appointment won't count as an attempt under our three-year, three-attempt policy (see [Page 13](#)), you'll have to obtain a new exam window by reapplying and paying the reapplication fee.

THE EXAM WON'T PROCEED UNTIL YOU SIGN THIS NONDISCLOSURE AGREEMENT:

This exam is confidential and is protected by copyright law. You are expressly prohibited from disclosing, publishing, reproducing or transmitting this exam, in whole or in part, in any form or by any means, oral or written, electronic or mechanical, for any purpose.

By signing, you agree that you won't disclose exam questions in any form or remove them from the test center. Follow the prompts to accept or reject the agreement. If you reject it, let test center staff know that you're done with the exam. If you reject the agreement but later want to take the exam, you'll have to reapply and pay the reapplication fee.

Learn more about our security requirements (see [Page 41](#)).



SECTION 4

About Your Exam

EXAM FORMAT 32

STUDYING FOR YOUR EXAM 33

WHAT TO EXPECT AT THE TEST CENTER 34

HOW TO APPEAL YOUR TEST ADMINISTRATION PROCEDURES 40

MEETING OUR SECURITY REQUIREMENTS 41

TABLE OF CONTENTS >

TAKE THE EXAM

You must remain in your assigned seat during and after the exam, unless a Pearson VUE staff member authorizes you to leave. If you need to leave the room, raise your hand for permission. Pearson VUE staff will scan your palm when you leave and scan it again before you re-enter the room.

Keep in mind that you won't get extra test-taking time if you leave the room. As an R.R.A. candidate, you still must remain inside the test center building during your break, and you can access snacks from your locker only during the break.

You can't leave the test center building before completing your exam—even if you have ADA accommodations. If you leave the building, we'll cancel your score, and your exam will count as one of your test attempts. You'll have to reapply and pay the reapplication fee if you want to take the exam again. You might also have to undergo an ethics review.

When you complete your exam, raise your hand and wait for a Pearson VUE employee to collect your booklet. Pearson VUE staff will scan your palm once more before you leave the test center.

ASK FOR HELP

If you have concerns or need help, raise your hand to alert test center staff. Staff members can bring you a handheld calculator, earplugs, noise-reducing headphones, or another erasable booklet. You may ask for replacements during your exam, but you can't remove the materials from the test room. Don't leave the test center building before completing your exam.

Raise your hand if you need help adjusting your computer screen or you suspect a problem with the computer.

Unless you've received advance approval for ADA accommodations, you may only access items from your locker during your break.

EXAM RULES

- Remain in your seat during and after the exam.
- If you need to leave the room, raise your hand.
- Unless you've received advance approval for ADA accommodations, you may only access items from your locker during your break.
- When you complete your exam, raise your hand.
- Don't leave the test center building before completing your exam.



SECTION 4

About Your Exam

EXAM FORMAT 32

STUDYING FOR YOUR EXAM 33

WHAT TO EXPECT AT THE TEST CENTER 34

HOW TO APPEAL YOUR TEST ADMINISTRATION PROCEDURES 40


MEETING OUR SECURITY REQUIREMENTS 41

TABLE OF CONTENTS >

PACE YOURSELF

The Radiologist Assistant exam can take nearly seven hours. Use your time well. You can see how much time remains in your exam session by looking at the top right corner of your computer screen.

The chart below shows the amount of time we allow for each part of the exam.

REGISTERED RADIOLOGIST ASSISTANT 			
Session 1 Scored (Pilot) Items	200 (30)	Session Break	30 minutes
Session 2 Scored (Case Study)*	30 (20)	Tutorial	8 minutes
Approximate Total Items	280	NDA	2 minutes
Test Session 1 (Selected Response)	240 minutes	Survey	10 minutes
Test Session 2 (Case Study)*	120 minutes	Appointment Length	410 minutes (6 hours, 50 minutes)

*The number of items in the case study section (Session 2) will vary.

You must answer each question before the computer lets you move on to the next. If you're not sure of the answer, guess—and flag the question. If you have time at the end, you can return to the question and review your answer. **Once a session ends, you can't go back to it.**

Your exam score is based on the number of correct answers you give. It's in your best interest to answer all the questions, even if you must guess.

WE VALUE YOUR OPINION

That's why we provide two opportunities at the test center for you to let us know your thoughts.

- You may leave comments for us about any question at the time you answer it. Just click the Comment button at the top of the page.
- At the end of your exam, we also offer a survey about your overall testing experience. Don't use the survey to comment on specific questions.



REMEMBER

Your exam score is based on the number of correct answers you give. It's in your best interest to answer all the questions, even if you must guess.



SECTION 4

About Your Exam

EXAM FORMAT 32

STUDYING FOR YOUR EXAM 33

WHAT TO EXPECT AT THE TEST CENTER 34

HOW TO APPEAL YOUR TEST ADMINISTRATION PROCEDURES 40

MEETING OUR SECURITY REQUIREMENTS 41

TABLE OF CONTENTS >

How to Appeal Your Test Administration Procedures

Pearson VUE works with us to administer our exams in a comfortable and safe environment. Rarely, you might encounter technical difficulties at a test center. If that happens, alert a Pearson VUE employee immediately. In most cases, you'll be able to continue your exam session. If you can't complete your exam because of severe technical difficulties, we'll make reasonable accommodations.

TO APPEAL

If you think the administration of your exam differed **substantially** from normal testing procedures, you may request a review of the procedures. Verify that the test center administrator will file a report **before** you leave the test center—and request a copy of the incident number from that report. Complete and submit an [Eligibility Appeal Request Form](#). Provide supporting documentation and as much detail as possible.

We'll investigate complaints if you send them to us within **two business days** of your exam, before you receive your official results. To make sure we get your form on time, fax it to 651.681.3295.

If we find that substantive deviations from normal testing procedures occurred, we'll cancel your original score and allow you to retake the exam at no cost. We **won't** adjust your score based on our review.



HOW TO APPEAL

If you think the administration of your exam differed **substantially** from normal testing procedures, you must send your appeal to us within two business days of taking your exam.



SECTION 4

About Your Exam

EXAM FORMAT 32

STUDYING FOR YOUR EXAM 33

WHAT TO EXPECT AT THE TEST CENTER 34

HOW TO APPEAL YOUR TEST ADMINISTRATION PROCEDURES 40

MEETING OUR SECURITY REQUIREMENTS 41

TABLE OF CONTENTS >

Meeting Our Security Requirements

ARRT credentials are valuable. Some employers require ARRT certification and registration for their technologists, and many states use our exam as a basis for issuing licenses. Everywhere, patients entrust R.T.s and R.R.A.s with their health and well-being.

That's why security is so important. We want to ensure that people who pass ARRT exams do so by preparing themselves to perform high-quality patient care—not by having advance access to our questions.

REMEMBER: YOU AGREE TO COMPLY

When you apply for certification and registration with ARRT, you agree to comply with our exam security requirements. You'll find the complete wording in Section 3.02 of [ARRT Rules and Regulations](#) and more information about subversion in Rule 4 of our Rules of Ethics, in [ARRT Standards of Ethics](#). Not meeting these regulations can result in ARRT sanctions, up to and including a determination of ineligibility (see [Page 23](#)) or revocation of your ARRT credential.

In short, never disclose information about our exams by using language that is substantially similar to the wording of our questions or answer options. This rule includes (but isn't limited to) disclosing such privileged information to, or receiving such privileged information from:

- Students in educational programs
- Graduates of educational programs
- Educators
- Anyone involved in preparing candidates to take an ARRT exam



REMEMBER

Never disclose information about our exams by using language that is substantially similar to the wording of our questions or answer options.



SECTION 4

About Your Exam

EXAM FORMAT 32

STUDYING FOR YOUR EXAM 33

WHAT TO EXPECT AT THE TEST CENTER 34

HOW TO APPEAL YOUR TEST ADMINISTRATION PROCEDURES 40

MEETING OUR SECURITY REQUIREMENTS 41

TABLE OF CONTENTS >

WHAT'S OK TO SAY?

We know that taking an ARRT exam is an important event. People will ask you how it went, and you'll probably want to talk about your experience. Here are some examples of what's OK to say—and what isn't.

SCENARIO	Your instructor or program director asks you to "stop by" after the exam and talk about how it went.
WHAT'S OK	You can talk about your general experience ("I didn't think the test was as difficult as I'd expected").
WHAT'S NOT OK	Your instructor or program director shouldn't ask about any details of the exam—and you can't give more information about the exam content than appears in our content specifications.
BOTTOM LINE	If anyone —even an instructor or program director—asks you to reveal any of ARRT's questions or answer options, you must report that person to the ARRT Ethics Committee. If you start to reveal exam content, the person you're talking to should stop you right away. Revealing content could subject you both to ARRT's ethics process.

SCENARIO	You tell another candidate, "The test was very difficult. I felt I didn't have enough time."
WHAT'S OK	This is OK because you're simply telling someone how you felt about the exam. You aren't revealing any of ARRT's questions or answer options.
WHAT'S NOT OK	It's not OK for someone to ask you about the specific wording of the exam's questions or answer options.
BOTTOM LINE	If you share any of the questions or answer options on an ARRT exam, you might find yourself part of an ARRT ethics investigation and/or a legal complaint.



SECTION 4

About Your Exam

EXAM FORMAT 32

STUDYING FOR YOUR EXAM 33

WHAT TO EXPECT AT THE TEST CENTER 34

HOW TO APPEAL YOUR TEST ADMINISTRATION PROCEDURES 40

MEETING OUR SECURITY REQUIREMENTS 41

TABLE OF CONTENTS >

SCENARIO	You tell your instructor, “You didn’t teach me about this subject. They asked [specific question] and I felt unprepared.”
WHAT’S OK	It’s never OK to report a specific question, or the answer options, to anyone.
WHAT’S NOT OK	It’s not OK—and it never will be—to report a specific question, or the answer options, to anyone.
BOTTOM LINE	Throughout the application and exam process, you’ll sign numerous documents saying you won’t share exam questions or options for answers with anyone. We expect you to honor those contracts. If you don’t, you might find yourself part of an ARRT ethics investigation and/or a legal complaint.

SCENARIO	You tell another candidate that the exam included multiple-choice and sorted-list questions.
WHAT’S OK	This is OK, because the format of the exam is public information that appears in this handbook.
WHAT’S NOT OK	It’s not all right to reveal anything other than what appears in this handbook, in our content specifications, or on our website.
BOTTOM LINE	There’s no problem if you limit your conversation to public information, such as what appears in this handbook or on our website.

SCENARIO	You tell another candidate, “I didn’t understand this question. Do you know what the test was asking?”
WHAT’S OK	It’s never OK to report a specific question, or the answer options, to anyone.
WHAT’S NOT OK	It’s not OK—and it never will be—to report a specific question, or the answer options, to anyone.
BOTTOM LINE	Throughout the application and exam process, you’ll sign numerous documents saying you won’t share exam questions or options for answers with anyone. We expect you to honor those contracts. If you don’t, you might find yourself part of an ARRT ethics investigation and/or a legal complaint.



SECTION 4

About Your Exam

EXAM FORMAT 32

STUDYING FOR YOUR EXAM 33

WHAT TO EXPECT AT THE TEST CENTER 34

HOW TO APPEAL YOUR TEST ADMINISTRATION PROCEDURES 40

MEETING OUR SECURITY REQUIREMENTS 41

TABLE OF CONTENTS >

SCENARIO	You tell another candidate, “If I were you, I’d bring a sweater. The test room was cold.”
WHAT’S OK	This is fine. You’re simply telling someone else about the test site environment. You aren’t revealing any of ARRT’s questions or options for answers.
WHAT’S NOT OK	If the conversation continues, and the other person asks specific questions about the exam, don’t answer them.
BOTTOM LINE	If you share any of the questions or answer options on an ARRT exam, you might find yourself part of an ARRT ethics investigation and/or a legal complaint.

SCENARIO	Another candidate asks you, “Were there a lot of questions on [specific topic]?”
WHAT’S OK	It’s never OK to report a specific question, or the answer options, to anyone. In addition, you can’t give more information about the exam content than appears in our content specifications.
WHAT’S NOT OK	Never ask for or give more specific information than what appears in our content specifications, in this handbook, or on our website.
BOTTOM LINE	If someone asks you to reveal ARRT’s exam questions or answer options, the conversation violates both the ARRT Standards of Ethics and the legal contract that all candidates sign. If someone asks you a question like this, show that person our content specifications and warn the person about the consequences of revealing ARRT’s exam questions or answer options.

DON’T SHARE DETAILS ABOUT ARRT’S EXAMS

ARRT owns the copyright to our exam questions and to the options we offer as answers. In addition, subverting the integrity of ARRT’s exams is illegal under the [Minnesota Exam Subversion Law](#). You can find more information about [exam security](#) on our website.



SECTION 4

About Your Exam

EXAM FORMAT 32

STUDYING FOR YOUR EXAM 33

WHAT TO EXPECT AT THE TEST CENTER 34

HOW TO APPEAL YOUR TEST ADMINISTRATION PROCEDURES 40

MEETING OUR SECURITY REQUIREMENTS 41

TABLE OF CONTENTS >

EXPECTED CONDUCT AT THE TEST CENTER

Pearson VUE staff will watch you while you're completing your exam. They'll also make video and audio recordings of the test session. Both observation and a statistical analysis of your test responses can serve as grounds for determining misconduct.

Actions That Would Result in Score Cancellation

Your score will be canceled, you'll have to reapply and pay the fee, and your exam will count as one of your test attempts if you:

- Retrieve or use a cell phone, smart watch, or other electronic device anytime during your exam appointment.
- Remove study materials or any unapproved items from your locker.
- Leave the test center building before you complete your exam.

Be aware that ARRT has a zero-tolerance policy for test center misconduct. If you do any of those things, Pearson VUE staff will end your exam and file an incident report with us. Electronic devices include (but aren't limited to) cell phones; any communication, recording or listening device (such as media players); removable storage devices; personal digital assistants (PDAs); smart watches; calculators or computing watches; scanning pens; laptop computers, tablets, or any computer device; and cameras and other photographic devices.



BE AWARE

ARRT has a zero-tolerance policy for test center misconduct.



SECTION 4

About Your Exam

EXAM FORMAT 32

STUDYING FOR YOUR EXAM 33

WHAT TO EXPECT AT THE TEST CENTER 34

HOW TO APPEAL YOUR TEST ADMINISTRATION PROCEDURES 40

MEETING OUR SECURITY REQUIREMENTS 41

TABLE OF CONTENTS >

Other Misconduct

Other misconduct includes, but isn't limited to:

- Having access to papers, pamphlets, books, notebooks, or study materials during your exam
- Giving or receiving unauthorized help
- Attempting to take the exam for someone else
- Having someone else take an exam for you
- Failing to follow the instructions of Pearson VUE staff
- Tampering with the computer
- Attempting to use the computer for any function other than completing the exam
- Attempting to remove test content—in any format—from the test center
- Creating a disturbance

If you demonstrate misconduct or irregular behavior, we'll withhold your exam scores. We can also take measures including barring you from future exams, ending your exam, and canceling your scores for this and any previous exam. If you already hold an ARRT credential, we can deny your renewal; revoke or suspend your certification and registration; and take other actions as appropriate.



BE AWARE

If you demonstrate misconduct or irregular behavior, we'll withhold your exam scores—and we could bar you from future exams or cancel your scores.



SECTION 5

About Your Score

HOW TO INTERPRET YOUR SCORE REPORT 48

REQUIREMENTS FOR PASSING THE EXAM 49

WHEN WE'LL CANCEL YOUR SCORE 50

HOW TO APPEAL YOUR SCORE 51

WHAT HAPPENS IF YOU DON'T PASS 52

TABLE OF CONTENTS >

After your exam, Pearson VUE will return all data to ARRT. We'll complete an analysis of your exam. We take this step to ensure that the official score you receive is accurate.

[Learn how we score exams.](#)

If we have proper documentation of your eligibility, within 30 calendar days of your exam date we'll mail an official score report to the address we have on record for you. Call us if four weeks go by and you don't receive your scores—but be aware that we won't give your exam results over the phone. You can also check the [Verify Credentials](#) page of our website. It will reflect your certification and registration status within about three weeks of your exam date.

If you change your address, be sure to update it in your online account. Otherwise your score reports might not reach you, and you'll have to pay for additional copies.



SECTION 5

About Your Score

HOW TO INTERPRET YOUR SCORE REPORT 48

REQUIREMENTS FOR PASSING THE EXAM 49

WHEN WE'LL CANCEL YOUR SCORE 50

HOW TO APPEAL YOUR SCORE 51

WHAT HAPPENS IF YOU DON'T PASS 52

TABLE OF CONTENTS >

How to Interpret Your Score Report

We use scaled scores rather than raw scores to report your exam results. A raw score is the number of questions you answered correctly. A scaled score is more meaningful, because it considers the difficulty of each version of a test in comparison to other versions of the test. In other words, a scaled score of 75 represents the same level of performance—regardless of which version of an exam you took.

Scaled scores for ARRT's exams range from 1 to 99. Section scores range from 0.1 to 9.9; we report them in tenth-point intervals (e.g., 8.1, 8.2, etc.). Your overall score comes from the total number of items you answer correctly—not from your section scores. Because our test sections differ in length, you won't get your total score simply by averaging your section scores.

Use the section scores to review your strengths and weaknesses in content categories. You can generally interpret a section score of 8.1 as equivalent to a scaled score of 81 had that section made up the entire exam. Keep in mind, though, that because section scores come from a smaller number of questions than exam scores, section scores aren't as reliable as total scores.



If you score relatively lower in some areas, consider earning [continuing education credits](#) in those areas to increase your knowledge of those topics.



SECTION 5

About Your Score

HOW TO INTERPRET YOUR SCORE REPORT 48

REQUIREMENTS FOR PASSING THE EXAM 49

WHEN WE'LL CANCEL YOUR SCORE 50

HOW TO APPEAL YOUR SCORE 51

WHAT HAPPENS IF YOU DON'T PASS 52

TABLE OF CONTENTS >

Requirements for Passing the Exam

YOU NEED A SCALED SCORE (SEE PAGE 48) OF 75 TO PASS THE RADIOLOGIST ASSISTANT EXAM

We conduct studies to determine the number of correct answers needed to earn a scaled score of 75. ARRT and panels of experts from the RA discipline periodically review our passing scores to ensure their validity.

Remember that passing an exam doesn't make you eligible for certification and registration. You also must meet our education and ethics requirements. See [Section 1](#) of this handbook.



QUESTIONS?

If you have questions about your score, use your online ARRT account to contact us using Message Center. Or call us at 651.687.0048, and choose the option for earning an ARRT credential.



SECTION 5

About Your Score

HOW TO INTERPRET YOUR SCORE REPORT 48

REQUIREMENTS FOR PASSING THE EXAM 49

WHEN WE'LL CANCEL YOUR SCORE 50

HOW TO APPEAL YOUR SCORE 51

WHAT HAPPENS IF YOU DON'T PASS 52

TABLE OF CONTENTS >

When We'll Cancel Your Score

Be aware that ARRT can cancel your test scores in specific instances, which include but aren't limited to these:

- We determine that you haven't met your education or ethics eligibility requirements.*
- There's evidence that the security of the exam you took was compromised—even without evidence that you knowingly compromised our security.
- Your Candidate Status Report has a message indicating we're holding your score (see [Page 27](#)), and you don't satisfy that condition within six months of your exam date.*
- You provide inaccurate or incomplete information or fees. (If that happens, we can cancel your scores or hold your results for six months; if you don't resolve the issue by then, we'll cancel your scores and count your attempt.)
- You experience severe technical difficulties during your exam. (If that happens, we'll investigate the circumstances and arrange for a makeup exam at no additional cost to you.)

* In such cases, you'll forfeit your application fee, and your exam will count as one of your three attempts (see [Page 13](#)). In addition, we'll expect you to cooperate in any investigations of the circumstances surrounding such instances.

Once we've canceled your scores, they won't be valid for certification and registration. In such an instance, you'd have to retake the exam.



QUESTIONS?

If you have questions about your score, use your online ARRT account to contact us using Message Center. Or call us at 651.687.0048, and choose the option for earning an ARRT credential.



SECTION 5

About Your Score

HOW TO INTERPRET YOUR SCORE REPORT 48

REQUIREMENTS FOR PASSING THE EXAM 49

WHEN WE'LL CANCEL YOUR SCORE 50

HOW TO APPEAL YOUR SCORE 51

WHAT HAPPENS IF YOU DON'T PASS 52

TABLE OF CONTENTS >

How to Appeal Your Score

We use several quality control procedures to make sure all exams are scored accurately. If you think your exam score is wrong, however, you may request a review.

- Complete and submit an [Eligibility Appeal Request Form](#). Be sure to include all supporting documentation.
- Follow the instructions at the beginning of the form.
- Provide as much detail as possible.
- Include the [nonrefundable fee](#).
- Mail to: ARRT, 1255 Northland Dr., St. Paul, MN 55120, Attn: Eligibility Appeals
- Postmark it within 14 calendar days of the postmark date on the envelope in which your score report arrives.

We'll review your responses to each question, compare those responses to the answer key, and recalculate both your raw scores and scaled scores. You'll receive our findings no more than 60 business days after we receive your request. If we find any scoring errors, we'll cancel your original score and provide you with your corrected score.

We'll rescore only your most recent exam attempt.



APPEALING A SCORE?

Send your appeal to:

1255 Northland Dr.
St. Paul, MN 55120
ATTN:
Eligibility Appeals

Do so within 14 calendar days of the postmark date on the envelope in which your score report arrives.



SECTION 5

About Your Score

HOW TO INTERPRET YOUR SCORE REPORT 48

REQUIREMENTS FOR PASSING THE EXAM 49

WHEN WE'LL CANCEL YOUR SCORE 50

HOW TO APPEAL YOUR SCORE 51

WHAT HAPPENS IF YOU DON'T PASS 52

TABLE OF CONTENTS >

What Happens If You Don't Pass

If you don't pass the exam on your first or second try, we'll send a reapplication form along with your score report. You can find the [reapplication fee](#) on our website. If you don't pass on your third attempt, we'll send you information on how to requalify to take the exam.

Be aware that we regularly update our exam content specifications. If you plan to retake the exam, compare the [content specifications](#) on our website to those you used for your previous attempt. You might need to prepare for new content on your next attempt.

Remember

You have three years and three attempts to pass the exam (see [Page 13](#)). If we receive your reapplication and fees by the postmark deadline for the next administration of the exam, but your three-year limit expires before the exam administration date, we'll return your reapplication and fees without processing. You'll have to requalify before you can take an ARRT exam (see [Page 24](#)).



REMEMBER

We regularly update our exam [content specifications](#). If you plan to retake an exam, compare the content specifications on our website to those you used for your previous attempt.



Maintaining Your Credential

TABLE OF CONTENTS >

Once you've met our education, ethics, and exam requirements, you'll earn our R.R.A. credential. While you keep your certification and registration current, you'll be eligible to use the term Registered Radiologist Assistant and the abbreviation R.R.A. with your name.

Visit your online ARRT account for details about [maintaining your credential](#). To learn more now, review our [Guide to Maintaining Your Credential](#). Be aware that you'll need to complete the following three types of requirements throughout your career:

- 1 Renew your credential every year.
- 2 Complete your Continuing Education Requirements every two years.
- 3 Fulfill your Continuing Qualifications Requirements every 10 years.



If you're interested in earning additional credentials, review our [Primary Eligibility Pathway Handbook](#) and [Postprimary Eligibility Pathway Handbook](#) to learn more.



For More Information

[TABLE OF CONTENTS >](#)

You can find much more information at our website: arrt.org. Here are some specific pages you might want to visit:

HANDBOOKS

[Primary Eligibility Pathway Handbook](#)

[Postprimary Eligibility Pathway Handbook](#)

[Reinstatement of Certification and Registration by Examination Handbook](#)

[Handbook for State Candidates](#)

GOVERNING DOCUMENTS

[ARRT Rules and Regulations](#)

[ARRT Standards of Ethics](#)

[ARRT Education Requirements for Obtaining and Maintaining Certification and Registration](#)

[ARRT Examination Requirements for Obtaining Certification and Registration](#)

SUPPORTING DOCUMENT

[ARRT Stakeholder Document](#)

EXAM INFORMATION

[Exam Content Specifications](#)

[Clinical Experience Requirements](#)

[Structured Education Requirements](#)

[Didactic/Clinical Competency Requirements](#)

[Computer-Based Testing Overview](#)

OTHER

[ARRT Video Library](#)

[Accreditation Agencies That ARRT Recognizes](#)

[Educational Programs That ARRT Verifies](#)

[Eligibility Appeal Request Form](#)

[Maintaining Your Credentials](#)

[Name Change Form](#)

[State Licensing Entities](#)

