COMMERCIAL TRUCK TIRES

PRODUCT MANUAL

JANUARY 2018

ROADMASTER TIRES™

ENGINEERED BY COOPERTIRES

WE KNOW NORTH AMERICAN ROADS

STEER / ALL-POSITION

RM180+ EM (page 2) | RM234 EM (page 3) | RM185 (page 4) | RM185HH (page 5) | RM170 (page 6) | RM230 HH (page 7) | RM230 WH (page 8) | RM230 HH+ (page 9) | RM230 WB (page 10) | RM332 WB (page 11)

DRIVE

RM852 EM (page 12) | RM275 (page 13) | RM254 (page 14) | RM253 (page 15) | RM300 HH (page 16)

TRAILER

RM872 EM (page 17) | RM272 (page 18) | RM120 (page 19)

ROADMASTER TIRES™
ENGINEERED BY COOPERTIRES

Visit cooperworld.net for up-to-date spec information.

Customer Service: **800.847.3777**
Consumer Relations: **800.854.6288**
Home Office: **419.423.1321** or **800.537.9523**
Visit us at **www.RoadmasterTires.com**

Additional information:

	Page
Steer & All-Position Tires	2-11
Drive Tires	12-17
Trailer Tires	18-19
Tire Selection Guide	20
RMT Load and Inflation Table	21
Warranty	22
Cooper Cares-Pondence	23-25
RMA Reference Materials	26
Service Bulletins	27-30
Government Standards	31
Commercial Truck Tire and Vehicle Safety	32
Reading a Commercial Truck Tire Sidewall	34-35
Tire Size Designations	36
Tire Specifications Definitions	37
Tread Design Selection and Definitions	38
Fuel Efficiency	39
SmartWay Verified	39

Roadmaster
Commercial Truck Tire Size Matrix

		STEER / ALL-POSITION										DRIVE					TRAILER		
		Long Haul	Regional			P&D	On / Off-Road					Long Haul		Regional	P&D	On/Off-Road	Long Haul		
Rim Diameter	Size	RM180+ EM	RM234 EM	RM185	RM185HH	RM170	RM230 HH	RM230 WH	RM230 HH+	RM230 WB	RM332 WB	RM852 EM	RM275	RM254	RM253	RM300 HH	RM872 EM	RM272	RM120
18	245/70R17.5																	J	
	215/75R17.5					H													
	235/75R17.5					J													
20	225/70R19.5					F / G									F / G				
	245/70R19.5					G / H									G / H				
	265/70R19.5					G													
	285/70R19.5					+ H													
23	385/65R22.5									L	L								
	425/65R22.5									L	L								
	255/70R22.5																	H	
	275/70R22.5						J											J	
	295/75R22.5	G / H	G / H	G								G	G	G			G	G	G
	315/80R22.5				J			L	L										
	10R22.5					G													
	11R22.5	G / H	G / H	G / H			H					G / H	G / H	G / H		H	G	G	G / H
	12R22.5						H												
25	285/75R24.5	G	G	G								G	G	G			G		G
	11R24.5	G / H	G / H	G / H			H					G / H	G / H	G / H		H	G		G / H
	12R24.5						H												

\+ Availability to be announced

Competitive Comparison

Roadmaster	RM180+ EM*	RM234 EM*	RM185*	RM185HH	RM170	RM230 HH RM230 HH+	RM230 WH	RM230 WB RM332 WB	RM852 EM*	RM275	RM254	RM253	RM300 HH	RM872 EM*	RM272	RM120
Michelin	X Line Energy Z*	XZE2	X Multi Energy Z*	XZA 1	XZE	X Works Z	XZUS2	XZY3	XDA Energy*	XDA5+	X Multi D*	XDS2	X Works XDY	XTA Energy*	XTE/XZE	
Yokohama	101ZL Spec -2*	108R*	RY023*	104ZR Spec-2*	RY023*	MY507	MY627W Spec-2	MY507A	703ZL*	TY577	SY767	TY303	LY053	RY587*	RY023*	RY587*
Firestone	FS591*	FS561	FS560 Plus	FS400	FS561	T819	FS820	FS818	FD691*	FD690 Plus	FD663	FD690 Plus	FD835	FT491*		FT491*
Hankook	AL11*	AH24*	AH12	AH11s	AH11*	AM06	AM09+	AM15	DL11*	DL07	DH06	DH07	DM04	TL01*	AH12	TL01*
Bridgestone	R283A Ecopia*	R268 Ecopia*	R268 Ecopia*	R249	R238	M853	M860A	M854	M710 Ecopia*	M726 ELA	M770	M729F	M775	R197 Ecopia*	R250 ED	R196
Goodyear	Fuel Max LHS*	G661 HSA	Fuel Max RSA*	G291	Endurance RSA	G751 MSA	Endurance WHA	G296	Endurance LHD*	G572 1AD*	G182 RSD	G622	G741 MSD	Fuel Max LHT*	G619 RST	G316*

**SmartWay Verified.*

RM180+EM

ROADMASTER TIRES™
ENGINEERED BY COOPERTIRES

LONG HAUL
STEER APPLICATION
SMARTWAY VERIFIED

The RM180+EM is a long haul steer tire that is SmartWay verified. The modern tread pattern and high tensile strength four-belt construction combine to provide the retreadability, treadwear and fuel efficiency to meet your fleet's requirements.

EM ENERGY MAX FUEL EFFICIENT COMPOUND
The tire's tread design and rubber compounding provides low tire rolling resistance and contributes to fuel efficiency, earning SmartWay verification.

SMARTWAY VERIFIED
LOW ROLLING RESISTANCE TIRE
Tire design and rubber compounding provide low tire rolling resistance and contribute to fuel efficiency.

MODERN HIGHWAY TREAD PATTERN WITH OPTIMIZED FOOTPRINT SHAPE
Computer designed tread pattern and footprint shape providing even wear and minimized strain energy density.

DECOUPLING GROOVES
Resist uneven shoulder wear in long haul applications.

Material #	Tire Size, Load Range / Ply Rating, Service Description & Max Speed	(Measured) Approved Rim Widths	Max. Inflation Pressure **psi** **kPa**	Single Max. Load **lb./kg**	Dual Max. Load **lb./kg**	Overall Diameter **inch** **mm**	Section Width **inch** **mm**	Static Loaded Radius **in./mm**	Dual Spcg. **inch** **mm**	REVs **miles** **kilo**	Tread Depth **32nds** **mm**	Buff Rad. **inch** **mm**	Buff Width **inch** **mm**	Ship Wt. **lbs.** **kg**	UPC
90000022541	295/75R22.5 G/14 144/141L 75 mph	(9.0) 8.25-9.0	110	6,175	5,675	40.04	11.10	18.70	13.2	518	18.0	26	8.74	108	029142816119
	120 km/h		760	2,800	2,575	1,017	281	475	335	322	14.4	660	222	49.2	
90000022542	295/75R22.5 H/16 149/146L 75 mph	(9.0) 8.25-9.0	125	7,160	6,610	40.12	10.90	18.74	13.2	517	18.0	26	8.74	110	029142816126
	120 km/h		850	3,250	3,000	1,019	278	476	335	321	14.4	660	222	49.9	
90000022531	11R22.5 G/14 144/142L 75 mph	(8.25) 7.5-8.25	105	6,175	5,840	41.38	11.00	19.29	12.5	501	18.0	26	8.74	112	029142816041
	120 km/h		720	2,800	2,650	1,051	280	490	318	311	14.4	660	222	51.1	
90000022540	11R22.5 H/16 146/143L 75 mph	(8.25) 7.5-8.25	120	6,610	6,005	41.38	11.00	19.29	12.5	501	18.0	26	8.74	114	029142816102
	120 km/h		830	3,000	2,725	1,051	280	490	318	311	14.4	660	222	51.9	
90000022545	285/75R24.5 G/14 144/141L 75 mph	(8.25) 8.25-8.25	110	6,175	5,675	41.46	10.70	19.45	12.5	500	18.0	26	8.74	114	029142816157
	120 km/h		760	2,800	2,575	1,053	272	494	318	311	14.4	660	222	52.0	
90000022543	11R24.5 G/14 146/143L 75 mph	(8.25) 7.5-8.25	105	6,610	6,005	43.35	10.90	20.28	12.5	478	18.0	26	9.02	120	029142816133
	120 km/h		720	3,000	2,725	1,101	278	515	318	297	14.4	660	229	54.7	
90000022544	11R24.5 H/16 149/146L 75 mph	(8.25) 7.5-8.25	120	7,160	6,610	43.35	10.90	20.28	12.5	478	18.0	26	9.02	122.0	029142816140
	120 km/h		830	3,250	3,000	1,101	278	515	318	297	14.4	660	229	55.6	

Refer to the Load and Inflation Table for approved tire load limits at various cold inflation pressures.
Exceeding posted speed limits is unlawful and is not recommended by Cooper Tire.
Please refer to the Commercial Truck Tire and Vehicle Safety reference pages for proper care and service of truck and bus tires.
Cooper Tire reserves the right to change and improve construction, materials or specifications without notice or obligation.

RM234EM

ROADMASTER TIRES™
ENGINEERED BY COOPERTIRES

REGIONAL HAUL
ALL-POSITION APPLICATION
SMARTWAY VERIFIED

The RM234 is now SmartWay verified. This is still a premium regional all position tire for high scrub applications with deep tread grooves and a premium tread compound providing excellent treadwear and cut and chip resistance.

EM ENERGY MAX FUEL EFFICIENT COMPOUND
The tire's tread design and rubber compounding provides low tire rolling resistance and contributes to fuel efficiency, earning SmartWay verification.

DEEP TREAD DEPTH
22.5/32" tread depth provides extended mileage in high scrub applications.

PREMIUM HIGH SCRUB TREAD COMPOUND
Premium tread compound developed to increase treadwear and provide solid protection against cutting and chipping.

STONE EJECTORS
Stone ejectors in the tread grooves protect the casing from stone penetrations.

Material #	Tire Size, Load Range / Ply Rating, Service Description & Max Speed	(Measured) Approved Rim Widths	Max. Inflation Pressure **psi** **kPa**	Single Max. Load **lb./kg**	Dual Max. Load **lb./kg**	Overall Diameter **inch** **mm**	Section Width **inch** **mm**	Static Loaded Radius **in./mm**	Dual Spcg. **inch** **mm**	REVs **miles** **kilo**	Tread Depth **32nds** **mm**	Buff Rad. **inch** **mm**	Buff Width **inch** **mm**	Ship Wt. **lbs.** **kg**	UPC
90000026379	295/75R22.5 G/14 144/141L 75 mph	(9.0) 8.25-9.0	110	6,175	5,675	40.35	11.10	18.82	13.2	514	22.5	30	8.87	115	029142849278
	120 km/h		760	2,800	2,575	1,025	283	478	335	319	18.0	762	225	52.1	
90000029726	295/75R22.5 H/16 149/146L 75 mph	(9.0) 8.25-9.0	125	7,160	6,610	40.35	11.10	18.82	13.2	514	22.5	30	8.87	113	029142893233
	120 km/h		850	3,250	3,000	1,025	283	478	335	319	18.0	762	225	51.5	
90000026378	11R22.5 G/14 144/142L 75 mph	(8.25) 7.5-8.25	105	6,175	5,840	41.69	11.10	19.41	12.5	497	22.5	26	8.87	119	029142849261
	120 km/h		720	2,800	2,650	1,059	283	493	318	309	18.0	660	225	54.0	
90000026377	11R22.5 H/16 146/143L 75 mph	(8.25) 7.5-8.25	120	6,610	6,005	41.69	11.10	19.41	12.5	497	22.5	26	8.87	121	029142849254
	120 km/h		830	3,000	2,725	1,059	283	493	318	309	18.0	660	225	55.2	
90000026502	285/75R24.5 G/14 144/141L 75 mph	(8.25) 8.25-8.25	110	6,175	5,675	41.69	10.90	19.57	12.5	497	22.5	30	8.87	120	029142850007
	120 km/h		760	2,800	2,575	1,059	276	497	318	309	18.0	762	225	54.6	
90000026501	11R24.5 G/14 146/143L 75 mph	(8.25) 7.5-8.25	105	6,610	6,005	43.66	11.10	20.39	12.5	475	22.5	26	8.87	129	029142849292
	120 km/h		720	3,000	2,725	1,109	282	518	318	295	18.0	660	225	58.6	
90000026500	11R24.5 H/16 149/146L 75 mph	(8.25) 7.5-8.25	120	7,160	6,610	43.66	11.10	20.39	12.5	475	22.5	26	8.87	129	029142849285
	120 km/h		830	3,250	3,000	1,109	282	518	318	295	18.0	660	225	58.6	

Refer to the Load and Inflation Table for approved tire load limits at various cold inflation pressures.
Exceeding posted speed limits is unlawful and is not recommended by Cooper Tire.
Please refer to the Commercial Truck Tire and Vehicle Safety reference pages for proper care and service of truck and bus tires.
Cooper Tire reserves the right to change and improve construction, materials or specifications without notice or obligation.

RM185

ROADMASTER TIRES™
ENGINEERED BY COOPERTIRES

REGIONAL HAUL
PICK-UP AND DELIVERY
ALL-POSITION APPLICATION
SMARTWAY VERIFIED

The RM185 is a regional all-position tire that is SmartWay verified for steer axle applications. The solid shoulder tread design and high tensile strength four-belt construction combine to provide the retreadability, treadwear and fuel efficiency to meet your fleet's requirements.

SMARTWAY VERIFIED
LOW ROLLING RESISTANCE TIRE
Tire design and rubber compounding provide low tire rolling resistance and contribute to fuel efficiency.

ROBUST ALL-POSITION TREAD PATTERN
18 / 32" tread depth combined with solid shoulder ribs make this tire ideally suited for regional haul and pick-up and delivery service.

MICRO SIPES ON GROOVES EDGES
Provide enhanced traction in wet road conditions and resists "river wear."

Material #	Item #	Tire Size, Load Range / Ply Rating, Service Description & Max Speed	(Measured) Approved Rim Widths	Max. Inflation Pressure **psi** **kPa**	Single Max. Load **lb./kg**	Dual Max. Load **lb./kg**	Overall Diameter **inch** **mm**	Section Width **inch** **mm**	Static Loaded Radius **in./mm**	Dual Spcg. **inch** **mm**	REVs **miles** **kilo**	Tread Depth **32nds** **mm**	Buff Rad. **inch** **mm**	Buff Width **inch** **mm**	Ship Wt. **lbs.** **kg**	UPC
90000007235	97853	295/75R22.5 G/14 144/141L 75 mph	(9.0) 8.25-9.0	110	6,175	5,675	40.12	10.90	18.74	13.2	517	18.0	26	8.74	108	029142676614
		120 km/h		760	2,800	2,575	1,019	278	476	335	321	14.4	660	222	49.1	
90000007230	92034	11R22.5 G/14 144/142L 75 mph	(8.25) 7.5-8.25	105	6,175	5,840	41.42	10.80	19.29	12.5	501	18.0	24	8.50	111	029142648932
		120 km/h		720	2,800	2,650	1,052	274	490	318	311	14.5	610	216	50.6	
90000007229	92036	11R22.5 H/16 146/143L 75 mph	(8.25) 7.5-8.25	120	6,610	6,005	41.42	10.80	19.29	12.5	501	18.0	24	8.50	113	029142648949
		120 km/h		830	3,000	2,725	1,052	274	490	318	311	14.5	610	216	51.4	
90000007233	92045	285/75R24.5 G/14 144/141L 75 mph	(8.25) 8.25-8.25	110	6,175	5,675	41.50	10.70	19.49	12.5	500	18.0	26	8.39	114	029142648987
		120 km/h		760	2,800	2,575	1,054	273	495	318	310	14.5	660	213	51.7	
90000007232	92054	11R24.5 G/14 146/143L 75 mph	(8.25) 7.5-8.25	105	6,610	6,005	43.46	11.00	20.31	12.5	477	18.0	22	8.74	119	029142648956
		120 km/h		720	3,000	2,725	1,104	279	516	318	296	14.5	559	222	54.2	
90000007231	92056	11R24.5 H/16 149/146L 75 mph	(8.25) 7.5-8.25	120	7,160	6,610	43.46	11.00	20.31	12.5	477	18.0	22	8.74	121	029142648963
		120 km/h		830	3,250	3,000	1,104	279	516	318	296	14.5	559	222	55.1	

Refer to the Load and Inflation Table for approved tire load limits at various cold inflation pressures.
Exceeding posted speed limits is unlawful and is not recommended by Cooper Tire.
Please refer to the Commercial Truck Tire and Vehicle Safety reference pages for proper care and service of truck and bus tires.
Cooper Tire reserves the right to change and improve construction, materials or specifications without notice or obligation.

RM185HH

ROADMASTER TIRES™
ENGINEERED BY COOPERTIRES

REGIONAL AND HIGHWAY HAULER
ALL-POSITION APPLICATION

The RM185HH is a regional all-position tire designed to handle the heavy hauling. The 5-rib tread design and high tensile strength four-belt package combine to provide the retreadability and treadwear that your fleets require.

5-RIB TREAD DESIGN
Chevron shaped ribs provide good mix of wear and traction for the premium highway hauler.

RADIAL SIPING
The radial siping enhances wet traction and braking.

Material #	Item #	Tire Size, Load Range / Ply Rating, Service Description & Max Speed	(Measured) Approved Rim Widths	Max. Inflation Pressure **psi** **kPa**	Single Max. Load **lb./kg**	Dual Max. Load **lb./kg**	Overall Diameter **inch** **mm**	Section Width **inch** **mm**	Static Loaded Radius **in./mm**	Dual Spcg. **inch** **mm**	REVs **miles** **kilo**	Tread Depth **32nds** **mm**	Buff Rad. **inch** **mm**	Buff Width **inch** **mm**	Ship Wt. **lbs.** **kg**	UPC
90000007234	91838	315/80R22.5 J/18 154/151L 75 mph	(9.0) 9.0-9.75	120	8,270	7,610	42.24	12.40	19.65	13.8	491	18.0	26	9.49	128	029142685043
		120 km/h		830	3,750	3,450	1,073	314	499	351	305	14.5	660	241	58.3	

Refer to the Load and Inflation Table for approved tire load limits at various cold inflation pressures.
Exceeding posted speed limits is unlawful and is not recommended by Cooper Tire.
Please refer to the Commercial Truck Tire and Vehicle Safety reference pages for proper care and service of truck and bus tires.
Cooper Tire reserves the right to change and improve construction, materials or specifications without notice or obligation.

RM170

ROADMASTER TIRES™
ENGINEERED BY COOPERTIRES

PICK-UP AND DELIVERY
ALL-POSITION APPLICATION

The RM170 is a pick-up and delivery all-position tire and with the addition of the 17.5" sizes it is also ideal for low-platform trailers. The solid shoulder tread design and high tensile strength belt construction combine to provide the retreadability and treadwear that your local haulers require.

WIDE TREAD AND OPTIMIZED FOOTPRINT
Delivers long, even treadwear.

V-SHAPED TREAD GROOVES
Groove shape works to reduce stone retention.

STONE EJECTORS
Stone ejectors in the tread grooves protect the casing from stone penetrations.

Material #	Item #	Tire Size, Load Range / Ply Rating, Service Description & Max Speed	(Measured) Approved Rim Widths	Max. Inflation Pressure **psi** **kPa**	Single Max. Load **lb./kg**	Dual Max. Load **lb./kg**	Overall Diameter **inch** **mm**	Section Width **inch** **mm**	Static Loaded Radius **in./mm**	Dual Spcg. **inch** **mm**	REVs **miles** **kilo**	Tread Depth **32nds** **mm**	Buff Rad. **inch** **mm**	Buff Width **inch** **mm**	Ship Wt. **lbs.** **kg**	UPC
90000007215	95804	215/75R17.5 H/16 135/133L 75 mph	(6.0) 6.0-6.75	125	4,805	4,540	30.51	8.40	14.29	9.4	680	15.0	18	7.13	60	029142748656
		120 km/h		850	2,180	2,060	775	214	363	239	422	12.1	457	181	27.1	
90000007216	95805	235/75R17.5 J/18 143/141J 62 mph	(6.75) 6.75-7.5	125	6,005	5,675	31.50	9.40	14.69	10.3	658	15.0	24	7.52	68	029142748663
		100 km/h		860	2,725	2,575	800	238	373	262	409	12.1	610	191	30.8	
90000007217	n/a	225/70R19.5 F/12 125/123L 75 mph	(6.75) 6.0-6.75	95	3,640	3,415	32.09	9.00	14.96	10.0	646	15.0	28	7.60	65	029142678243
		120 km/h		660	1,650	1,550	815	228	380	254	402	11.9	711	193	29.6	
90000007218	95803	225/70R19.5 G/14 128/126L 75 mph	(6.75) 6.0-6.75	110	3,970	3,750	32.09	9.00	14.96	10.0	646	15.0	28	7.60	65	029142678250
		120 km/h		760	1,800	1,700	815	228	380	254	402	11.9	711	193	29.6	
90000007220	95801	245/70R19.5 G/14 133/131L 75 mph	(7.5) 6.75-7.5	110	4,540	4,300	33.11	9.90	15.35	11.0	626	16.0	26	8.39	76	029142678267
		120 km/h		760	2,060	1,950	841	252	390	279	389	12.7	660	213	34.6	
90000007219	95806	245/70R19.5 H/16 136/134M 81 mph	(7.5) 6.75-7.5	120	4,940	4,675	33.11	9.90	15.35	11.0	626	16.0	26	8.39	76	029142750468
		130 km/h		825	2,240	2,120	841	252	390	279	389	12.7	660	213	34.6	
90000007221	95819	265/70R19.5 G/14 137/134L 75 mph	(7.5) 7.5-8.25	110	5,070	4,675	34.33	10.40	15.87	11.6	604	17.5	30	8.62	85	029142721659
		120 km/h		760	2,300	2,120	872	264	403	295	375	13.8	762	219	38.5	
90000027938	n/a	285/70R19.5 H/16 146/144L 75 mph	(8.25) 7.5-9.0	125	6,610	6,170	35.2	11.1	15.87	12.5	589	17.5	30	9.02	86.0	029142872412
		120 km/h		850	3,000	2,800	894	283	403	318	366	13.8	762	229	39.0	
90000007222	95810	10R22.5 G/14 141/139L 75 mph	(7.5) 6.75-8.25	115	5,675	5,355	40.31	10.20	18.82	11.4	514	18.0	24	7.87	101	029142721666
		120 km/h		790	2,575	2,430	1,024	258	478	290	320	14.5	610	200	46.1	

New size - availability to be announced.

Refer to the Load and Inflation Table for approved tire load limits at various cold inflation pressures.
Exceeding posted speed limits is unlawful and is not recommended by Cooper Tire.
Please refer to the Commercial Truck Tire and Vehicle Safety reference pages for proper care and service of truck and bus tires.
Cooper Tire reserves the right to change and improve construction, materials or specifications without notice or obligation.

RM230 HH

ROADMASTER TIRES™
ENGINEERED BY COOPERTIRES

ON/OFF-ROAD
ALL-POSITION APPLICATION

The RM230HH is an on/off-road all-position tire designed to handle heavy hauling. The robust tread pattern, tread compounding and high tensile strength four-belt package combine to provide the retreadability, treadwear, and cut and chip resistance that your fleets require.

CUT AND CHIP RESISTANT TREAD COMPOUND
The cut and chip resistant tread compounding is specifically designed to perform in mixed service applications.

STONE PROTECTOR LEDGE
Stone protector ledges on all grooves resist stone penetrations.

CURB BAR WITH SIDEWALL DEPTH INDICATOR
Protects the sidewall from scuffing damage and indicates when a tire should be rotated to preserve the casing for retreading.

DEEP TREAD DEPTH
22.5/32" tread depth provides extended tread life in on/off-road applications.

Material #	Item #	Tire Size, Load Range / Ply Rating, Service Description & Max Speed	(Measured) Approved Rim Widths	Max. Inflation Pressure **psi** **kPa**	Single Max. Load **lb./kg**	Dual Max. Load **lb./kg**	Overall Diameter **inch** **mm**	Section Width **inch** **mm**	Static Loaded Radius **in./mm**	Dual Spcg. **inch** **mm**	REVs **miles** **kilo**	Tread Depth **32nds** **mm**	Buff Rad. **inch** **mm**	Buff Width **inch** **mm**	Ship Wt. **lbs.** **kg**	UPC
90000024676	n/a	275/70R22.5 J/18 148/145K 68 mph	(8.25) 7.5-8.25	130	6,940	6,395	37.87	11.10	17.60	11.9	547	22.0	26	8.64	115	029142837602
		110 km/h		900	3,150	2,900	962	281	447	303	340	17.5	660	220	52.3	
90000007239	93336	11R22.5 H/16 146/143K 68 mph	(8.25) 7.5-8.25	120	6,610	6,005	41.65	11.10	19.41	12.5	498	22.5	26	9.02	123	029142663843
		110 km/h		830	3,000	2,725	1,058	283	493	318	309	18.0	660	229	56.1	
90000007238	93322	12R22.5 H/16 150/147K 68 mph	(9.0) 8.25-9.0	120	7,390	6,780	42.91	12.00	19.92	13.5	483	22.5	26	9.61	142	029142692850
		110 km/h		830	3,350	3,075	1,090	304	506	343	300	18.0	660	244	64.5	
90000007243	93356	11R24.5 H/16 149/146K 68 mph	(8.25) 7.5-8.25	120	7,160	6,610	43.66	11.10	20.39	12.5	475	22.5	26	9.02	132	029142663850
		110 km/h		830	3,250	3,000	1,109	281	518	318	295	18.0	660	229	59.9	
90000007242	93324	12R24.5 H/16 152/149K 68 mph	(9.0) 8.25-9.0	120	7,830	7,160	45.00	12.10	20.94	13.5	461	22.5	26	9.61	152	029142692867
		110 km/h		830	3,550	3,250	1,143	307	532	343	286	18.0	660	244	69.2	

Refer to the Load and Inflation Table for approved tire load limits at various cold inflation pressures.
Exceeding posted speed limits is unlawful and is not recommended by Cooper Tire.
Please refer to the Commercial Truck Tire and Vehicle Safety reference pages for proper care and service of truck and bus tires.
Cooper Tire reserves the right to change and improve construction, materials or specifications without notice or obligation.

RM230 WH

ROADMASTER TIRES™
ENGINEERED BY COOPERTIRES

ON/OFF-ROAD
ALL-POSITION APPLICATION

The RM230 WH is designed for waste hauling fleets in urban environments. The NEW high wear-resistant compound, tread pattern and high tensile strength four-belt package combine to provide the enhanced treadwear, retreadability and sidewall protection that is essential to every waste hauler.

PREMIUM TREAD WIDTH AND TREAD DEPTH
The premium tread width and tread depth provides extended mileage in waste hauling applications.

NEW HIGH-WEAR RESISTANT COMPOUND
Unique tread compound was specifically designed for waste haul fleets.

STONE PROTECTOR LEDGE
The stone protector ledge in the center groove resists stone penetrations, thereby preserving the casing for retread.

24/32" DEEP TREAD DEPTH
Provides extended tread life in severe, high-scrub applications.

315/80R22.5 WITH 10,000 LBS. LOAD CAPACITY
A robust tire construction provides the load carrying capacity for trucks with 20,000 pound steer axles.

Material #	Tire Size, Load Range / Ply Rating, Service Description & Max Speed	(Measured) Approved Rim Widths	Max. Inflation Pressure **psi** **kPa**	Single Max. Load **lb./kg**	Dual Max. Load **lb./kg**	Overall Diameter **inch** **mm**	Section Width **inch** **mm**	Static Loaded Radius **in./mm**	Dual Spcg. **inch** **mm**	REVs **miles** **kilo**	Tread Depth **32nds** **mm**	Buff Rad. **inch** **mm**	Buff Width **inch** **mm**	Ship Wt. **lbs.** **kg**	UPC
90000025755	315/80R22.5 L/20 160/157K 68 mph	(9.0) 9.0-9.75	130	10,000	9,090	43.19	12.50	20.04	13.8	480	24.0	28	10.67	166	029142840527
	110 km/h		900	4,540	4,125	1,097	318	509	351	298	19.0	711	271	75.6	

Refer to the Load and Inflation Table for approved tire load limits at various cold inflation pressures.
Exceeding posted speed limits is unlawful and is not recommended by Cooper Tire.
Please refer to the Commercial Truck Tire and Vehicle Safety reference pages for proper care and service of truck and bus tires.
Cooper Tire reserves the right to change and improve construction, materials or specifications without notice or obligation.

RM230 HH+

ROADMASTER TIRES™
ENGINEERED BY COOPERTIRES

HEAVY HAULER
ALL-POSITION APPLICATION

The RM230 HH+ was designed for heavy hauling in urban environments. The *NEW* tread compounding, tread pattern and high tensile strength four-belt package combine to provide the retreadability, treadwear and sidewall protection that is essential to every heavy hauling fleet for high-scrub applications.

***NEW* HIGH WEAR-RESISTANT TREAD COMPOUND**
Unique tread compound was specifically designed for fleets in heavy hauling applications.

23/32" DEEP TREAD DEPTH
Provides extended tread life in high-scrub applications.

STONE PROTECTOR LEDGE
Stone protector ledges on all grooves resist stone penetrations, thereby extending the casing durability.

CURB BAR WITH SIDEWALL DEPTH INDICATOR
Protects the sidewall from scuffing damage and indicates when a tire should be rotated to preserve the casing for retreading.

315/80R22.5 WITH 10,000 LBS LOAD CAPACITY
A robust tire construction provides the load carrying capacity for high load steer axles.

Material #	Tire Size, Load Range / Ply Rating, Service Description & Max Speed	(Measured) Approved Rim Widths	Max. Inflation Pressure **psi** **kPa**	Single Max. Load **lb./kg**	Dual Max. Load **lb./kg**	Overall Diameter **inch** **mm**	Section Width **inch** **mm**	Static Loaded Radius **in./mm**	Dual Spcg. **inch** **mm**	REVs **miles** **kilo**	Tread Depth **32nds** **mm**	Buff Rad. **inch** **mm**	Buff Width **inch** **mm**	Ship Wt. **lbs.** **kg**	UPC
90000022527	315/80R22.5 L/20 160/154J 62 mph	(9.0) 9.0-9.75	130	10,000	8,270	42.80	12.50	19.88	13.8	484	22.5	28	10.00	147	029142816003
	100 km/h		900	4,540	3,750	1,087	318	505	351	301	18.0	711	254	66.7	

Refer to the Load and Inflation Table for approved tire load limits at various cold inflation pressures.
Exceeding posted speed limits is unlawful and is not recommended by Cooper Tire.
Please refer to the Commercial Truck Tire and Vehicle Safety reference pages for proper care and service of truck and bus tires.
Cooper Tire reserves the right to change and improve construction, materials or specifications without notice or obligation.

RM230 WB

ROADMASTER TIRES™
ENGINEERED BY COOPERTIRES

WIDE BASE
ON/OFF-ROAD
ALL-POSITION APPLICATION

The RM230 WB is a heavy duty, wide base tire. The tread pattern is specially designed for mixed service conditions. The tread compound and heavy-duty belt construction will deliver the performance and durability your fleet requires.

M+S Rated

AGGRESSIVE All-POSITION TREAD DESIGN
The aggressive tread pattern has biting edges to handle harsh rock and gravel terrain and provides excellent all-position traction and handling for on and off-road applications.

CUT AND CHIP RESISTANT TREAD COMPOUND
The cut and chip resistant tread compounding is specifically designed to perform in mixed service applications.

HEAVY-DUTY 4-BELT CONSTRUCTION
Four heavy-duty steel belts enable hauling heavy loads with the assurance of the tire's durability.

STONE EJECTORS
Stone ejectors in the tread grooves protect the casing from stone penetrations.

CURB BAR WITH SIDEWALL DEPTH INDICATOR
Protects the sidewall from scuffing damage and indicates when a tire should be rotated to preserve the casing for retreading.

Material #	Item #	Tire Size, Load Range / Ply Rating, Service Description & Max Speed	(Measured) Approved Rim Widths	Max. Inflation Pressure **psi** **kPa**	Single Max. Load **lb./kg**	Dual Max. Load **lb./kg**	Overall Diameter **inch** **mm**	Section Width **inch** **mm**	Static Loaded Radius **in./mm**	Dual Spcg. **inch** **mm**	REVs **miles** **kilo**	Tread Depth **32nds** **mm**	Buff Rad. **inch** **mm**	Buff Width **inch** **mm**	Ship Wt. **lbs.** **kg**	UPC
90000007244	93438	385/65R22.5 L/20 160K 68 mph	(11.75) 11.75-12.25	130	9,920	n/a	42.32	15.20	19.57	n/a	490	22.5	46	12.24	180	029142663683
		110 km/h		900	4,500	n/a	1,075	387	497	n/a	304	18.0	1,168	311	81.7	
90000007245	93442	425/65R22.5 L/20 165K 68 mph	(12.25) 11.75-13.0	120	11,400	n/a	44.53	17.10	20.51	n/a	466	22.5	48	13.50	203	029142663690
		110 km/h		830	5,150	n/a	1,131	435	521	n/a	289	18.0	1,219	343	92.3	

Please call Cooper Tire's Consumer Relations Department for a proper fitment recommendation if using this product in a dual application.

Refer to the Load and Inflation Table for approved tire load limits at various cold inflation pressures.
Exceeding posted speed limits is unlawful and is not recommended by Cooper Tire.
Please refer to the Commercial Truck Tire and Vehicle Safety reference pages for proper care and service of truck and bus tires.
Cooper Tire reserves the right to change and improve construction, materials or specifications without notice or obligation.

RM332 WB

ROADMASTER TIRES™
ENGINEERED BY COOPERTIRES

ON / OFF ROAD APPLICATION
ALL-POSITION
WIDE BASE

The new, premium RM332 WB is a heavy-duty, wide base tire designed for the steer axle in mixed service applications. The rib-type tread pattern was specially designed to withstand the rigors of on/off-road, heavy haul driving while also providing great tread life and even wear. Through its specially formulated tread compound and heavy-duty four belt construction, this tire will deliver the performance and durability that fleets demand.

23/32" DEEP TREAD DEPTH
23/32" tread depth provides extended tread life in severe, high-scrub applications.

RIB-TYPE TREAD DESIGN FOR STEER AXLES
The rib-type tread pattern promotes great tread life and even wear in mixed service applications.

CUT AND CHIP RESISTANT TREAD COMPOUND
The cut and chip resistant compound was specially formulated to meet the performance requirements in mixed service applications.

FOUR HEAVY-DUTY, FULL-WIDTH STEEL BELT CONSTRUCTION
Four heavy-duty, full-width steel belts promote durability in heavy-haul fleets while also preserving the casing for retread.

STONE PROTECTOR LEDGES
The stone protector ledges in all four circumferential grooves help resist stone penetrations, thereby preserving the casing for retread.

CURB BAR ON SIDEWALLS
The curb bar on both sidewalls protects the tire from curbing damage thus helping to preserve the casing for retread.

Material #	Tire Size, Load Range / Ply Rating, Service Description & Max Speed	(Measured) Approved Rim Widths	Max. Inflation Pressure **psi** **kPa**	Single Max. Load **lb./kg**	Dual Max. Load **lb./kg**	Overall Diameter **inch** **mm**	Section Width **inch** **mm**	Static Loaded Radius **in./mm**	Dual Spcg. **inch** **mm**	REVs **miles** **kilo**	Tread Depth **32nds** **mm**	Buff Rad. **inch** **mm**	Buff Width **inch** **mm**	Ship Wt. **lbs.** **kg**	UPC
90000022869	385/65R22.5 L/20 160K 68 mph	(11.75) 11.75-12.25	130	9,920	n/a	42.32	15.20	19.57	n/a	490	23.0	46	12.24	180	029142818700
	110 km/h		900	4,500	n/a	1,075	385	497	n/a	304	18.1	1,168	311	81.7	
90000022900	425/65R22.5 L/20 165K 68 mph	(12.25) 11.75-13.0	120	11,400	n/a	44.53	16.08	20.51	n/a	466	23.0	46	13.50	203	029142818717
	110 km/h		830	5,150	n/a	1,131	431	521	n/a	289	18.1	1,168	343	92.3	

Please call Cooper Tire's Consumer Relations Department for a proper fitment recommendation if using this product in a dual application.

Refer to the Load and Inflation Table for approved tire load limits at various cold inflation pressures.
Exceeding posted speed limits is unlawful and is not recommended by Cooper Tire.
Please refer to the Commercial Truck Tire and Vehicle Safety reference pages for proper care and service of truck and bus tires.
Cooper Tire reserves the right to change and improve construction, materials or specifications without notice or obligation.

RM852 EM

ROADMASTER TIRES™
ENGINEERED BY COOPERTIRES

LONG HAUL / HIGHWAY
SMARTWAY VERIFIED
PREMIUM DRIVE APPLICATION

The 3-D micro-gauge siping along with the solid shoulder design offers improved traction in challenging weather conditions. The tread lugs are uniquely designed to resist squirm and promote even wear along with a premium tread compound that helps lower your fleet's operating expenses.

M+S Rated

EM ENERGY MAX FUEL EFFICIENT COMPOUND
The tire's tread design and rubber compounding provides low tire rolling resistance and contributes to fuel efficiency, earning SmartWay verification.

FUEL EFFICIENT TREAD COMPOUND
The tire design and rubber compounding provide low tire rolling resistance and contribute to fuel efficiency earning SmartWay verification.

SOLID SHOULDER DRIVE TIRE
Solid shoulder ribs provide even wear in long haul application, while the lugs provide traction in wet and snow.

STONE EJECTORS
Stone ejectors in the tread grooves protect the casing from stone penetrations.

Material #	Tire Size, Load Range / Ply Rating, Service Description & Max Speed	(Measured) Approved Rim Widths	Max. Inflation Pressure **psi kPa**	Single Max. Load **lb./kg**	Dual Max. Load **lb./kg**	Overall Diameter **inch mm**	Section Width **inch mm**	Static Loaded Radius **in./mm**	Dual Spcg. **inch mm**	REVs **miles kilo**	Tread Depth **32nds mm**	Buff Rad. **inch mm**	Buff Width **inch mm**	Ship Wt. **lbs. kg**	UPC
90000030098	295/75R22.5 G/14 144/141L 75 mph	(9.0) 8.25-9.0	110	6,175	5,675	40.91	11.40	19.21	13.2	507	30.0	28	9.63	130	029142896159
	120 km/h		760	2,800	2,575	1,039	290	488	335	315	23.6	711	245	58.9	
90000030093	11R22.5 G/14 144/142L 75 mph	(8.25) 7.5-8.25	105	6,175	5,840	42.13	11.40	19.61	12.5	492	30.0	26	9.75	134	029142896104
	120 km/h		720	2,800	2,650	1,070	289	498	318	306	23.6	660	248	60.7	
90000030094	11R22.5 H/16 146/143L 75 mph	(8.25) 7.5-8.25	120	6,610	6,005	42.13	11.50	19.61	12.5	492	30.0	26	9.75	135	029142896111
	120 km/h		830	3,000	2,725	1,070	292	498	318	306	23.6	660	248	61.4	
90000030097	285/75R24.5 G/14 144/141L 75 mph	(8.25) 8.25-8.25	110	6,175	5,675	42.17	10.80	19.76	12.5	492	30.0	28	9.50	135	029142896142
	120 km/h		760	2,800	2,575	1,071	275	502	318	306	23.6	711	241	61.3	
90000030096	11R24.5 G/14 146/143L 75 mph	(8.25) 7.5-8.25	105	6,610	6,005	44.06	11.50	20.59	12.5	471	30.0	26	9.75	142	029142896135
	120 km/h		720	3,000	2,725	1,119	293	523	318	292	23.6	660	248	64.6	
90000030095	11R24.5 H/16 149/146L 75 mph	(8.25) 7.5-8.25	120	7,160	6,610	44.06	11.50	20.59	12.5	471	30.0	26	9.75	144	029142896128
	120 km/h		830	3,250	3,000	1,119	293	523	318	292	23.6	660	248	65.5	

Refer to the Load and Inflation Table for approved tire load limits at various cold inflation pressures.
Exceeding posted speed limits is unlawful and is not recommended by Cooper Tire.
Please refer to the Commercial Truck Tire and Vehicle Safety reference pages for proper care and service of truck and bus tires.
Cooper Tire reserves the right to change and improve construction, materials or specifications without notice or obligation.

RM275

ROADMASTER TIRES™
ENGINEERED BY COOPERTIRES

LONG HAUL / HIGHWAY AND REGIONAL
DRIVE APPLICATION

The RM275 is a long haul drive tire. The solid shoulder traction design and high tensile strength four-belt package combine to provide the retreadability, treadwear and traction to meet your fleet's requirements.

M+S Rated

SOLID SHOULDER DRIVE TIRE
Solid shoulder ribs provide even wear in long haul application, while the lugs provide traction in wet and snow.

STONE EJECTORS
Stone ejectors in the tread grooves protect the casing from stone penetrations.

Material #	Item #	Tire Size, Load Range / Ply Rating, Service Description & Max Speed	(Measured) Approved Rim Widths	Max. Inflation Pressure **psi kPa**	Single Max. Load **lb./kg**	Dual Max. Load **lb./kg**	Overall Diameter **inch mm**	Section Width **inch mm**	Static Loaded Radius **in./mm**	Dual Spcg. **inch mm**	REVs **miles kilo**	Tread Depth **32nds mm**	Buff Rad. **inch mm**	Buff Width **inch mm**	Ship Wt. **lbs. kg**	UPC
90000007286	97953	295/75R22.5 G/14 144/141L 75 mph	(9.0) 8.25-9.0	110	6,175	5,675	40.59	11.00	18.94	13.2	511	26.5	26	8.74	115	029142676621
		120 km/h		760	2,800	2,575	1,031	279	481	335	317	21.2	660	222	52.2	
90000007281	92134	11R22.5 G/14 144/142L 75 mph	(8.25) 7.5-8.25	105	6,175	5,840	42.09	10.90	19.57	12.5	493	26.5	22	8.86	122	029142648994
		120 km/h		720	2,800	2,650	1,069	276	497	318	306	21.2	559	225	55.6	
90000007282	92136	11R22.5 H/16 146/143L 75 mph	(8.25) 7.5-8.25	120	6,610	6,005	42.09	10.90	19.57	12.5	493	26.5	22	8.86	124	029142649007
		120 km/h		830	3,000	2,725	1,069	276	497	318	306	21.2	559	225	56.4	
90000007285	92145	285/75R24.5 G/14 144/141L 75 mph	(8.25) 8.25-8.25	110	6,175	5,675	41.85	10.70	19.61	12.5	495	26.5	22	8.86	118	029142649045
		120 km/h		760	2,800	2,575	1,063	272	498	318	308	21.2	559	225	53.7	
90000007284	92154	11R24.5 G/14 146/143L 75 mph	(8.25) 7.5-8.25	105	6,610	6,005	44.06	10.70	20.55	12.5	471	26.5	24	8.62	130	029142649014
		120 km/h		720	3,000	2,725	1,119	272	522	318	292	21.2	610	219	59.3	
90000007283	92156	11R24.5 H/16 149/146L 75 mph	(8.25) 7.5-8.25	120	7,160	6,610	44.06	10.70	20.55	12.5	471	26.5	24	8.62	132	029142649021
		120 km/h		830	3,250	3,000	1,119	272	522	318	292	21.2	610	219	60.2	

Refer to the Load and Inflation Table for approved tire load limits at various cold inflation pressures.
Exceeding posted speed limits is unlawful and is not recommended by Cooper Tire.
Please refer to the Commercial Truck Tire and Vehicle Safety reference pages for proper care and service of truck and bus tires.
Cooper Tire reserves the right to change and improve construction, materials or specifications without notice or obligation.

RM254

ROADMASTER TIRES™
ENGINEERED BY COOPERTIRES

REGIONAL PICK-UP AND DELIVERY DRIVE APPLICATION

The RM254 is a regional traction tire. Whether on a beverage truck or delivery truck, this tire will provide the traction and treadwear required for frequent stopping and accelerating. The premium tread compound and high tensile strength four-belt package combine to provide the retreadability, treadwear, and traction to meet your fleet's expectations.

M+S Rated

AGGRESSIVE TRACTION TREAD PATTERN
Provides superior performance in all types of conditions.

ROBUST TIE-BARS
Provide support and to resist cracking, tearing and heel-toe wear.

STONE PROTECTOR LEDGE
Stone protector ledges on lugs resist stone penetrations.

CURB BAR WITH SIDEWALL DEPTH INDICATOR
Protects the sidewall from scuffing damage and indicates when a tire should be rotated to preserve the casing for retreading.

CUT AND CHIP RESISTANT TREAD COMPOUND
The cut and chip resistant tread compounding used for the load range H sizes was specifically designed to perform for mixed service applications.

Material #	Item #	Tire Size, Load Range / Ply Rating, Service Description & Max Speed	(Measured) Approved Rim Widths	Max. Inflation Pressure **psi kPa**	Single Max. Load **lb./kg**	Dual Max. Load **lb./kg**	Overall Diameter **inch mm**	Section Width **inch mm**	Static Loaded Radius **in./mm**	Dual Spcg. **inch mm**	REVs **miles kilo**	Tread Depth **32nds mm**	Buff Rad. **inch mm**	Buff Width **inch mm**	Ship Wt. **lbs. kg**	UPC
90000007271	71053	295/75R22.5 G/14 144/141L 75 mph	(9.0) 8.25-9.0	110	6,175	5,675	40.75	11.10	19.02	13.2	509	26.0	28	9.00	117	029142731993
		120 km/h		760	2,800	2,575	1,035	281	483	335	316	20.7	711	229	53.3	
90000007269	71034	11R22.5 G/14 144/142L 75 mph	(8.25) 7.5-8.25	105	6,175	5,840	41.93	11.20	19.49	12.5	494	26.0	26	8.60	120	029142731955
		120 km/h		720	2,800	2,650	1,065	284	495	318	307	20.7	660	218	54.5	
90000007270	71036	11R22.5 H/16 146/143L 75 mph	(8.25) 7.5-8.25	120	6,610	6,005	41.93	11.20	19.53	12.5	494	26.0	26	8.60	122	029142731962
		120 km/h		830	3,000	2,725	1,065	285	496	318	307	20.7	660	218	55.3	
90000007274	71045	285/75R24.5 G/14 144/141L 75 mph	(8.25) 8.25-8.25	110	6,175	5,675	41.93	10.80	19.65	12.5	494	26.0	28	9.00	122	029142732006
		120 km/h		760	2,800	2,575	1,065	274	499	318	307	20.7	711	229	55.6	
90000007272	71054	11R24.5 G/14 146/143L 75 mph	(8.25) 7.5-8.25	105	6,610	6,005	43.94	11.20	20.51	12.5	472	26.0	26	8.60	128	029142731979
		120 km/h		720	3,000	2,725	1,116	285	521	318	293	20.7	660	218	58.2	
90000007273	71056	11R24.5 H/16 149/146L 75 mph	(8.25) 7.5-8.25	120	7,160	6,610	43.94	11.20	20.51	12.5	472	26.0	26	8.60	130	029142731986
		120 km/h		830	3,250	3,000	1,116	285	521	318	293	20.7	660	218	59.1	

Refer to the Load and Inflation Table for approved tire load limits at various cold inflation pressures.
Exceeding posted speed limits is unlawful and is not recommended by Cooper Tire.
Please refer to the Commercial Truck Tire and Vehicle Safety reference pages for proper care and service of truck and bus tires.
Cooper Tire reserves the right to change and improve construction, materials or specifications without notice or obligation.

RM253

ROADMASTER TIRES™
ENGINEERED BY COOPERTIRES

REGIONAL PICK-UP AND DELIVERY DRIVE APPLICATION

The RM253 features isle siping on the lugs to maximize traction in all types of weather conditions. The aggressive geometric groove base is designed to prevent stone retention and promote self cleaning ability. An all-purpose tread and base compound is specifically formulated for regional pick-up and delivery applications to enhance overall performance.

M+S Rated

MODERN TRACTION TREAD PATTERN
Computer designed tread pattern for an attractive modern appearance providing excellent all-season tire performance (M+S rating). The RM253 complements the RM170 in the steer position.

STONE PROTECTOR LEDGE
Stone protector ledges on lugs resist stone penetrations.

ASYMMETRIC DRAFT GROOVE WALLS
Promotes self-cleaning and to prevent stone retention.

CURB BAR WITH SIDEWALL DEPTH INDICATOR
Protects the sidewall from scuffing damage and indicates when a tire should be rotated to preserve the casing for retreading.

ROBUST CENTER RIB
Engineered to optimize handling response.

APPLICATION-SPECIFIC TREAD COMPOUND
Optimizes treadwear, handling and traction performance for pickup and delivery application.

Material #	Item #	Tire Size, Load Range / Ply Rating, Service Description & Max Speed	(Measured) Approved Rim Widths	Max. Inflation Pressure **psi kPa**	Single Max. Load **lb./kg**	Dual Max. Load **lb./kg**	Overall Diameter **inch mm**	Section Width **inch mm**	Static Loaded Radius **in./mm**	Dual Spcg. **inch mm**	REVs **miles kilo**	Tread Depth **32nds mm**	Buff Rad. **inch mm**	Buff Width **inch mm**	Ship Wt. **lbs. kg**	UPC
90000007265	n/a	225/70R19.5 F/12 125/123L 75 mph	(6.75) 6.0-6.75	95	3,640	3,415	32.24	8.90	15.00	10.0	643	18.5	18	7.24	66	029142721857
		120 km/h		660	1,650	1,550	819	225	381	254	400	14.9	457	184	29.9	
90000007266	71826	225/70R19.5 G/14 128/126L 75 mph	(6.75) 6.0-6.75	110	3,970	3,750	32.24	8.90	15.00	10.0	643	18.5	18	7.24	66	029142721864
		120 km/h		760	1,800	1,700	819	225	381	254	400	14.9	457	184	29.9	
90000007267	71845	245/70R19.5 G/14 133/131L 75 mph	(7.5) 6.75-7.5	110	4,540	4,300	33.27	9.80	15.43	11.0	623	18.5	22	7.99	75	029142721871
		120 km/h		760	2,060	1,950	845	250	392	279	387	14.9	559	203	34.2	
90000007268	71846	245/70R19.5 H/16 136/134M 81 mph	(7.5) 6.75-7.5	120	4,940	4,675	33.27	9.80	15.43	11.0	623	18.5	22	7.99	75	029142750475
		130 km/h		825	2,240	2,120	845	250	392	279	387	14.9	559	203	34.2	

Refer to the Load and Inflation Table for approved tire load limits at various cold inflation pressures.
Exceeding posted speed limits is unlawful and is not recommended by Cooper Tire.
Please refer to the Commercial Truck Tire and Vehicle Safety reference pages for proper care and service of truck and bus tires.
Cooper Tire reserves the right to change and improve construction, materials or specifications without notice or obligation.

RM300 HH

ROADMASTER TIRES™
ENGINEERED BY COOPERTIRES

ON/OFF-ROAD
DRIVE APPLICATION

The RM300 HH is an on/off-road drive tire designed to handle heavy hauling. The deep traction pattern, tread compounding and high tensile strength four-belt package combine to provide the retreadability, treadwear, and cut and chip resistance that your fleets require.

M+S Rated

STONE PROTECTOR LEDGE
Stone protector ledges on all lugs resist stone penetrations.

STONE EJECTORS
Stone ejectors in the bottom of the tread grooves protect the casing from stone penetrations.

CURB BAR WITH SIDEWALL DEPTH INDICATOR
Protects the sidewall from scuffing damage and indicates when a tire should be rotated to preserve the casing for retreading.

CUT AND CHIP RESISTANT TREAD COMPOUND
The cut and chip resistant tread compounding is specifically designed to perform in mixed service applications.

DEEP TREAD DEPTH
Rugged 29.5 / 32" of tread provides excellent traction and durability.

Material #	Item #	Tire Size, Load Range / Ply Rating, Service Description & Max Speed	(Measured) Approved Rim Widths	Max. Inflation Pressure **psi** **kPa**	Single Max. Load **lb./kg**	Dual Max. Load **lb./kg**	Overall Diameter **inch** **mm**	Section Width **inch** **mm**	Static Loaded Radius **in./mm**	Dual Spcg. **inch** **mm**	REVs **miles** **kilo**	Tread Depth **32nds** **mm**	Buff Rad. **inch** **mm**	Buff Width **inch** **mm**	Ship Wt. **lbs.** **kg**	UPC
90000007287	93734	11R22.5 H/16 146/143K 68 mph	(8.25) 7.5-8.25	120	6,610	6,005	42.09	11.20	19.57	12.5	493	29.5	26	9.02	127	029142663669
		110 km/h		830	3,000	2,725	1,069	284	497	318	306	23.5	660	229	57.7	
90000007288	93756	11R24.5 H/16 149/146K 68 mph	(8.25) 7.5-8.25	120	7,160	6,610	44.09	11.10	20.59	12.5	470	29.5	26	9.02	135	029142663676
		110 km/h		830	3,250	3,000	1,120	282	523	318	292	23.5	660	229	61.5	

Refer to the Load and Inflation Table for approved tire load limits at various cold inflation pressures.
Exceeding posted speed limits is unlawful and is not recommended by Cooper Tire.
Please refer to the Commercial Truck Tire and Vehicle Safety reference pages for proper care and service of truck and bus tires.
Cooper Tire reserves the right to change and improve construction, materials or specifications without notice or obligation.

RM872 EM

ROADMASTER TIRES™
ENGINEERED BY COOPERTIRES

PREMIUM LONG HAUL TRAILER
SMARTWAY VERIFIED

The RM872 EM is the newest addition to the Roadmaster line of fuel-efficient SmartWay verified tires. This premium long haul trailer tire has been extensively tested to deliver exceptional performance along with excellent fuel efficiency. The RM872 EM features unique shoulder grooves and micro-sipes that provide outstanding resistance to abnormal shoulder wear. Finally, stone ejectors located in the bottom of the tread grooves protect against stone penetration to enhance casing integrity.

EM ENERGY MAX FUEL EFFICIENT COMPOUND
The tire's tread design and rubber compounding provides low tire rolling resistance and contributes to fuel efficiency, earning SmartWay verification.

WIDE OUTSIDE SHOULDER RIBS
The large shoulder and center ribs resist scrubbing from high side forces which in turn promote long, even wear for long haul applications.

MICRO-SIPES ON GROOVES EDGES
Provide enhanced traction in wet road conditions and resists abnormal or "river wear."

STONE EJECTOR RIBS
Stone ejectors in the bottom of the tread grooves protect the casing from stone penetrations and help resist stone retention.

Material #	Tire Size, Load Range / Ply Rating, Service Description & Max Speed	(Measured) Approved Rim Widths	Max. Inflation Pressure **psi** **kPa**	Single Max. Load **lb./kg**	Dual Max. Load **lb./kg**	Overall Diameter **inch** **mm**	Section Width **inch** **mm**	Static Loaded Radius **in./mm**	Dual Spcg. **inch** **mm**	REVs **miles** **kilo**	Tread Depth **32nds** **mm**	Buff Rad. **inch** **mm**	Buff Width **inch** **mm**	Ship Wt. **lbs.** **kg**	UPC
90000007297	295/75R22.5 G/14 144/141L 75 mph	(9.0) 8.25-9.0	110	6,175	5,675	39.65	11.10	18.54	13.2	523	12.0	26	8.74	102	029142752219
	120 km/h		760	2,800	2,575	1,007	282	471	335	325	9.5	660	222	46.2	
90000022298	11R22.5 G/14 144/142L 75 mph	(8.25) 7.5-8.25	105	6,175	5,840	40.91	11.10	19.06	12.5	507	12.0	24	8.50	106	029142815259
	120 km/h		720	2,800	2,650	1,039	282	484	318	315	9.5	610	216	48.2	
90000022310	285/75R24.5 G/14 144/141L 75 mph	(8.25) 8.25-8.25	110	6,175	5,675	41.02	10.90	19.29	12.5	505	12.0	26	8.74	106	029142815273
	120 km/h		760	2,800	2,575	1,042	276	490	318	314	9.5	660	222	48.1	
90000022299	11R24.5 G/14 146/143L 75 mph	(8.25) 7.5-8.25	105	6,610	6,005	42.95	11.10	20.08	12.5	483	12.0	24	8.50	113	029142815266
	120 km/h		720	3,000	2,725	1,091	283	510	318	300	9.5	610	216	51.5	

Refer to the Load and Inflation Table for approved tire load limits at various cold inflation pressures.
Exceeding posted speed limits is unlawful and is not recommended by Cooper Tire.
Please refer to the Commercial Truck Tire and Vehicle Safety reference pages for proper care and service of truck and bus tires.
Cooper Tire reserves the right to change and improve construction, materials or specifications without notice or obligation.

RM272

ROADMASTER TIRES™ ENGINEERED BY COOPERTIRES

ALL POSITION
SPREAD AXLE TRAILER APPLICATION

The RM272 is an all-position/trailer tire featuring a premium, high-scrub tread compound that provides improved treadwear and solid, long-lasting protection against cutting and chipping in spread axle trailer applications. It is also well suited for straight trucks and recreational vehicles where stopping and starting occur frequently. The stone ejector ribs in the grooves help preserve the casing for retreading and the rounded shoulder design help minimize the effect of high lateral forces on the tire.

PREMIUM HIGH-SCRUB TREAD COMPOUND
The premium tread compound was developed to provide improved treadwear and solid, long-lasting protection against cutting and chipping.

ROUNDED SHOULDER PROFILE
The rounded shoulder design minimizes the effect of high lateral forces in spread axle applications.

STONE EJECTOR RIBS IN TREAD GROOVES
The stone ejector ribs in the center grooves help prevent stone retention and drilling thus preserving the casing for retreading.

MULTI-PURPOSE SIZE DESIGN
The 255/70R22.5 is designed with 16/32 tread depth and is suitable for use on spread-axle trailers, straight trucks and recreational vehicles.

ENGINEERED FOR RETREADABILITY
All Roadmaster tires are engineered for retreadability. With a cool-running base compound, optimized belt / tread package, and tread patterns designed to resist stone penetrations, Roadmaster tires deliver the durability and retreadability fleet owners expect.

Material #	Tire Size, Load Range / Ply Rating, Service Description & Max Speed	(Measured) Approved Rim Widths	Max. Inflation Pressure **psi kPa**	Single Max. Load **lb./kg**	Dual Max. Load **lb./kg**	Overall Diameter **inch mm**	Section Width **inch mm**	Static Loaded Radius **in./mm**	Dual Spcg. **inch mm**	REVs **miles kilo**	Tread Depth **32nds mm**	Buff Rad. **inch mm**	Buff Width **inch mm**	Ship Wt. **lbs. kg**	UPC
90000026979	245/70R17.5 J/18 143/141K 68 mph	(7.5) 6.75-7.5	125	6,005	5,675	31.22	9.40	14.41	11.0	664	14.5	22	8.50	69	029142850878
	110 km/h		875	2,725	2,575	793	240	366	279	413	11.5	559	216	31.3	
90000022852	255/70R22.5 H/16 140/137L 75 mph	(7.5) 7.5-8.25	120	5,510	5,070	36.61	10.00	17.24	11.3	566	16.0	28	8.25	92	029142817239
	120 km/h		830	2,500	2,300	930	253	438	287	352	12.5	711	210	41.9	
90000022853	275/70R22.5 J/18 148/145L 75 mph	(8.25) 7.5-8.25	130	6,940	6,395	38.11	10.90	17.68	13.2	544	18.0	28	9.02	108	029142817246
	120 km/h		900	3,150	2,900	968	277	449	335	338	14.5	711	229	49.2	
90000027584	11R22.5 G/14 144/142L 75 mph	(8.25) 7.5-8.25	105	6,175	5,840	43.62	10.90	19.33	12.5	475	16.0	24	8.50	131	029142870715
	120 km/h		720	2,800	2,650	1108	278	491	318	295	12.7	610	216	59.7	
90000027585	295/75R22.5 G/14 144/141L 75 mph	(9.0) 8.25-9.0	110	6,175	5,675	41.61	10.80	18.58	13.2	498	16.0	28	8.50	123	029142870722
	120 km/h		760	2,800	2,575	1057	275	472	335	310	12.7	711	216	55.9	

Refer to the Load and Inflation Table for approved tire load limits at various cold inflation pressures.
Exceeding posted speed limits is unlawful and is not recommended by Cooper Tire.
Please refer to the Commercial Truck Tire and Vehicle Safety reference pages for proper care and service of truck and bus tires.
Cooper Tire reserves the right to change and improve construction, materials or specifications without notice or obligation.

RM120

ROADMASTER TIRES™ ENGINEERED BY COOPERTIRES

LONG HAUL
TRAILER AND ALL-POSITION APPLICATION

The RM120 is a long haul trailer tire that has an optimized tread depth and high tensile strength four-belt package combine to provide the retreadability and even treadwear that your fleets require.

MICRO SIPES ON GROOVES EDGES
Provide enhanced traction in wet road conditions and resists "river wear."

STONE EJECTORS
Stone ejectors in the tread grooves protect the casing from stone penetrations.

Material #	Item #	Tire Size, Load Range / Ply Rating, Service Description & Max Speed	(Measured) Approved Rim Widths	Max. Inflation Pressure **psi kPa**	Single Max. Load **lb./kg**	Dual Max. Load **lb./kg**	Overall Diameter **inch mm**	Section Width **inch mm**	Static Loaded Radius **in./mm**	Dual Spcg. **inch mm**	REVs **miles kilo**	Tread Depth **32nds mm**	Buff Rad. **inch mm**	Buff Width **inch mm**	Ship Wt. **lbs. kg**	UPC
90000007212	98153	295/75R22.5 G/14 144/141L 75 mph	(9.0) 8.25-9.0	110	6,175	5,675	39.65	11.00	18.54	13.2	523	12.0	26	8.74	100	029142676645
		120 km/h		760	2,800	2,575	1,007	279	471	335	325	9.5	660	222	45.3	
90000007206	92334	11R22.5 G/14 144/142L 75 mph	(8.25) 7.5-8.25	105	6,175	5,840	41.10	10.90	19.17	12.5	504	12.0	24	8.50	103	029142649113
		120 km/h		720	2,800	2,650	1,044	276	487	318	313	9.5	610	216	46.9	
90000007207	92336	11R22.5 H/16 146/143L 75 mph	(8.25) 7.5-8.25	120	6,610	6,005	41.10	10.90	19.17	12.5	504	12.0	24	8.50	105	029142649120
		120 km/h		830	3,000	2,725	1,044	276	487	318	313	9.5	610	216	47.8	
90000007211	92345	285/75R24.5 G/14 144/141L 75 mph	(8.25) 8.25-8.25	110	6,175	5,675	40.94	10.80	19.25	12.5	506	12.0	24	8.62	107	029142649168
		120 km/h		760	2,800	2,575	1,040	275	489	318	315	9.5	610	219	48.4	
90000007210	92354	11R24.5 G/14 146/143L 75 mph	(8.25) 7.5-8.25	105	6,610	6,005	43.15	10.90	20.16	12.5	480	12.0	24	8.50	110	029142649137
		120 km/h		720	3,000	2,725	1,096	277	512	318	299	9.5	610	216	50.2	
90000007209	92356	11R24.5 H/16 149/146L 75 mph	(8.25) 7.5-8.25	120	7,160	6,610	43.15	10.90	20.16	12.5	480	12.0	24	8.50	112	029142649144
		120 km/h		830	3,250	3,000	1,096	277	512	318	299	9.5	610	216	51.1	

Refer to the Load and Inflation Table for approved tire load limits at various cold inflation pressures.
Exceeding posted speed limits is unlawful and is not recommended by Cooper Tire.
Please refer to the Commercial Truck Tire and Vehicle Safety reference pages for proper care and service of truck and bus tires.
Cooper Tire reserves the right to change and improve construction, materials or specifications without notice or obligation.

ROADMASTER TIRES™

ENGINEERED BY COOPERTIRES

COMMERCIAL APPLICATION TIRE SELECTION GUIDE

STEER	RM180+ (EM)	RM230 WB RM185HH RM230 HH	RM185HH RM230 HH	RM180+ (EM) RM185	RM185 RM230 HH RM234 (EM)
DRIVE	RM852 (EM) RM275 RM254	RM852 (EM) RM254 RM300 HH RM230 HH	RM852 (EM) RM254 RM300 HH RM230 HH	RM852 (EM) RM275 RM254	RM852 (EM) RM275 RM254 RM300 HH
TRAILER	RM872 (EM) RM120	RM185 RM170 RM230 HH RM272	RM230 HH RM185	RM872 (EM) RM120 RM185	RM230 HH RM185 RM234 (EM)

STEER	RM185 RM230 HH RM234 (EM)	RM234 (EM) RM230 HH	RM185 RM234 (EM)	RM180+ (EM)	RM332 WB RM230 WB RM185HH RM230 HH	RM230 WH
DRIVE	RM852 (EM) RM275 RM254 RM230 HH RM185	RM852 (EM) RM275 RM254 RM300 HH RM185 RM230 HH	RM852 (EM) RM275 RM254	RM852 (EM) RM275 RM254	RM254 RM300 HH RM230 HH	RM230 WH RM254 RM300 HH
TRAILER	RM185 RM230 HH RM234 (EM)	RM185 RM230 HH RM272	RM872 (EM) RM120 RM234 (EM) RM185 RM230 HH	RM872 (EM) RM120	**TAG FITMENT** RM185 RM170 RM230 HH	

STEER	RM180+ (EM) RM170 RM185 RM185HH	RM234 (EM) RM185	RM185 RM234 (EM)	RM332 WB RM230 WB RM230 HH RM185HH	RM185 RM230 HH RM234 (EM)	RM185 RM234 (EM)	RM332 WB RM230 WB RM230 HH	RM185 RM230 HH RM234 (EM)
DRIVE	RM852 (EM) RM275 RM185 RM185HH	RM852 (EM) RM275 RM254	RM254	RM254 RM300 HH RM230 HH	RM254 RM300 HH RM230 HH	RM275 RM254 RM234 (EM)	RM254 RM300 HH RM230 HH	RM852 (EM) RM275 RM254

Load and Inflation Table for Radial Medium Truck Tires

TIRE SIZE DESIGNATION	USAGE	TIRE LOAD LIMITS AT VARIOUS COLD INFLATION PRESSURES													
		kPa	480	520	550	590	620	660	690	720	760	790	830	860	900
		psi	70	75	80	85	90	95	100	105	110	115	120	125	130
245/70R17.5	DUAL	kg			1800	1900	1980	2080	2160	2230	2330	2410	2500	**2575(J)**	
		lbs.			3970	4190	4365	4585	4760	4915	5135	5315	5510	**5675(J)**	
	SINGLE	kg			1910	2020	2100	2210	2280	2360	2470	2550	2650	**2725(J)**	
		lbs.			4210	4455	4630	4870	5025	5200	5445	5620	5840	**6005(J)**	
215/75R17.5	DUAL	kg			1450	1520	1590	1650	1720	1790	1860	1910	1990	**2060(H)**	
		lbs.			3195	3345	3500	3650	3795	3945	4095	4220	4390	**4540(H)**	
	SINGLE	kg			1530	1610	1680	1750	1820	1900	1960	2040	2110	**2180(H)**	
		lbs.			3375	3540	3695	3860	4010	4180	4330	4495	4650	**4805(H)**	
235/75R17.5	DUAL	kg			1800	1900	1980	2070	2150	2240	2330	2410	2490	**2575(J)**	
		lbs.			3970	4170	4365	4555	4745	4935	5125	5310	5495	**5675(J)**	
	SINGLE	kg			1910	2000	2100	2200	2280	2360	2460	2550	2640	**2725(J)**	
		lbs.			4200	4410	4615	4820	5025	5225	5420	5620	5810	**6005(J)**	
225/70R19.5	DUAL	kg	1230	1300	1360	1410	1470	**1550(F)**	1580	1640	**1700(G)**				
		lbs.	2720	2860	3000	3115	3245	**3415(F)**	3490	3615	**3750(G)**				
	SINGLE	kg	1310	1380	1450	1500	1570	**1650(F)**	1690	1740	**1800(G)**				
		lbs.	2895	3040	3195	3315	3450	**3640(F)**	3715	3845	**3970(G)**				
245/70R19.5	DUAL	kg	1390	1460	1550	1590	1660	1750	1790	1850	**1950(G)**	2040	**2120(H)**		
		lbs.	3070	3220	3415	3515	3655	3860	3940	4075	**4300(G)**	4520	**4675(H)**		
	SINGLE	kg	1480	1550	1650	1700	1770	1850	1900	1970	**2060(G)**	2150	**2240(H)**		
		lbs.	3265	3425	3640	3740	3890	4080	4190	4335	**4540(G)**	4740	**4940(H)**		
265/70R19.5	DUAL	kg	1560	1640	1700	1780	1860	1950	2000	2000	**2120(G)**				
		lbs.	3430	3600	3750	3930	4095	4300	4405	4415	**4675(G)**				
	SINGLE	kg	1660	1740	1800	1900	1970	2060	2130	2200	**2300(G)**				
		lbs.	3650	3830	3970	4180	4355	4540	4685	4850	**5070(G)**				
285/70R19.5	DUAL	kg	1780	1870	1960	2070	2160	2270	2350	2430	2540	2620	2725	**2800(H)**	
		lbs.	3930	4125	4340	4555	4770	4980	5190	5395	5600	5805	6005	**6175(H)**	
	SINGLE	kg	1900	1990	2090	2210	2300	2410	2500	2590	2700	2790	2900	**3000(H)**	
		lbs.	4185	4390	4625	4855	5080	5305	5525	5745	5965	6180	6395	**6610(H)**	
10R22.5	DUAL	kg	1750	1830	1910	2000	2080	2160	2240	2300	2360	**2430(G)**			
		lbs.	3860	4045	4230	4410	4585	4760	4940	5075	5210	**5355(G)**			
	SINGLE	kg	1850	1940	2030	2120	2200	2280	2360	2430	2500	**2575(G)**			
		lbs.	4080	4280	4480	4675	4850	5025	5205	5360	5515	**5675(G)**			
11R22.5	DUAL	kg	1990	2080	2160	2250	2360	2460	2560	**2650(G)**	2680	2710	**2725(H)**		
		lbs.	4380	4580	4760	4950	5205	5415	5625	**5840(G)**	5895	5950	**6005(H)**		
	SINGLE	kg	2050	2160	2260	2370	2500	2600	2700	**2800(G)**	2870	2940	**3000(H)**		
		lbs.	4530	4770	4990	5220	5510	5730	5950	**6175(G)**	6320	6465	**6610(H)**		
12R22.5	DUAL	kg	2170	2260	2350	2440	2575	2630	2680	2725	2840	2960	**3075(H)**		
		lbs.	4780	4990	5190	5390	5675	5785	5895	6005	6265	6525	**6780(H)**		
	SINGLE	kg	2240	2360	2470	2580	2725	2820	2910	3000	3120	3240	**3350(H)**		
		lbs.	4940	5200	5450	5690	6005	6205	6405	6610	6870	7130	**7390(H)**		
255/70R22.5	DUAL	kg	1630	1710	1800	1860	1940	2000	2020	2090	2120	2230	**2300(H)**		
		lbs.	3585	3765	3970	4110	4275	4410	4455	4610	4675	4915	**5070(H)**		
	SINGLE	kg	1730	1820	1900	1980	2060	2120	2220	2300	2360	2450	**2500(H)**		
		lbs.	3815	4005	4190	4370	4550	4675	4895	5065	5205	5400	**5510(H)**		
275/70R22.5	DUAL	kg	1750	1870	1950	2070	2150	2260	2350	2420	2530	2610	2720	2800	**2900(J)**
		lbs.	3865	4120	4315	4560	4745	4990	5170	5350	5585	5760	5995	6170	**6395(J)**
	SINGLE	kg	1910	2030	2130	2250	2340	2460	2550	2640	2750	2840	2950	3040	**3150(J)**
		lbs.	4200	4475	4685	4955	5155	5420	5615	5810	6065	6255	6510	6700	**6940(J)**
295/75R22.5	DUAL	kg	1860	1950	2060	2130	2220	2300	2390	2470	**2575(G)**	2680	2820	**3000 (H)**	
		lbs.	4095	4300	4540	4690	4885	5070	5260	5440	**5675(G)**	5920	6220	**6610 (H)**	
	SINGLE	kg	2040	2140	2240	2340	2440	2500	2620	2710	**2800(G)**	2950	3100	**3250 (H)**	
		lbs.	4500	4725	4940	5155	5370	5510	5780	5980	**6175(G)**	6500	6830	**7160 (H)**	
315/80R22.5 RM185 HH	DUAL	kg	2310	2420	2575	2650	2750	2900	2970	3070	3150	3270	**3450(J)**		
		lbs.	5095	5345	5675	5840	6070	6395	6545	6770	6940	7210	**7610(J)**		
	SINGLE	kg	2540	2660	2800	2910	3030	3150	3260	3370	3450	3590	**3750(J)**		
		lbs.	5600	5875	6175	6415	6670	6940	7190	7440	7610	7920	**8270(J)**		
315/80R22.5 RM230 HH+ RM230 WH	DUAL	kg	2310	2420	2575	2650	2750	2900	2970	3070	3150	3270	3450	3580	**3750(L)**
		lbs.	5095	5345	5675	5840	6070	6395	6545	6770	6940	7210	7610	7900	**8270(L)**
	SINGLE	kg	2940	3090	3230	3370	3510	3650	3780	3910	4000	4160	4250	4410	**4540(L)**
		lbs.	6485	6800	7120	7430	7730	8050	8320	8610	8820	9180	9370	9730	**10000(L)**
385/65R22.5	SINGLE	kg	2880	3060	3150	3350	3470	3650	3740	3850	4000	4100	4250	4380	**4500(L)**
		lbs.	6380	6720	6940	7350	7650	8050	8230	8510	8820	9050	9370	9650	**9920(L)**
425/65R22.5	SINGLE	kg	3430	3640	3750	3980	4130	4250	4440	4580	4750	4880	**5150(L)**		
		lbs.	7590	7990	8270	8740	9100	9370	9790	10100	10500	10700	**11400(L)**		
11R24.5	DUAL	kg	2110	2210	2300	2390	2500	2580	2660	**2725(G)**	2820	2910	**3000(H)**		
		lbs.	4660	4870	5070	5260	5510	5675	5840	**6005(G)**	6205	6405	**6610(H)**		
	SINGLE	kg	2190	2300	2410	2520	2650	2770	2890	**3000(G)**	3080	3160	**3250(H)**		
		lbs.	4820	5070	5310	5550	5840	6095	6350	**6610(G)**	6790	6970	**7160(H)**		
12R24.5	DUAL	kg	2300	2400	2500	2600	2650	2770	2890	3000	3080	3160	**3250(H)**		
		lbs.	5080	5300	5520	5730	5840	6095	6350	6610	6790	6970	**7160(H)**		
	SINGLE	kg	2380	2500	2630	2740	2900	3020	3140	3250	3350	3450	**3550(H)**		
		lbs.	5240	5520	5790	6040	6395	6650	6910	7160	7380	7600	**7830(H)**		
285/75R24.5	DUAL	kg	1870	1970	2060	2150	2240	2360	2410	2490	**2575(G)**				
		lbs.	4135	4340	4540	4740	4930	5205	5310	5495	**5675(G)**				
	SINGLE	kg	2060	2160	2240	2360	2460	2575	2650	2740	**2800(G)**				
		lbs.	4545	4770	4940	5210	5450	5675	5835	6040	**6175(G)**				

ROADMASTER TIRES™

ENGINEERED BY COOPERTIRES

STANDARD LIMITED WARRANTY

REPLACEMENT ALL-STEEL RADIAL TRUCK TIRES

ELIGIBILITY
This warranty applies to the original purchaser of a Roadmaster All-Steel Radial truck tire and is not transferable. Eligible tires must be purchased new and used on the vehicle which they were originally installed. Proof of purchase is required for all warranty claims. Additionally, they must be the size, load index, and speed rating equivalent or greater than that specified by the vehicle manufacturer. This warranty applies to the 48 contiguous continental United States, Alaska, Hawaii, District of Columbia and Canada. For warranty exclusions see "WHAT ISN'T COVERED".

WHAT IS COVERED AND FOR HOW LONG
Roadmaster warrants to the original purchaser that if a Roadmaster tire becomes unserviceable due to an eligible adjustable condition during the tread life (defined below), the tire will be replaced with an equivalent new Roadmaster tire. A replacement charge (defined below) will be required in order to obtain a replacement tire.

OTHER THAN FIRST QUALITY TRUCK TIRES
Roadmaster All-Steel Radial truck tires branded "BLEMISH" (non-uniform) have the same warranty as first quality tires except for ride complaints and the appearance or other conditions which caused the tires to be classified as other than first quality. Tires branded "NON-ADJ" (non-adjustable) are not covered by this Warranty.

TREAD LIFE
When the tread becomes worn down to 2/32" (1.6 mm) anywhere on the tire (shown by tread wear indicators molded into the tread grooves) the tire is worn out and this warranty ends. Driving habits, driving conditions, tire and vehicle maintenance all play a part in the tread life of a tire and all differ with each purchaser. **WARNING** - for important safety information, you must read the section titled "Tire Service Life" and the Tire Safety Warnings section of this guide. Safety information is also located at **www.roadmastertires.com** (and select: "Tire Safety); and, from your dealer.

REPLACEMENT CHARGE
The Replacement Charge will be determined by multiplying the dealer's current selling price by the percentage of original tread depth worn from the tire. You must pay for mounting, balancing and any other additional charges, such as taxes or the acceptance of a higher priced replacement tire.

CASING ALLOWANCE
In normal highway service and off-road service, if within **six (6) years** of date of manufacture a Roadmaster All-Steel Radial medium truck tire becomes unserviceable and is not retreadable due to an adjustable condition in the casing, or if it does not provide two (2) retreads of service it is eligible for the applicable casing allowance specified:

First Retread = $90.00 Second Retread = $60.00		First Retread = $60.00 Second Retread = $30.00	First Retread = $30.00 Second Retread = $15.00	
11R22.5	285/75R24.5	255/70R22.5	215/75R17.5	225/70R19.5
11R24.5	315/80R22.5	275/70R22.5	235/75R17.5	245/70R19.5
12R22.5	385/65R22.5	10R22.5	245/70R17.5	265/70R19.5
12R24.5	425/65R22.5			285/70R19.5
295/75R22.5				

Radial truck tires branded "BLEMISH", "MAL-WEAR", "NON-UNIF" (non-uniform) or "NON-ADJ" (non-adjustable) are not eligible for a casing allowance.

HOW TO OBTAIN AN ADJUSTMENT
Tire adjustments must be presented to your local Roadmaster dealer. You must present this booklet, proof of purchase and be the original owner when requesting a replacement for your tire. See "WHERE TO GO FOR WARRANTY REPLACEMENT".

WHAT IS NOT COVERED
Adjustments will not be made for:

A. Tires that become unserviceable due to:
   1. Conditions resulting from road hazards, such as (A) impact damage, (B) cuts, (C) snags, or (D) punctures, or (E) vandalism.
   2. Conditions such as, but not limited to, uneven, cupping, spotty, feathering tread wear resulting from (A) improper installation, (B) wheel misalignment, (C) tire/wheel assembly imbalance, (D) use of an improper rim, (E) improper mounting or dismounting or (F) misapplication, or (G) use of chains.
   3. Conditions resulting from consumer damage, such as (A) improper tire and vehicle maintenance, (B) misuse, (C) abuse, (D) accident, fire or chemical corrosion, (E) underinflation, (F) overloading, (G) over deflection, (H) failure to follow recommended rotation practices.

B. Ride complaints after the first 2/32" (1.6mm) of tread wear on the original factory tread. Tread wear within the first 2/32" (1.6mm) will be credited on a pro-rated basis for the original Roadmaster factory tread.

C. Ride complaints on tires branded "Blemish", "Mal-Wear", "Non-Uniform, or "Non-Adjustable".

D. Use in any racing applications.

E. Ozone or weather checking on tires over (4) four years from date of manufacture or date of purchase. Proof of purchase is required. Without proof of purchase the manufacture date will be used to determine eligibility.

F. Tires stored improperly., OR

G. Tires that are:
   1. Worn unevenly and/or show a difference of 2/32" (1.6mm) between the grooves.
   2. Installed on any vehicle other than the vehicle on which they were first installed.
   3. Sold or adjusted outside the 48 contiguous continental United States, Alaska, Hawaii, District of Columbia and Canada.
   4. Acquired as used (tires purchased used or retreaded, equipped on a pre-owned vehicle, etc.).
   5. Altered in any manner (additional siping, buffing, stud pin holes, re-grooving, truing, etc.).
   6. Worn to 2/32" (1.6mm) or more than 72 months old (based on original date of purchase) whichever comes first. Proof of purchase is required. Without proof of purchase the manufacture date will be used to determine eligibility.
   7. Improperly repaired or with repairs not conforming to the Rubber Manufacturer's Association standards.

NO ROAD HAZARD COVERAGE
Many dealers sell or provide their own warranty coverage for road hazards and/or repairs. Roadmaster Tire does not provide this coverage. Check with your dealer to determine if Road Hazard/Repair coverage is available from them.

REPLACEMENT WARRANTY
If you receive a replacement tire under the terms of this Warranty, the replacement tire will be covered by the Warranty then currently given by Roadmaster for the replacement tire.

WHERE TO GO FOR WARRANTY REPLACEMENT
See your Roadmaster dealer. They are listed in the yellow pages under Tire Dealers–Retail. In the event you are unable to locate a Roadmaster dealer, you can obtain assistance by contacting the Consumer Relations Department, telephone number 1-800-822-8686. You may also visit us at **www.roadmastertires.com**.

CONDITIONS AND EXCLUSIONS
Any tire, no matter how well constructed, may fail in service or otherwise become unserviceable due to conditions beyond the control of the manufacturer. Nothing in this Warranty is intended to be a representation by Roadmaster that tire failure cannot occur.

TIRE SERVICE LIFE
Roadmaster recommends that all passenger, light truck and commercial tires, including full-size spare tires, that are beyond 10 years from their date of manufacture, be replaced with new tires. Tires that are 10 or more years old should be replaced even if the tires appear to be undamaged and have not reached their tread wear limits. In some cases, a vehicle manufacturer may make a recommendation for tire replacement earlier than 10 years for their products based upon their understanding of the specific vehicle characteristics and application. If so, you should follow those vehicle manufacturer's specific recommendations for their vehicle.

CONSUMER RIGHTS
This Warranty gives you specific legal rights, and you may also have other rights which vary from state to state.

OWNER'S OBLIGATION
When making a claim, you must return the tire to be replaced to your Roadmaster dealer.

Proper vehicle and tire care is necessary to obtain the expected wear from a tire. It is your obligation to properly maintain your tires and the vehicle upon which they are mounted, including: (A) operating your tires at the inflation pressures recommended by the vehicle manufacturer, (B) keeping your tire/wheel assemblies in balance, (C) proper wheel alignment, and (D) rotation. You must check your tire's inflation pressure at least monthly and before long trips.

We recommend that you have your Roadmaster dealer inspect your tires any time you notice irregular or uneven tread wear and rotate them, if necessary. Also, they should be inspected by your dealer any time your vehicle is brought in for service.

For additional safety information please visit:

www.ustires.org www.nhtsa.gov www.safercar.gov www.nsc.org
www.rubberassociation.ca www.tc.gc.ca

ROADMASTER TIRE
P.O. BOX 550
FINDLAY, OHIO 45839

Visit our website at: www.us.coopertire.com
1-800-854-6288

REV. 11-10-17

COOPERTIRES

COOPER CARES-PONDENCE

Consumer Relations • 701 Lima Avenue • Findlay, OH 45840-2315
419.423.1321 • coopertire.com

To: All Commercial Truck Tire Customers **No.** 222

Subject: Dealer Safety Information Checklist & Reminder for Medium Truck Tires

Here at Cooper Tire & Rubber Company we constantly strive to provide you with great service and value. Continuously providing you with safety information goes beyond just the point of sale. Keeping you well informed and up-to-date on tire safety issues is important. This Cares-pondence is a reminder of a few important subject areas that can help keep you, your employees and customers safer.

It is essential that you and each of your employees take a few minutes to understand the following information and to pass on vital safety information to your customers and sub-dealers, so they can keep up to date as tire professionals to better serve our consumers and their needs...and for better work place management.

OSHA Regulations:

OSHA Regulation 29 CFR 1910.177 on Servicing Multi-piece and Single-Piece Rim Wheels on trucks, trailers, buses, and off-road vehicles is the source of regulations for proper equipment, mounting and dismounting procedures, and training requirements. It also gives requirements for maintenance and review of documented training. It does not apply to passenger and light truck service using automobile tires or "LT" tires. The website is "OSHA regulation 29 CFR 1910.177".

RMA Wall Charts

If you perform medium truck tire service at your location, the appropriate wall charts for medium truck service locations are an OSHA requirement and serve as a source of awareness, training, industry standards, and education for you and your employees. In the unfortunate event of a work place accident or injury, failure to have these charts on display may result in fines.

- Charts needed for medium truck service include:
  - Zipper Rupture
  - Puncture Repair Procedures for Truck/Bus Tires
  - Demounting and Mounting Procedures for Truck/Bus Tires
  - Multi-piece Rim Matching Chart
- Additional charts are needed for shops that also provide passenger/light truck service.

All RMA wall charts can be ordered on-line at www.rma.org.

Proper Truck Tire Repair

The puncture repair injury limit is 3/8" in the tread area for truck/bus tires with a load range of F and higher. The tire must be removed from the wheel for a thorough inspection for any internal damage. The repair must include a patch for the inner-liner and an insert to fill the injury. Never substitute an inner tube for a repair. Tire repair should be done only by trained personnel.

FAILURE TO FOLLOW THE RMA RECOMMENDED PROCEDURES COULD LEAD TO SUDDEN TIRE FAILURE!

1

Training Requirements

The employer shall provide training and assure that each employee demonstrates and maintains the ability to service rim wheels safely, including the following tasks:

- Demounting of tires
- Inspection and identification of wheel components
- Mounting tires
- Use of a restraining device or barrier
- Handling of rim wheels
- Inflation of single piece rim wheel mounted on a vehicle
- Understanding of the necessity of standing outside the potential trajectory area
- Installation and removal of rim wheels
- Employer must continuously evaluate each employee's ability to perform these tasks.

Restraining Device

The employer must provide a restraining device to be used when inflating medium truck tires. Each restraining device must also include the following items:

- A clip-on chuck
- An in-line valve with a pressure gauge or pre-settable regulator
- A sufficient length of hose between the chuck and valve to allow the employee to be outside the potential trajectory area.

Zipper Rupture procedures (ZIP-0108)

Employers must display the "Zipper Rupture" wall chart and train the employees on all the warnings. A restraining device with a clip on chuck, an in-line valve with a pressure gauge, and sufficient length of hose to allow the employee to be outside the potential trajectory area is required to test inflate these tires. The process outlined on the wall chart must be followed.

- Step 1: Inspect the tire and look for punctures, cuts, snags, or bulges
- Step 2: Mount and inflate with the valve stem removed in a restraining device to 20psi and inspect the tire for distortions or undulations. If any of these conditions exist, stop, deflate the tire, and remove the tire from service.
- Step 3: If the inspection is good, inflate the tire in the cage to 20psi over the maximum inflation pressure molded on the sidewall of the tire with the valve core still removed. On light truck and medium truck applications inflate to 20psi over the maximum pressure molded on the sidewall, BUT DO NOT EXCEED 120psi. On bus and refuse applications inflate to 20psi over the maximum pressure that is molded in the sidewall, BUT DO NOT EXCEED 140psi. Listen for snapping, popping or crackling sounds, and look for undulations in the sidewall. If any of these conditions exist, stop, deflate the tire, and remove the tire from service. If none of the conditions are present remove the clip-on air chuck, install a valve core and adjust the inflation to the recommended operating pressure.

Tire Maintenance and Inspections

Tires and wheels/rims should be thoroughly inspected on a regular basis, before each trip and daily during continuous service, with special attention to inflation pressures.

- Inflation pressures should be checked, with a reliable tire pressure gauge, and corrected to the proper pressure, when tires are cooled to the outdoor temperature.
- It is normal for the pressure in a tire to increase as the tire heats up in service. The amount of pressure increase will be affected by the tire size, type and operating factors such as speed, load, distance traveled and surrounding temperatures. Generally, a build-up of 1- to 15 psi should be expected. **Do not reduce this pressure by bleeding. It will return to normal when the tire cools.**
- If a hot tire shows less than recommended cold inflation pressure, the tire is underinflated. Inflate to recommend cold inflation pressure plus an additional 10 psi. As soon as the tire cools, recheck and set pressure to the recommended level. **Never** re-inflate a tire that is seriously underinflated without disassembly and internal examination. Check the tire, tube, valve, and rim for damage.

Tire Registration Cards

Even if you do not mail the registration cards for the consumer, you are required by Federal law to supply a registration form completed with the dealer name, dealer address and DOT tire identification code for each tire(s) sold.

- Under the TREAD ACT if you fail to comply with registration standards you may face a penalty of up to $5,000 for each offense, and up to a maximum of $15 million.
- Tire registration can be handled by the dealer or the consumer using the mail-in cards found in the back of the Consumer Replacement Tire Guide Limited Warranty & Registration Booklet or with a generic tire registration card or on-line at www.RoadmasterTires.com.
- Cooper Tire would encourage you to register all tires sold on-line at www.RoadmasterTires.com.
- Remember – if your customers do not complete and mail, or register on-line, their tire purchase they cannot be notified in the event of a recall.

Truck Tire Warranty

The warranty booklet describes in detail what is and is not covered under the Roadmaster Tire warranty. In addition, these booklets contain valuable safety and maintenance information that consumers should be aware of.

- A warranty booklet must be provided to the consumer with each tire sale.
- The registration can be handled by the dealer or the consumer using the mail-in card found in the back of the warranty booklet or on-line at www.RoadmasterTires.com.
- Cooper Tire would encourage you to register all tires sold on-line at www.RoadmasterTires.com.

If you have any questions concerning these topics or require additional information please contact Consumer Relations at 1-800-854-6288.

If you wholesale tires to other dealers (sub-dealers), each one must receive a copy of this Cares-pondence. For Cooper and other House brand distributors, you can order additional copies of this Cares-pondence at www.CooperTireAdStore.com or by calling 877-314-1620.

If you are a private brand distributor you can order additional copies of this Cares-pondence or other materials through the Consumer Relations Department, Cooper Tire & Rubber Company, Findlay, Ohio 45840 or call 1-800-854-6288.

2220411

RMA Reference Materials

Cooper Tire offers RMA tire care and service materials that should be used as service and training resources for both you and your employees. This packet includes instructional wall charts for tire repairs, mounting and demounting, zipper ruptures and more. Call (877) 314-1620 or visit www.CooperTireAdStore.com and ask for product #60H011012 for additional copies.

SERVICE BULLETIN

No. 99

TECHNICAL BULLETIN

RECOMMENDED TIRE PRESSURES

FOR LONG HAUL APPLICATION AT 80,000 LBS. MAXIMUM GVW

DRIVE & TRAILER TIRES:
FOR LONG HAUL APPLICATION AT MAXIMUM GVW (17,000 LBS.PER DRIVE/TRAILER AXLE) IT IS RECOMMENDED TO USE THE FOLLOWING INFLATION PRESSURES FOR DUALED DRIVE AND TRAILER TIRES:

85 PSI FOR SIZES: 11R22.5, 11R24.5, 295/75R22.5,285/75R24.5

100 PSI FOR THE 255/70R22.5 SIZE

STEER AXLE TIRES:
FOR LONG HAUL APPLICATION USING 12,000 LBS. MAX. STEER AXLE WEIGHT IT IS RECOMMEND TO USE THE FOLLOWING INFLATION PRESSURE FOR STEER TIRES:

100 PSI FOR SIZES: 11R22.5, 11R24.5, 295/75R22.5, 285/75R24.5

NOTE: ALWAYS CHECK & ADJUST INFLATION PRESSURES WHEN TIRE IS COLD.

FOR APPLICATIONS OTHER THAN LONG HAUL, OR LONG HAUL OTHER THAN 80,000 LBS. GVW CONSULT YOUR TIRE MANUFACTURER.

TYPICAL AXLE LOADS FOR 80,000 LBS. GVW

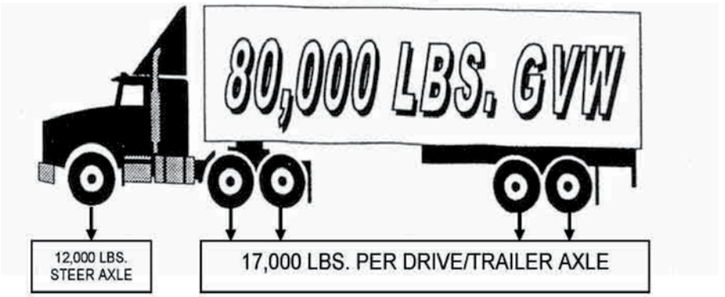

12,000 lbs. + 4 axles x 17,000 lbs. = 80,000 lbs.

CONSUMER RELATIONS COOPER TIRE

Proper inflation pressure is one of the most important maintenance practices to achieve long tire life.

- EQUAL INFLATION PRESSURE ON DUAL ASSEMBLIES IS ESSENTIAL FOR BALANCED WEAR AND DURABILITY.
- PERFORM WEEKLY INFLATION CHECKS WITH A CALIBRATED PRESSURE GAUGE.
- LOAD & INFLATION TABLES CAN BE OBTAINED FROM COOPER TIRE FOR DETERMINING THE PROPER TIRE PRESSURES. TIRE & RIM ASSOCIATION SETS THESE STANDARDS.
- UNDERINFLATION CAN –
  - REDUCE CASING LIFE
  - CAUSE FAST WEAR
  - CAUSE IRREGULAR WEAR
  - REDUCE FUEL ECONOMY
  - CAUSE SUDDEN TIRE DESTRUCTION
- OVER INFLATION CAN –
  - DECREASE RESISTANCE TO PUNCTURES & IMPACTS
  - REDUCE TIRE FOOTPRINT SIZE
  - CAUSE IRREGULAR SHOULDER WEAR
  - CAUSE IMPROPER HANDLING
  - CAUSE RIDE & HANDLING DISTURBANCES
  - CAUSE REDUCED TRACTION
- SHOULD THERE BE ANY QUESTIONS, PLEASE CONTACT OUR CONSUMER RELATIONS DEPARTMENT AT 1-800-854-6288.

For a book including all Cooper Tire Service Bulletins please call (877) 314-1620
or visit www.CooperTireAdStore.com and ask for product #860-P84-6616.

SERVICE BULLETIN

Service Bulletin #92
April 15, 1996

PROPER BEAD SEATING ON RADIAL MEDIUM TRUCK TIRES AND ITS EFFECT ON PERFORMANCE

An improperly seated bead creates uneven wear patterns, increases the chance for ride/vibration complaints, and creates additional stress in the bead area with the potential for tire failure.

Extreme stress may be placed on beads forced into the rim flange in a distorted manner, which may cause fatigue in tire components and result in tire failure.

During the mounting process, never assume the bead is seated when it appears to have moved against the rim flange: the beads may be only partially seated (see diagram). Make your service personnel completely aware of the proper techniques for correctly seating a bead in the mounting process. Train your service personnel to strictly follow the Rubber Manufacturers Association's "DEMOUNTING AND MOUNTING PROCEDURES FOR TRUCK/BUS TIRES", and emphasize the following steps:

1. ALWAYS check the rim for potential problems. Rusty or dirty rims should be cleaned thoroughly to ensure a clean bead seat area. Bent or cracked rims should be destroyed and replaced.
2. ALWAYS lubricate both beads and both rim flanges with an accepted lubricant.

CONSUMER RELATIONS **COOPER TIRE**

3. ALWAYS be sure to inflate the tire/rim assembly in a safety cage or other approved restraining device. NEVER inflate beyond 5 psi before placing the tire/rim assembly in the restraining device. Use a clip-on air chuck and remain out of the trajectory path (extending outward from both sidewalls).

4. ALWAYS be sure the tire is properly seated by checking to see that the distance between the rim flange and the aligning ring is uniform around the complete circumference on both sides of the tire. If this is not the case, the tire/rim assembly must be broken down and the procedure started over.

MOUNTING TIRES IS DANGEROUS -
FAILURE TO FOLLOW THE ABOVE AND RMA'S
"DEMOUNTING AND MOUNTING PROCEDURES
FOR TRUCK/BUS TIRES" CHART AND SAFETY
PRECAUTIONS CAN RESULT IN SERIOUS INJURY
OR DEATH

If you sell radial medium truck tires to other dealers (sub-dealers) or fleet accounts, each should receive a copy of this Service Bulletin. Please advise Cooper or your supplier of the number of Service Bulletins that are needed for your sub-dealers and we will provide them to you at no charge. You may order this Service Bulletin through the Consumer Relations Department, Cooper Tire & Rubber Company, Findlay, Ohio 45840. Should you wish to order copies of RMA's "Demounting and Mounting Procedures for Truck/Bus Tires" chart, you should contact RMA at the following address:

PUBLICATIONS DEPARTMENT, RUBBER MANUFACTURERS ASSOCIATION
1400 K STREET, N.W.
WASHINGTON, D.C. 20005
PHONE 800-325-5095

GOVERNMENT STANDARDS FOR COMMERCIAL TRUCK TIRES

OSHA Standard No. 29, CFR Part 1910.177 – Tires and rims can be very dangerous if misused or worn out. Many fatal accidents result from improper handling of and operation with truck rims and wheels. As a result, the U.S. Occupational Safety and Health Administration (OSHA) has issued standards regarding wheel and rim servicing, "Servicing Single-Piece and Multi-Piece Rim/Wheel." It is of the utmost importance that the precautions and instructions outlined in the OSHA standards be followed by all persons servicing single-piece truck wheels to avoid personal injuries and damage, as well as comply with Federal regulations. A complete copy of OSHA Standard No. 29, CFR Part 19010.177 which includes servicing multi-piece as well as single piece rims/wheels is available by contacting:

Tire Industry Association (TIA)
1532 Pointer Ridge Place
Suite G
Bowie, MD 20716-1883
240-544-1270 or 800-876-8372 x100

www.tireindustry.org

DOT Regulations Regarding Tires – The Federal Motor Carrier Safety Regulations book is updated monthly and designed to provide employers and employees of the commercial motor vehicle industry reasonably accurate information regarding the expectations of the Department of Transportation.

Tread depth *for any tire on the front wheels of a bus, truck or truck tractor must have a tread depth of at least 4/32nds of an inch when measured at any point on a major tread groove. All other tires on the vehicle must have a tread depth of at least 2/32nds of an inch when measure at any point on a major tread groove. If any measurements are at or below these depth requirements in any part of the tread, the tire should be removed from service immediately.*

For details with regard to tire conditions, tread depth, regrooved tires, load ratings and inflation pressure see Part 393.75, Tires of the Federal Motor Carrier Safety Regulations book.

Radial Tire & Disc Wheel Service Manual – The Technology & Maintenance Council (TMC) publishes the procedures manual covering tubeless truck radial tires and disc wheels. The material in this manual covers many topics including but not limited to regrooving, repairs, safety procedures, tire / wheel / rim maintenance and basic tire and wheel information. For information on obtaining copies of the guide, contact:

Technology & Maintenance Council
American Trucking Associations
2200 Mill Road
Alexandria, VA 22314
(703) 838-1763
tmc@trucking.org
http://tmc.trucking.com

or

ATA Marketplace
(800) ATA-LINE
http://www.truckline.com/store

NECESSARY COMMERCIAL TRUCK TIRE AND VEHICLE SAFETY REFERENCES

The purpose of this section of the product manual is to provide tire service buyers, professionals and end users an understanding of the many factors that are essential to the proper care and service of truck and bus tires.

This is not all inclusive and is not intended to eliminate in-depth, practical training, especially in areas such as: tire mounting and demounting, tire and wheel balancing, tire retreading, tire pressure monitoring systems (TPMS) and tire repairing. Personnel that service tires must receive professional training and certification. Tire manufacturers and industry organizations provide comprehensive, hands-on training programs for tire service professionals. For more information on TIA Certified Commercial Tire Service Technician Programs, please contact TIA at www.tireindustry.org or call 800-876-8372 x107.

"WARNINGS" and "CAUTIONS" contained in all tire publications are important and must be followed. Questions pertaining to specific products or pieces of service equipment should be addressed directly to the manufacturer of that product.

Truck tires are designed and manufactured to meet strict governmental requirements, internal company standards, vehicle performance characteristics and driver expectations. Modern tire technology blends a unique mix of chemistry, physics and engineering to give drivers a high degree of tire performance that provides safety, reliability, efficiency, long wear and comfort. Tires are manufactured, inspected and tested to assure safety and satisfaction. As a result, properly cared-for tires will provide a longer service life.

The Most Important Factors In Truck Tire Safety, Performance and Service Life Are:

- PROPER TIRE SIZE, TYPE, AND LOAD CAPACITY (LOAD RANGE)
- PROPER INFLATION PRESSURE
- PROPER TIRE AND WHEEL ALIGNMENT
- PROPER TIRE AND WHEEL BALANCE
- PROPER LOADING OF THE VEHICLE
- PROPER TIRE REPAIRS
- VEHICLE CONDITION AND MAINTENANCE
- GOOD DRIVING HABITS

Tire and wheel servicing can be dangerous and if done improperly could cause serious injury if not death. Servicing tires should only be done by qualified and trained personnel, while using proper tools and practicing the proper procedures. Always follow the procedures and safety precautions displayed in the RMA “Demounting and Mounting procedures for Trucks / Bus Tires” and “Inspection procedures for identification of potential zipper ruptures in steel cord radial medium and light truck tires” charts and service bulletins.

⚠ WARNING

MOUNTING TIRES IS DANGEROUS. FAILURE TO FOLLOW THE ABOVE AND RMA'S "DEMOUNTING AND MOUNTING PROCEDURES FOR TRUCK / BUS TIRES" CHART AND SAFETY PRECAUTIONS CAN RUSULT IN SERIOUS INJURY OR DEATH.

Inflation Pressure – Maintaining proper inflation pressure in tires is the single most important factor in extending tire life. Over and under inflation have negative effects on the tire by changing the tire’s footprint, which is the area contacting the road. When the tire is not contacting the road as design intended, the tread area will wear irregularly and therefore rapidly wear the tread surface. Likewise, it is air and not the tire that actually carries the load and absorbs shock. Any condition causing the tire to flex as it is rolling down the road causes heat buildup that can cause tire components and steel cord damage.

Correct inflation pressure for a vehicle is determined by the load carried for each tire. Refer to the load and inflation table in this book to determine the proper pressure required.

⚠ WARNING

Driving on tires with improper inflation pressure is dangerous.

- Under inflation causes excessive heat buildup and internal structural damage.
- Over inflation makes it more likely for tires to be cut, punctured or broken by sudden impact.

These situations can cause a tire failure, including tread / belt separation, even at a later date, which could lead to an accident and serious personal injury or death.

Consult the vehicle tire placard, certification label, owner's manual and/or the Tire & Rim Association Load and Inflation tables for the recommended inflation pressures.

Zipper Rupture – A line of exposed broken cords that usually measures 12 inches or more located in the mid- to upper sidewall of the tire. The rupture resembles a zipper and is usually caused by under inflation leading to fatigue. A tire with this condition should be approached with caution and evaluated by a qualified technician.

Permanent tire damage due to under inflation and / or overloading cannot always be detected. A tire known or suspected to have been run at 80% or less of normal operating inflation pressure and / or overloaded, could possibly have permanent structural damage (steel cord fatigue). Ply cords weakened by under inflation and / or overloading may break one after another, until a rupture occurs in the upper sidewall with accompanying instantaneous air loss and explosive force. This can result in serious injury or death.

READING A COMMERCIAL TRUCK TIRE SIDEWALL

DOT Tire Identification Number – The “DOT” symbol certifies the tire manufacturer's compliance with U.S. Department of Transportation (U.S. DOT) tire safety performance standards. Next to these letters is the tire identification number (TIN) - also known as the tire “serial” number. The first two digits are the factory code indicating where the tire was made. The last four digits are numbers identifying the week and year of manufacture (Example: "0312" means third week of the year 2012).

Other characters in between the first four and last four are optional manufacturer's codes for tire type, make, etc. All tires produced after September 2009 must have the full TIN on the intended outboard side of the tire and at least a partial TIN on the intended inboard side. The partial TIN does not include the date code.

Prior to the year 2000, the last three digits of the TIN represent the date code. (Example “025” is the second week of 1995.) For the 1990-1999 decade some tires may be marked with a symbol (such as a triangle) after the TIN date code. Beginning in the year 2000, the last four characters are numbers identifying the week and year (example “0312” means the third week of the year 2012).

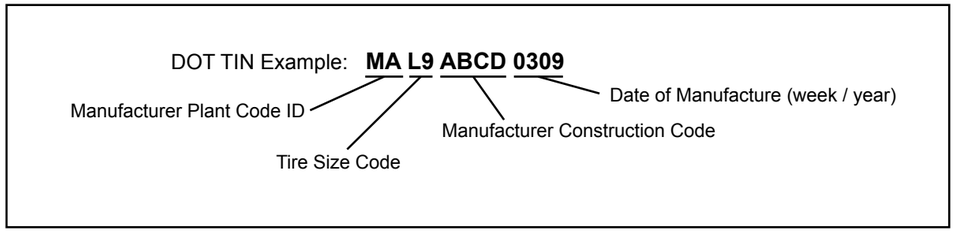

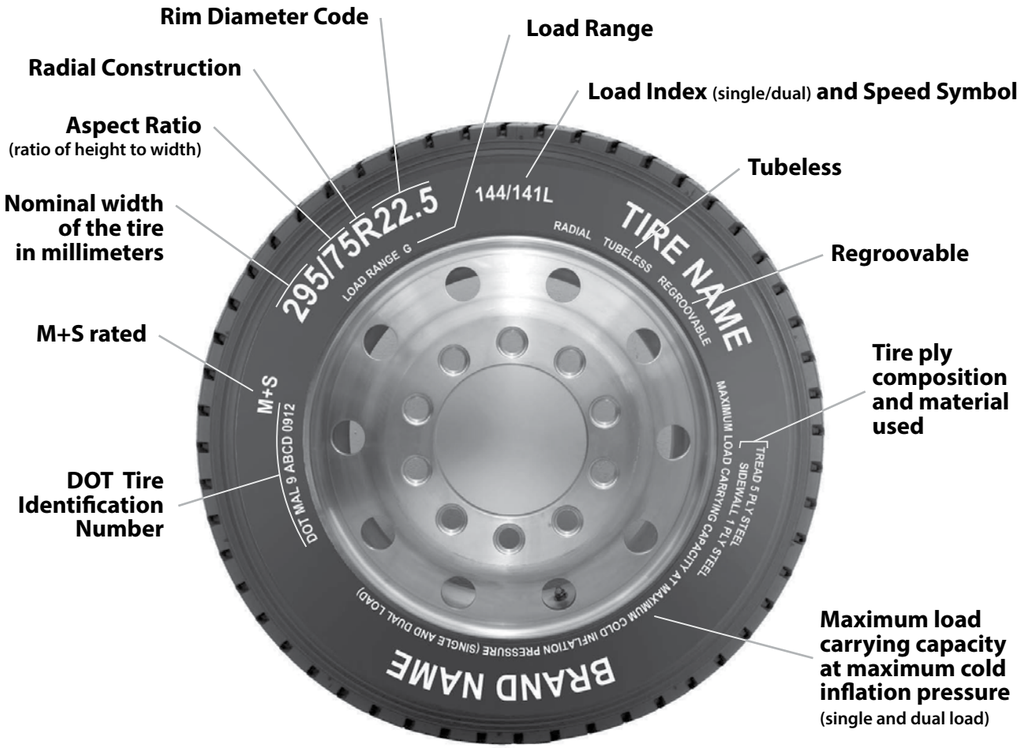

M+S Rated – This mark is commonly found on lug-type drive tires. In several formats, the letters "M" and "S" indicate the tire is intended for limited mud and snow service. Other formats include: "MS," "M/S," or "M&S."

Tubeless – The tire must be marked either "tubeless" or "tube type."

Regroovable – All Roadmaster branded tires are molded as “Regroovable”. A tire that is marked as regroovable indicates the tire (either original tread or retread) is designed and constructed with sufficient tread material to permit renewal of the tread pattern, or the generation of a new tread pattern in a manner which conforms to federal regulations. Tires with 2/32” or less of tread depth, or displaying irregular wear should never be regrooved nor should regrooved tires be placed on the front axle. For more information on regulations that apply specifically to regroovable tires, see U.S. Code of Federal Regulations: Title 49, Transportation; Parts 569 and 393.75.

Tire ply composition and material used – This identifies the number of plies and the type of cord materials in the tire tread and sidewall areas. A bias ply tire typically has multiple plies in the sidewall, versus an all-steel radial tire, which generally has a single sidewall ply. The body ply(s) functions as the structure of the tire and provide the strength to contain the inflation pressure.

Maximum load carrying capacity at maximum cold inflation pressure – If the tire size is one that can be used as either a single application (such as on the steering axle) or as a dual application (such as on a drive or trailer axle), a maximum load and maximum cold inflation will be stated for each application. In this example of a 295/75R22.5 load range G with a 144/141L service description, molded in the sidewall would be:

MAX LOAD SINGLE 2800 kg (6175 lbs.) AT 760 kPa (110 psi) MAX PRESSURE COLD

MAX LOAD DUAL 2675 kg (5675 lbs.) AT 760 kPa (110 psi) MAX PRESSURE COLD

… indicating the maximum load of the tire and the corresponding maximum cold inflation pressure for that load when used as a single and dual applications. Sidewall markings are given in both metric and imperial units.

It is very important that you always follow tire inflation pressure recommendations based on actual loads carried by the individual tires. Using the load and inflation charts in this book or the Tire and Rim Association’s Year Book, the load capacity at the required cold pressure for a single tire or for each tire of a dual assembly can be determined.

TIRE SIZE DESIGNATIONS

The following is an explanation of size designation systems presently in use for Roadmaster truck tires:

METRIC SIZE DESIGNATED TIRES:

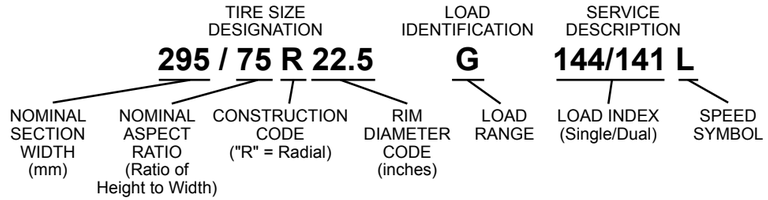

CONVENTIONAL SIZE DESIGNATED TIRES:

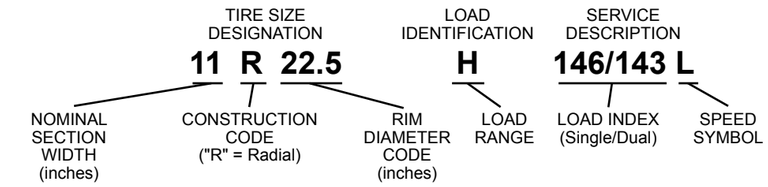

295 / 75 R 22.5 – Indicates that the size designation is for a metric size radial truck tire. An aspect ratio number, typically ranging from 50 to 85, in a truck tire size designation indicates the ratio of the tire section height to section width. In the example, a tire with an aspect ratio of 75, the section height of the tire is 75% of the section width. Aspect ratios are also referred to as “series” and “profile” numbers.

Radial – A tire with a radial construction must show the word “RADIAL” on the sidewall. A radial tire is also delineated by the character “R” in the size designation. Other tire size suffix letters are included, when necessary, as part of the tire size to differentiate between tires for service conditions which may require different loads and inflations and/or tires, which must be used on different type rims. (Example: 7.50-15LT, 7.50-15ST, 7.50-15NHS, 7.50-15TR)

- LT – Light truck
- ST – Special trailer
- TR – Tires for service on trucks, busses or other heavy vehicles. This suffix is intended to differentiate between truck tires and light vehicle tires with similar size designations.
- ML – Mining and logging tires used in intermittent highway service.
- MH – Tires for mobile homes.
- HC – Identifies a 17.5 rim diameter code tire for use on low platform trailers.
- NHS – Not for highway service.

Load Index – The load index is a numerical code (144/141 in the example) associated with the maximum load a tire can carry at the speed indicated by its speed symbol under specified service conditions. The numeric load index is a code generally ranging from 100 to 170 that represents the maximum load carrying capacity. In the example, single and dual application load indices are listed. The maximum weight (load carrying capacity) is also stamped on the lower sidewall of the tire.

Speed Symbol – The speed symbol is a letter indicating the speed at which a tire has been tested to carry a load corresponding to its load index. In the example above, the speed symbol L in the service description means a maximum speed rating of 75 miles per hour. Excessive speed is not only unlawful and may cause injury, but inflation pressure needs to be adjusted while carrying capacities decrease. Consult the rim/wheel manufacturer for rim/wheel load and inflation capacities.

Speed Rating Symbols

	mph	km/h
F	50	80
G	55	90
J	62	100
K	68	110
L	75	120
M	81	130

TIRE SPECIFICATION DEFINITIONS

Buff Radius & Buff Width – The buffed surface curvature from shoulder to shoulder, all the way around the tire. Used when retreading a radial tire casing.

Dual Spacing – Minimum distance allowed between the wheel’s center line in a dual application.

Maximum Air Pressure (psi) – Also referred to as inflation pressure, correct inflation pressure for a vehicle is determined by the load carried for each tire. Refer to the load and inflation table in this book to determine the proper pressure required.

Overall Diameter – Twice the section height (unloaded but inflated), plus the nominal rim diameter.

Revolutions Per Mile (REVs) – Measured as the number of revolutions a tire makes in a mile at 55 mph, maximum inflation pressure and maximum dual load. REVs will vary with a change in the speed, inflation and load.

Rim Width – The measurement on the inside of the rim between the two flanges.

Section Height – The height of a new tire from the nominal rim diameter to the top of the tread.

Section Width – The width of a new tire including normal sidewalls, but not including protective side ribs, bars or other decorations.

Static Loaded Radius – The distance from the centerline of the axle to the ground of a tire under maximum inflated pressure and maximum dual load.

Tread Depth – Measured from the tread’s surface to the base of the tire grooves. Best if measured at the designated treadwear indicators as marked on the tire. This is also referred to as “non-skid.”
It is a DOT violation for steer tires to be worn down to 3/32nds and for drive tires to be worn down to 2/32nds.

TREAD DESIGN SELECTION AND DEFINITIONS

Proper selection of tread design for an intended application will maximize the service life of the tire and minimize tire expenses. Tires of different sizes and construction should never be mixed on the same axle. Tires of different size, construction, dimension and design should not be matched in a dual application. Incorrect application will result in uneven wear, poor fuel mileage, tire and / or mechanical failures.

RIB TYPE

LUG TYPE

SPECIAL SERVICE MUD AND SNOW LUG TYPE

Branding – Improper branding can result in tire failures. Sidewalls will typically have designated areas chosen for branding.

Long Haul & Highway – Usually considered “over-the-road,” traveling across the country.

Lug and Rib Lug-Type Tread – Also referred to as cross lug or cross rib lug-type tires, they are designed for drive wheel service and are suitable for most over-the-road operations. These tires provide maximum resistance to wear and greater traction in high torque service. They normally deliver more mileage than rib-type tires on drive wheel positions. They are suitable for some off-road traction as special service mud and snow lug-type tires.

Pick-up and Delivery Application – Typically refers to local delivery routes which constitutes much starting and stopping, cornering and hard braking creating wear and tear on tires and equipment.

Regional – Highway, urban and intercity with routes usually to neighboring states.

Retreadable – Retreading worn tires or purchasing retreaded tires can provide new tire dependability, service and performance at a fraction of the cost and conserve natural resources. Follow the prescribed maintenance and careful when regrooving which could damage the casings.

Rib-Type Tread – Typically referred to as "all-position" tires, unless otherwise designated and are for the steer or trailer axle positions. The circumferential groove design provides maximum steering control, good skid resistance and even treadwear on all wheel positions.

Special Service Mud and Snow Lug-Type Tread – Special service mud and snow lug type tires are designed for on- and off-the-road service. The tread on these tires is normally a more open design for higher traction. They should be used when intended service requires maximum traction in mud and/or snow.

FUEL EFFICIENCY

Tire Rolling Resistance – A tire's rolling resistance is responsible for approximately 20% of a tractor / trailer's fuel consumption. Tire rolling resistance is the force needed to roll the tire at a given speed while loaded.

Factors that affect tire rolling resistance:

- Speed – largest single variable
- Load – larger loads lower fuel efficiency
- Vehicle Type – airflow and rolling resistance contribute to vehicle drag
- Road Surface – smooth concrete versus chip / seal asphalt, and region to region
- Vehicle Alignment – a not aligned vehicle is literally dragging the tires down the road
- Proper Inflation Pressure – underinflated tires build up heat and cause irregular wear

SMARTWAY VERIFIED

SmartWay is a public / private collaboration between the U.S. EPA and the freight transportation industry that helps freight shippers, carriers, and logistics companies improve fuel-efficiency and save money. SmartWay-certified tractors and/or trailers are equipped with verified technologies. Cooper Tire’s Roadmaster-branded truck tires that have been verified under the EPA’s SmartWay program will deliver the fuel saving benefits intended by the program.

EPA has determined that certain tire models can reduce NOx emissions and fuel use by 3 percent or more, relative to the best selling new tires for line haul class 8 tractor trailers. These improvements are achieved under the following conditions:

- Tires are used on the axle positions stated on the SmartWay Verified Technologies list.
- Verified low rolling resistance tires are installed on all of the axle positions of the tractor and trailer.
- All tires must be properly inflated according to the manufacturer's specifications.

The state of California has taken SmartWay beyond the voluntary level for long haul trucks. California requires SmartWay low rolling resistance tires on all long-haul 53-foot or longer box-type trailers, including both dry-van and refrigerated-van trailers, and the tractors that pull them on California highways – regardless of where the vehicles are registered. See the timing requirements below for California:

Low Rolling Resistance Tires are Required on:

- All tractors that pull affected trailers
- All affected trailers

The regulation does not apply to:

- Military tactical vehicles
- Curtain side vans
- Authorized emergency vehicles
- Solid waste vehicles
- Drayage tractors and trailers that operate within a 100-mile radius of a port or intermodal rail yard
- Drop frame vans
- Container chassis

Learn more about Smartway by visiting
www.epa.gov/smartway

ROADMASTER TIRES™
ENGINEERED BY COOPERTIRES

Visit cooperworld.net for up-to-date spec information.

Customer Service: **800.847.3777**
Consumer Relations: **800.854.6288**
Home Office: **419.423.1321** or **800.537.9523**
Visit us at **www.RoadmasterTires.com**

PRINTED IN U.S.A.

80P011112 12-4-17i