



Supplier Data Exchange Portal

Quick Reference Guide

Product Lifecycle Management Team




Account Activation Process

Account Activation Process

You will receive an activation email from no-reply@intralox.com

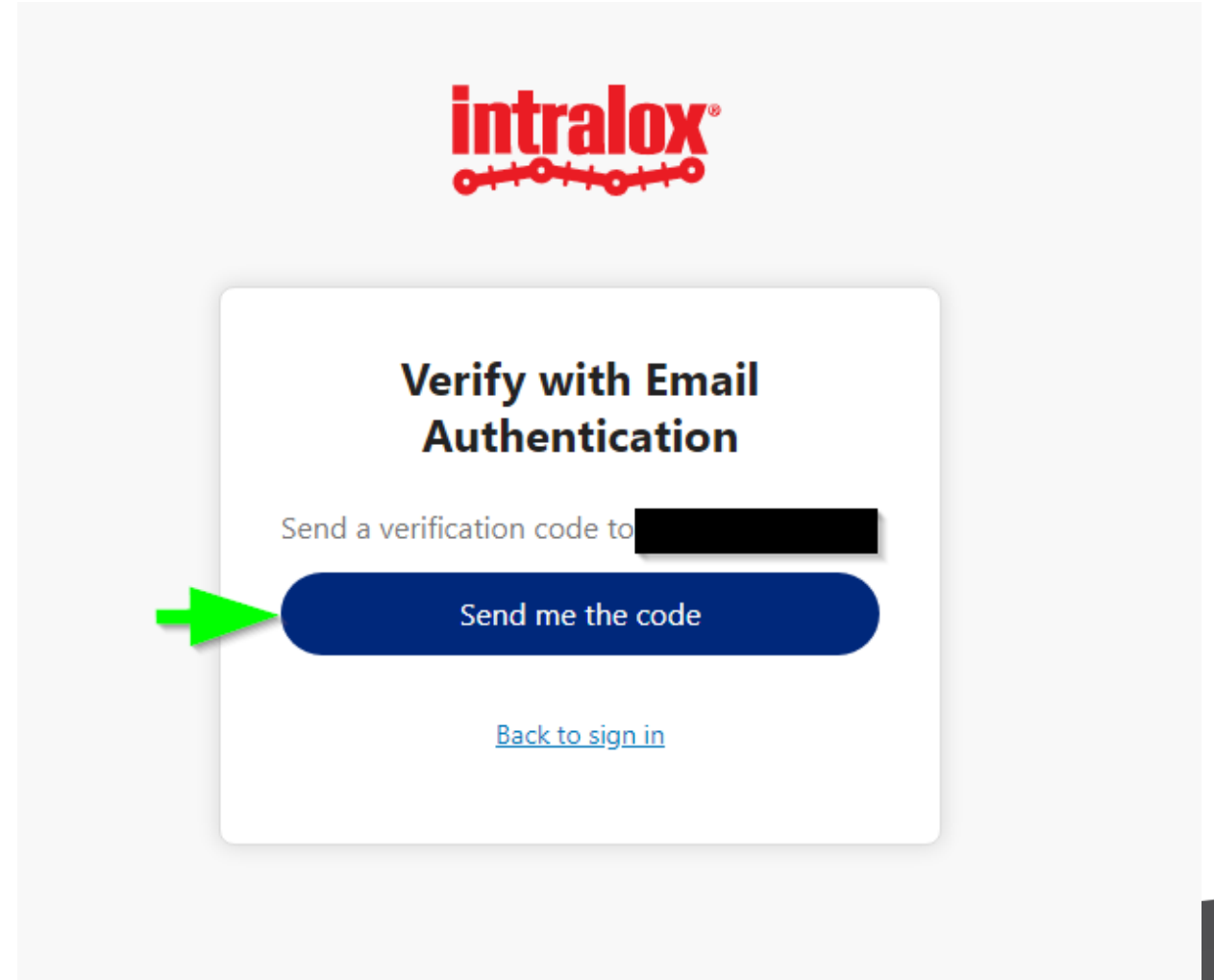
Select "Activate Account".



Account Activation Process

Select "send me the code" when prompted for MFA.

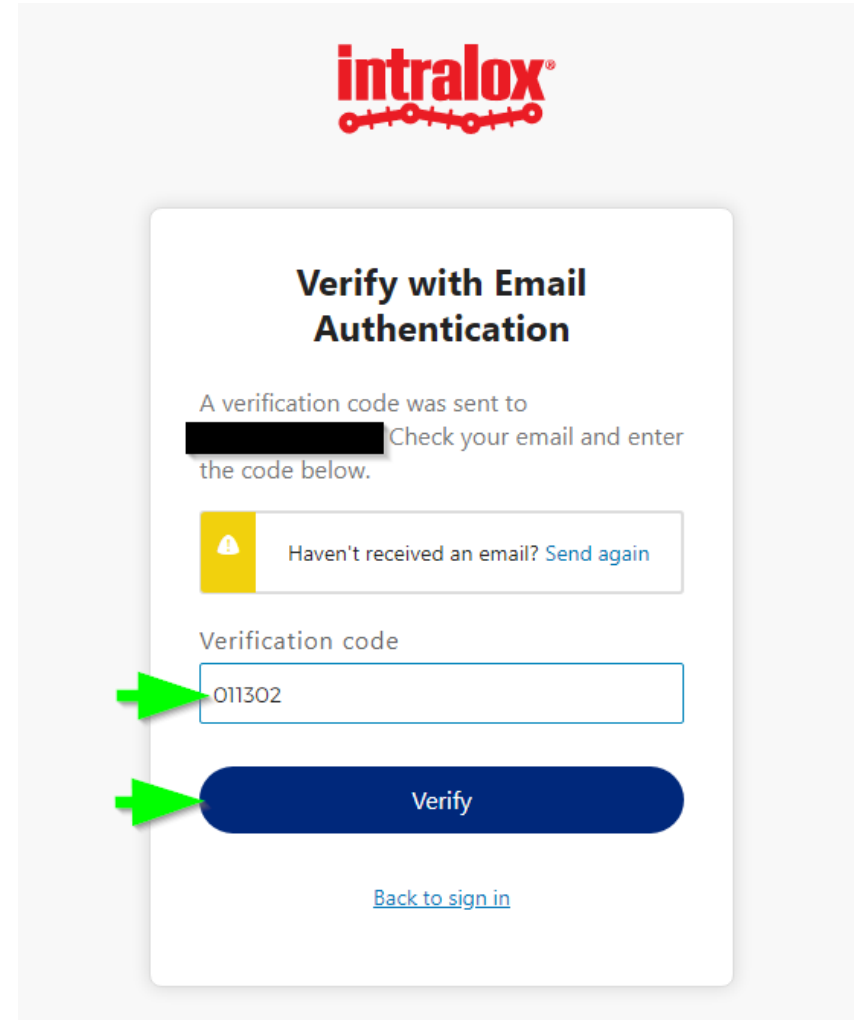
Code will be sent to the same email account that you received the activation notice.



Account Activation Process

Enter the code sent to your email.

Select "Verify".



The screenshot shows the 'Verify with Email Authentication' page. At the top is the Intralox logo. Below it, the title 'Verify with Email Authentication' is centered. A message states: 'A verification code was sent to [redacted] Check your email and enter the code below.' Below this is a yellow button with a warning icon and the text 'Haven't received an email? Send again'. Underneath is a text input field labeled 'Verification code' containing the number '011302'. A blue button labeled 'Verify' is positioned below the input field. At the bottom, there is a blue link that says 'Back to sign in'. Two green arrows point to the 'Verification code' input field and the 'Verify' button.

Account Activation Process

Create a new password for your account.

Finalize account creation by selecting "Create My Account".

After account creation, you will be redirected automatically to the CXP landing page.

Welcome to intralox, Christopher!
Create your intralox account

Enter new password

Password requirements:

- At least 12 characters
- A lowercase letter
- An uppercase letter
- A number
- No parts of your username
- Your password cannot be any of your last 4 passwords

Repeat new password

Create My Account

Account Activation Process

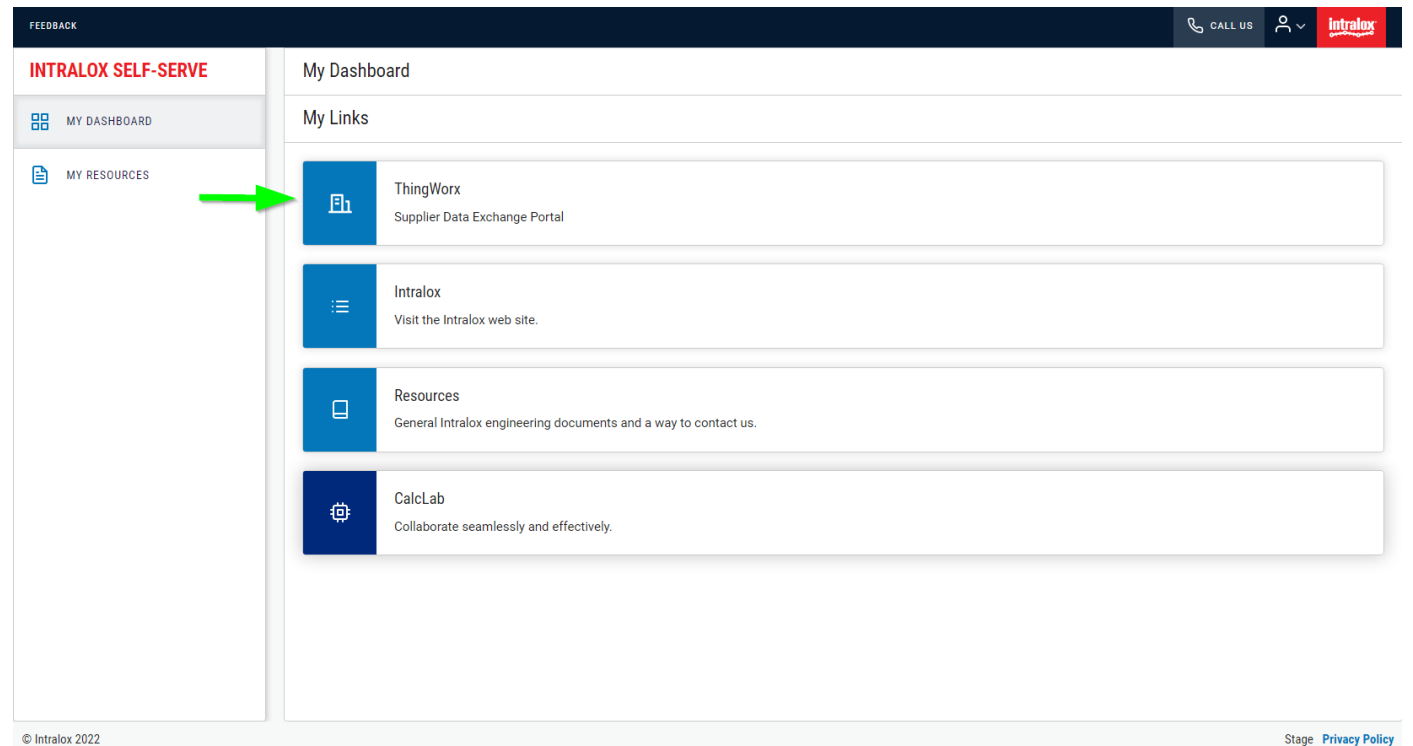
Select the "ThingWorx" link.

Note: Once you have created your account, you can always log into ThingWorx via the following links:

<https://login.Intralox.com>

Or the direct link:

<https://intralox-prod.cloud.thingworx.com/Thingworx/Runtime/index.html?mashup=SupplierPortalDashboardMashup>



The screenshot displays the 'INTRALOX SELF-SERVE' portal. The left sidebar contains 'MY DASHBOARD' and 'MY RESOURCES'. The main content area is titled 'My Dashboard' and features a 'My Links' section. A green arrow points to the 'ThingWorx' link, which is described as the 'Supplier Data Exchange Portal'. Other links include 'Intralox' (Visit the Intralox web site.), 'Resources' (General Intralox engineering documents and a way to contact us.), and 'CalcLab' (Collaborate seamlessly and effectively.). The footer includes '© Intralox 2022' and 'Stage Privacy Policy'.



Supplier Data Exchange Overall Process

Overall Process

1. Log into the Supplier Data Exchange Portal
2. Select the opened PO(s)
3. Download CAD information (i.e. PDF, STP and/or DXF)

Login

Select Authentication System

Please select an authentication system to verify your identity.

SELECT AUTHENTICATION SYSTEM

OKTA_AD

Remember selection

Continue

Select PO(s)

Document Type	Document Creation Date	Document #	Supplier Name	Part Numbers
RFQ	28-JUN-2017	1	EDCO FABRICATION	DPP-0150807
RFQ	04-NOV-2022	3	EDCO FABRICATION	DPP-1229393
PO	27-MAR-2023	2229598-11	EDCO FABRICATION	DPP-0083273-005
PO	29-MAR-2023	2229598-12	EDCO FABRICATION	DPP-0083273-005
PO	15-FEB-2023	2229598-4	EDCO FABRICATION	DPP-0083273-005
PO	15-FEB-2023	2229598-6	EDCO FABRICATION	DPP-0083273-005
PO	21-JUL-2022	2217356	EDCO FABRICATION	DPP-0585436-A, DPP-0585437-A, DPP-0608294-A, DPP-0608306-A
PO	24-JAN-2023	2229089	EDCO FABRICATION	DPP-0585436-A, DPP-0585437-A, DPP-0608294-A, DPP-0608306-A
PO	24-JAN-2023	2229091	EDCO FABRICATION	DPP-0585436-A, DPP-0585437-A, DPP-0608294-A, DPP-0608306-A
PO	24-JAN-2023	2229092	EDCO FABRICATION	DPP-0585436-A, DPP-0585437-A, DPP-0608294-A, DPP-0608306-A

Get Specifications

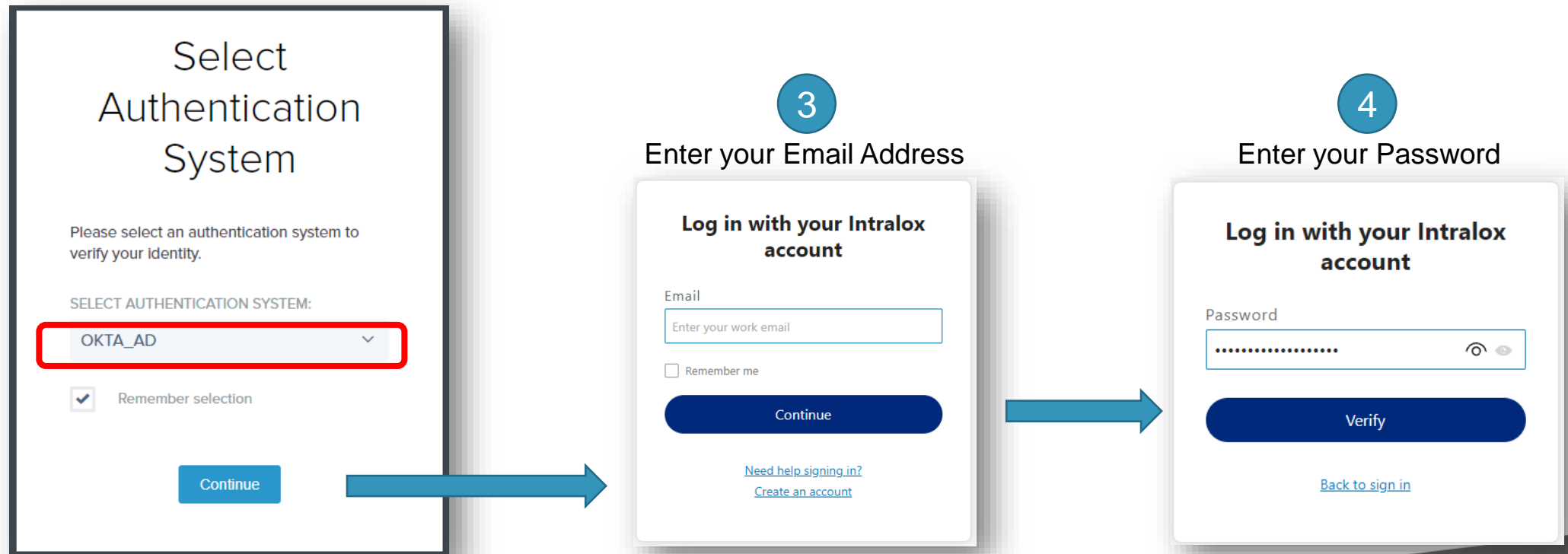
Download Exchange Data

Supplier Data Exchange

Part Number	Part Name	Part Revision	Document Type	Document Creation Date	Document #	Download Attachment	Remarks
DPP-0150807	PNEUMATIC PUSH-IN FITTING STRAIGHT, FESTO - QS-1/8-1/4-I-U-M [R1/8 in MALE - 1/4 in TUBE - INTERNAL HEX - QUICK STAR]	05	RFQ	28-JUN-2017	1		
DPP-0083273-005	FRAME PIVOT ARM, RH - 27" IMPERIAL - CARBON, Material# 1.0401 / SAE 1018, 7 GA, RAL7037	08	PO	29-MAR-2023	2229598-12		
DPP-0585436-A	MODULE FRAME ASSEMBLY, SLS CHUTE, RH, 8 DIVERT	07	PO	21-JUL-2022	2217356		
DPP-0585437-A	MODULE FRAME ASSEMBLY, SLS CHUTE, LH, 8 DIVERT	07	PO	21-JUL-2022	2217356		

Login to the Supplier Data Exchange Portal

- 1 URL → <https://intralox-prod.cloud.thingworx.com/Thingworx/Runtime/index.html?mashup=SupplierPortalDashboardMashup>
- 2 Select **OKTA_AD** as the Authentication System option



Select Opened PO(s)

- 5 Select the RFQ/PO by clicking on the row. (SHIFT + select rows to multi select)

Document Type	Document Creation Date	Document #	Supplier Name	Part Numbers
RFQ	23-JUN-2017	1	EDCO FABRICATION	DPP-0150807
RFQ	04-NOV-2022	3	EDCO FABRICATION	DPP-1229393
PO	27-MAR-2023	2229598-11	EDCO FABRICATION	DPP-0083273-005
PO	29-MAR-2023	2229598-12	EDCO FABRICATION	DPP-0083273-005
PO	15-FEB-2023	2229598-4	EDCO FABRICATION	DPP-0083273-005
PO	15-FEB-2023	2229598-6	EDCO FABRICATION	DPP-0083273-005
PO	21-JUL-2022	2217356	EDCO FABRICATION	DPP-0585436-A, DPP-0585437-A, DPP-0608294-A, DPP-0608306-A
PO	24-JAN-2023	2229089	EDCO FABRICATION	DPP-0585436-A, DPP-0585437-A, DPP-0608294-A, DPP-0608306-A
PO	24-JAN-2023	2229091	EDCO FABRICATION	DPP-0585436-A, DPP-0585437-A, DPP-0608294-A, DPP-0608306-A
PO	24-JAN-2023	2229092	EDCO FABRICATION	DPP-0585436-A, DPP-0585437-A, DPP-0608294-A, DPP-0608306-A

Get Specifications

- 6 Click on the **Get Specifications** button to access the PO's related data

Download Exchange Data

- 7 Select the row(s) (Hold CTRL + select rows to multi select) or select file individually by selecting an icon.

Part Number	Part Name	Part Revision	Document Type	Document Creation Date	Document #	Download Attachment	Remarks
DPP-0150807	PNEUMATIC PUSH-IN FITTING STRAIGHT, FESTO - QS-1/8-1/4 I-U-M [R1/8 in MALE - 1/4 in TUBE - INTERNAL HEX - QUICK STAR]		RFQ	28-JUN-2017	1		
DPP-0083273-005	FRAME PIVOT ARM, RH - 27" - IMPERIAL - CARBON, Material# 1.0401 / SAE 1018, 7 GA, RAL7037	08	PO	29-MAR-2023	2229598-12		
DPP-0585436-A	MODULE FRAME ASSEMBLY, SLS CHUTE, RH, 8 DIVERT	07	PO	21-JUL-2022	2217356		
DPP-0585437-A	MODULE FRAME ASSEMBLY, SLS CHUTE, LH, 8 DIVERT	07	PO	21-JUL-2022	2217356		
DPP-0608294-A	MODULE FRAME ASSEMBLY, SLS CHUTES, RH, 6 DIVERT	06	PO	21-JUL-2022	2217356		
DPP-0608306-A	MODULE FRAME ASSEMBLY, SLS CHUTES, LH, 6 DIVERT	12	PO	21-JUL-2022	2217356		
DPP-0574952-002	CONVEYOR SUPPORT MATERIAL HANDLING FRAME INSEPARABLE, SORTER, INTERMEDIATE, MAT# 1.0401 / SAE 1018, RAL9006	05	PO	20-FEB-2023	2229598-12		

- 7 Select the download option (all or selected)

Downloaded Zip file contains a folder for each CAD data

Name	Type
DPP-0574952.IDW	File folder
DPP-0150807	File folder
DPP-0083273-005	File folder
DPP-0083273.IDW	File folder

Name	Type
DPP-0574952_05.2.dxf	DXF File
DPP-0574952_05.2.pdf	Adobe Acrobat Document

Each folder contains exchange file(s)

View Manufacturer Information

- 8 Select the hyperlink on Part Number column.

The screenshot shows the Intralox system interface. On the left, a table lists parts with columns for Part Number, Part Name, Part Revision, and Document Type. A blue arrow points to the hyperlink 'DPP-0574952-002' in the Part Number column. On the right, a pop-up window titled 'AML information' displays a table of manufacturer data for the selected part.

Level	Part Number	Manufacturer	Manufacturer Part Number
0	DPP-0574952-002		
1	DPP-0038830	MCMASTER	93560A150
1	DPP-0574953		
1	DPP-0574954		

- 8 Approved Manufacturer List Information showing the Manufacturer of a given part. It also shows the structured information of given assembly.

Questions and Support

All questions shall be redirected to Intralox' Supply Chain Department / responsible buyer.