

Los Angeles County Sheriff's Department Proposition 47 Report



Stephen B. Johnson, Chief

April 25, 2018



LOS ANGELES COUNTY SHERIFF'S DEPARTMENT PROPOSITION 47 FLOW CHART



11/05/14 - 02/28/18

PROPOSITION 47 OFFENDERS	
LA COUNTY	LASD
78,537	33,222

*Repeat Offenders are offenders arrested for any charge, following their first arrest for a Proposition 47 charge.

REPEAT OFFENDERS	
LA COUNTY	LASD
46,769	22,769

One offender can be arrested multiple times.
(Only Proposition 47 arrests.)

One offender can be arrested multiple times.
(Part I Crime, Part II Crime, or Noncriminal arrests.)

PROPOSITION 47 ARRESTS	
LA COUNTY	LASD
152,090	57,276

REPEAT OFFENDER ARRESTS	
LA COUNTY	LASD
168,128	52,408

One arrest can consist of multiple charges.
(Only Proposition 47 charges.)

One arrest can consist of multiple charges.
(Part I Crime, Part II Crime, or Noncriminal charges.)

PROPOSITION 47 CHARGES	
LA COUNTY	LASD
163,610	61,715

REPEAT OFFENDER CHARGES	
LA COUNTY	LASD
331,362	104,748

NOTES: • Warrants are included for tracking and statistical purposes.

After Proposition 47, subsections of 11350 HS and 11377 HS were amended, deleted, or cross-referenced. As a result, whenever 11350 HS and 11377 HS charges are referenced within this report, the various subsections under 11350 HS and 11377 HS are included.

Section 11357(a) H&S was amended on November 8, 2016 by Proposition 64 to apply to possession of not more than 28.5 grams of marijuana, or not more than 4 grams of concentrated cannabis. Such a possession is an infraction and it only applies to persons under the age of 21.



LOS ANGELES COUNTY SHERIFF'S DEPARTMENT PROPOSITION 47 EXECUTIVE SUMMARY



11/05/14 - 02/28/18

COUNTYWIDE

78,537 Proposition 47 Offenders identified by fingerprints.

152,090 Proposition 47 Arrests.

46,769, or 60% of Proposition 47 Offenders, are classified as Repeat Offenders.

168,128 subsequent arrests of Repeat Offenders for any offense.

25,260, or 54% of Repeat Offenders, were arrested for a Part I Crime.

LASD

33,222 Proposition 47 Offenders identified by fingerprints.

57,276 Proposition 47 arrests.

22,769, or 69% of Proposition 47 Offenders, are classified as Repeat Offenders.

52,408 subsequent arrests of Repeat Offenders for any offense.

9,679, or 43% of Repeat Offenders, were arrested for a Part I Crime.

OVERALL TRENDS

Of all Proposition 47 charges, arrests commonly included a narcotics offense, most frequently 11377 HS.

One Repeat Offender was arrested 89 times. This total includes the offender's initial Proposition 47 arrest and every subsequent arrest. The subsequent arrest could have been for any offense, not specifically for a Proposition 47 related offense.



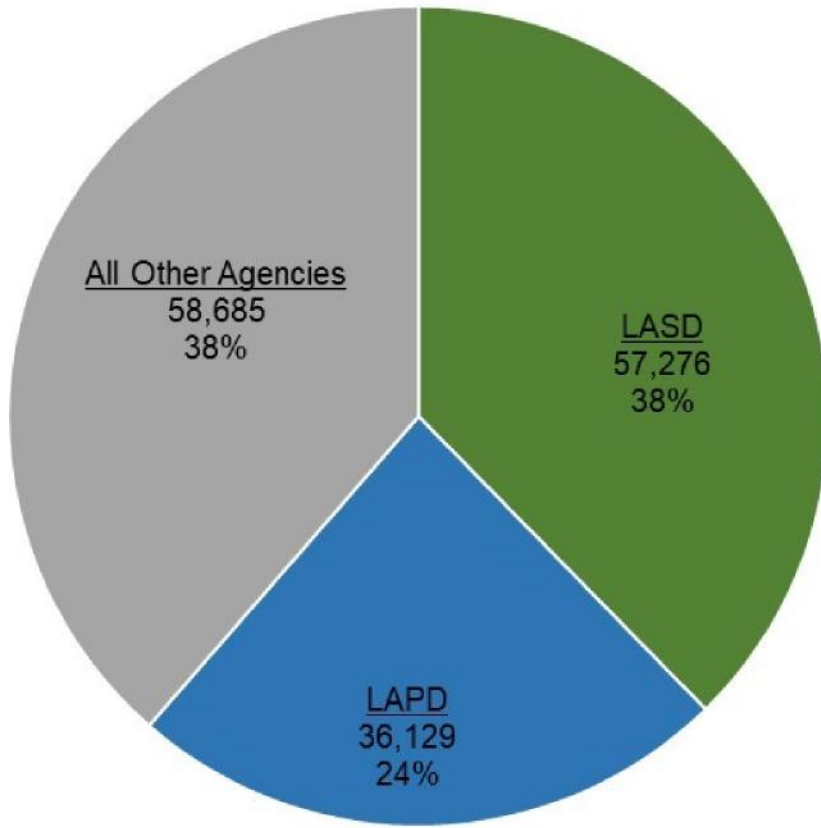
LOS ANGELES COUNTY SHERIFF'S DEPARTMENT COUNTYWIDE PROPOSITION 47 OFFENDERS



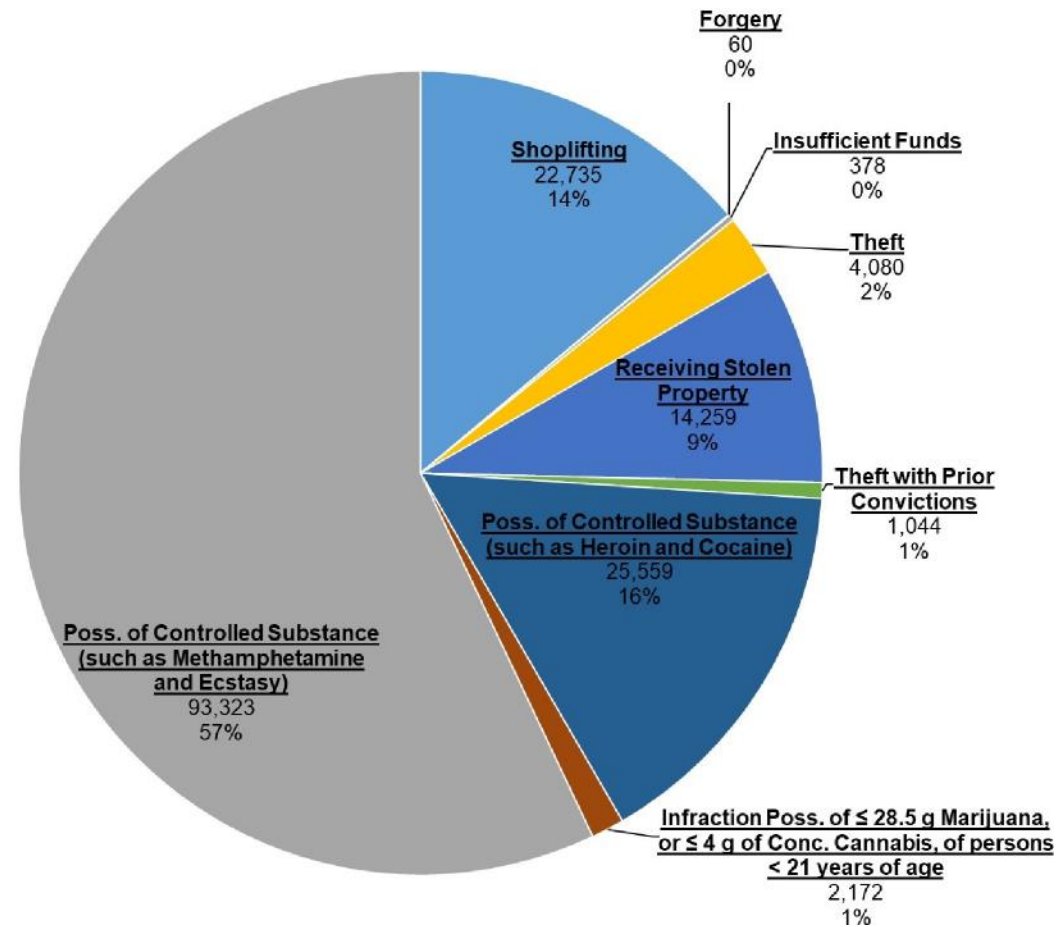
11/05/14 - 02/28/18

78,537 Proposition 47 Offenders

152,090 Proposition 47 Arrests



163,610 Proposition 47 Charges



74% of Proposition 47 charges involved narcotics.



LOS ANGELES COUNTY SHERIFF'S DEPARTMENT COUNTYWIDE PROPOSITION 47 REPEAT OFFENDERS



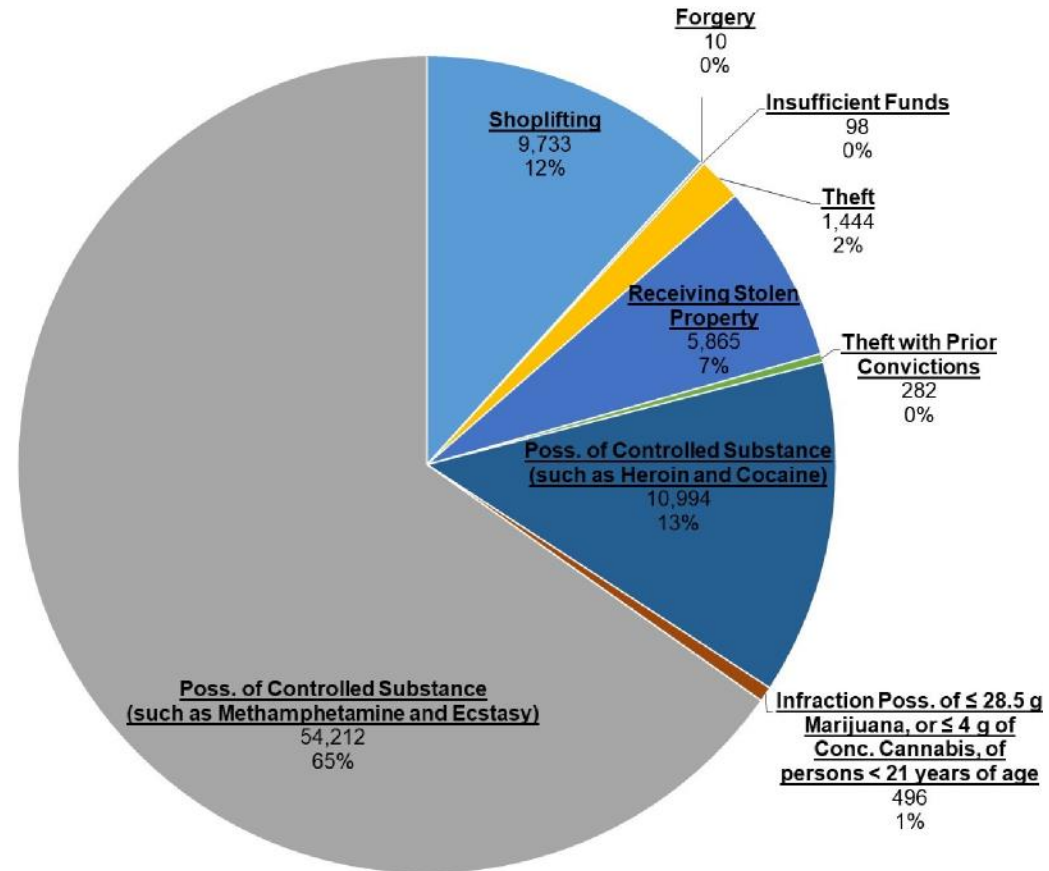
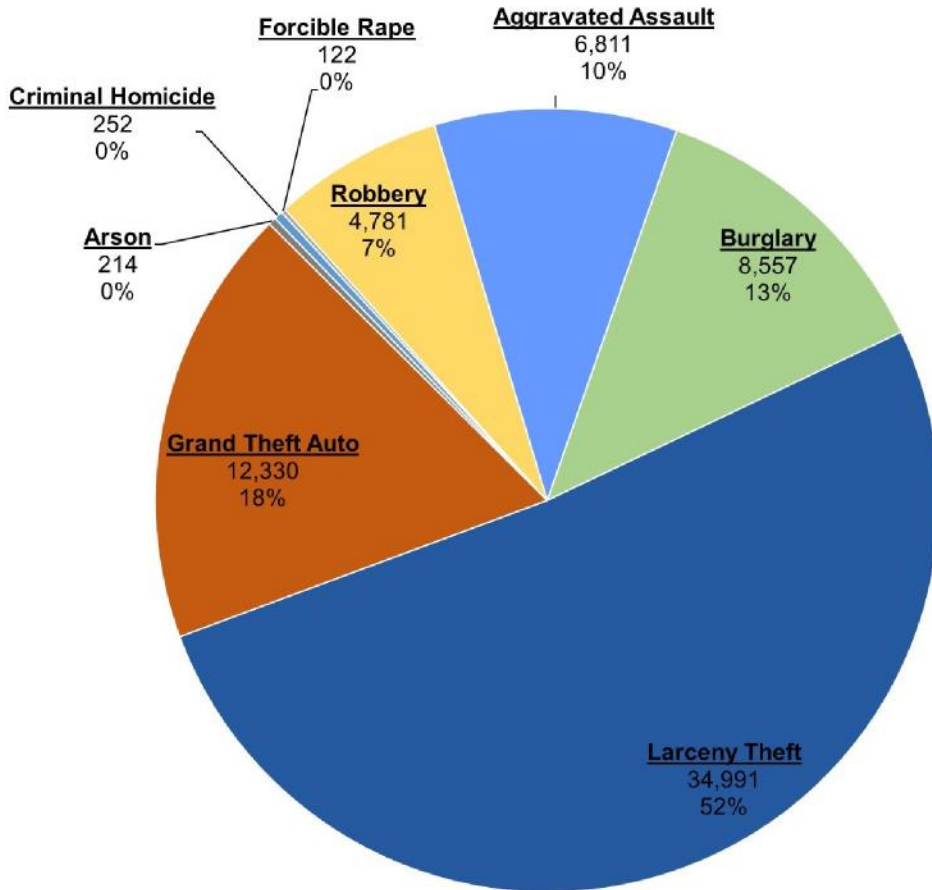
11/05/14 - 02/28/18

46,769 (60%) Repeat Offenders

25,260 (54%) Repeat Offenders Arrested for a Part I Crime

68,058 Part I Crime Charges

83,134 Proposition 47 Charges



79% of Proposition 47 charges involved narcotics.



LOS ANGELES COUNTY SHERIFF'S DEPARTMENT COUNTYWIDE PROPOSITION 47 REPEAT OFFENDERS NUMBER OF TIMES ARRESTED 11/05/14 - 02/28/18

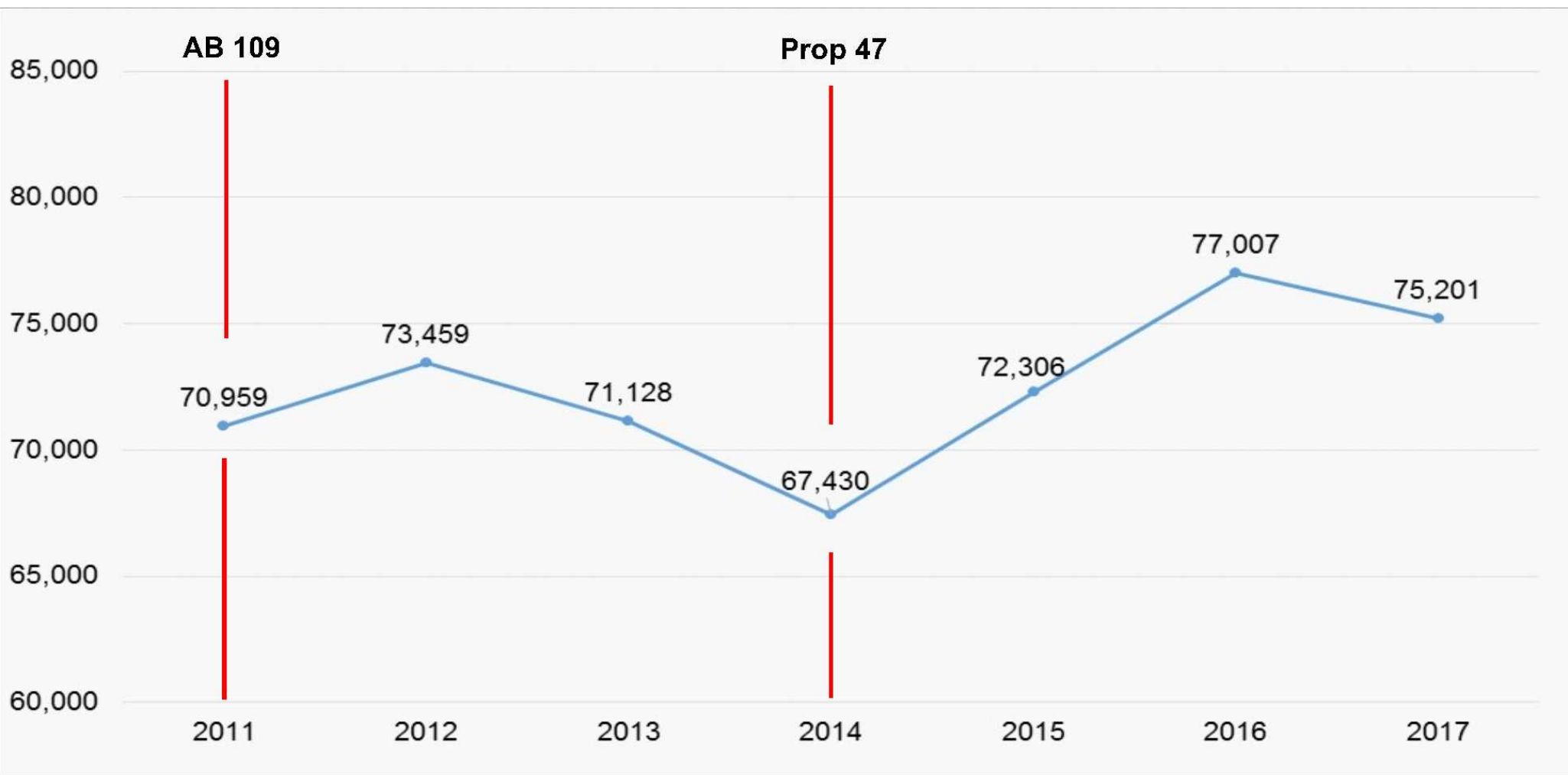


TIMES ARRESTED	PEOPLE
02	14,656
03	9,438
04	6,269
05	4,507
06	3,110
07	2,193
08	1,696
09	1,169
10	867
11	653
12	464
13	398
14	281
15	217
16	158
17	121
18	103
19	93
20	70
21	44
22	50
23	35
24	29
25	24

TIMES ARRESTED	PEOPLE
26	12
27	18
28	11
29	11
30	10
31	8
32	8
33	11
34	4
35	7
36	3
37	5
38	2
39	3
41	3
45	1
46	2
49	1
53	1
61	1
74	1
89	1
Total	46,769



LOS ANGELES COUNTY SHERIFF'S DEPARTMENT PART I CRIME DEPARTMENT TOTALS JANUARY 1 - DECEMBER 31, 2011 - 2017



Effective 1/1/15, the UCR definition of rape was revised to include male victims, sodomy, oral copulation, and digital penetration. (FOSS - Volume 14 Number 28).



LOS ANGELES COUNTY SHERIFF'S DEPARTMENT

PART I CRIME DEPARTMENT TOTALS

POST-PROPOSITION 47



CRIME	11/1/13-10/31/14	11/1/14-10/31/15	11/1/15-10/31/16	11/1/16-10/31/17	Post-Prop 47 13/14 vs. 14/15	Post-Prop 47 13/14 vs. 15/16	Post-Prop 47 13/14 vs. 16/17
Homicide	151	188	208	185	24.5%	37.7%	22.5%
Rape	485	715	856	780	47.4%	76.5%	60.8%
Robbery	3,934	4,179	4,611	4,801	6.2%	17.2%	22.0%
Aggravated Assault	8,183	8,289	8,968	9,064	1.3%	9.6%	10.8%
Burglary	12,822	12,790	12,968	13,204	-0.2%	1.1%	3.0%
Larceny	28,644	33,065	35,326	34,754	15.4%	23.3%	21.3%
Grand Theft Auto	9,775	11,919	12,634	12,802	21.9%	29.2%	31.0%
Arson	432	501	573	527	16.0%	32.6%	22.0%
Part I Total:	64,426	71,646	76,144	76,117	11.2%	18.2%	18.1%

Data Source: LARCIS 5C report



LOS ANGELES COUNTY SHERIFF'S DEPARTMENT LASD PROPOSITION 47 OFFENDERS

11/05/14 - 02/28/18

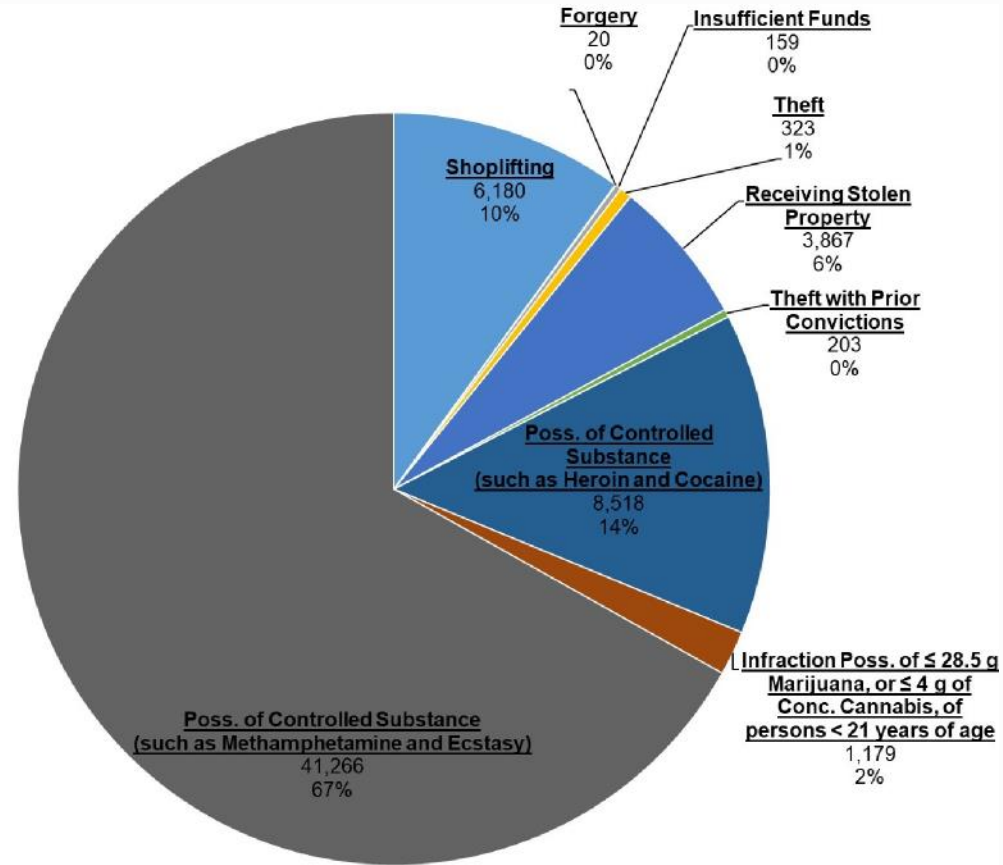
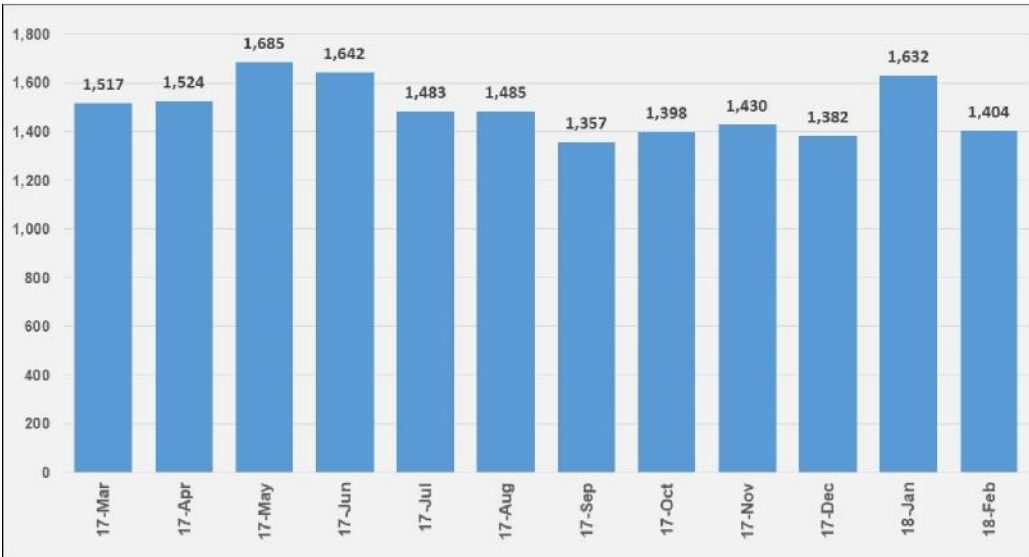


33,222 LASD Proposition 47 Offenders

57,276 Proposition 47 Arrests

61,715 Proposition 47 Charges

1,495 Proposition 47 Arrest Average Over Past 12 Months



83% of Proposition 47 charges involved narcotics.



LOS ANGELES COUNTY SHERIFF'S DEPARTMENT LASD PROPOSITION 47 REPEAT OFFENDERS

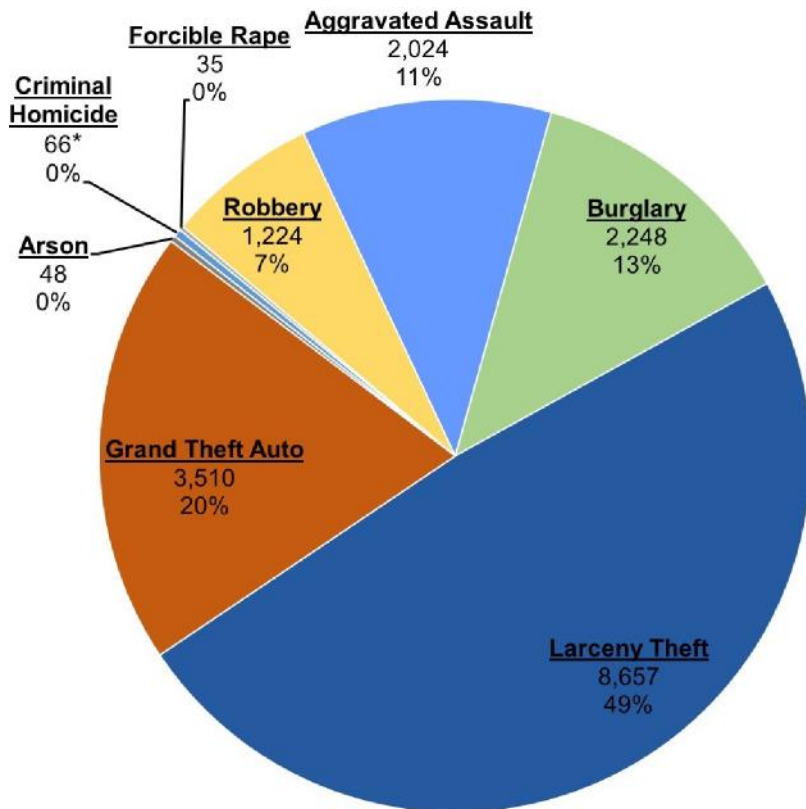


11/05/14 - 02/28/18

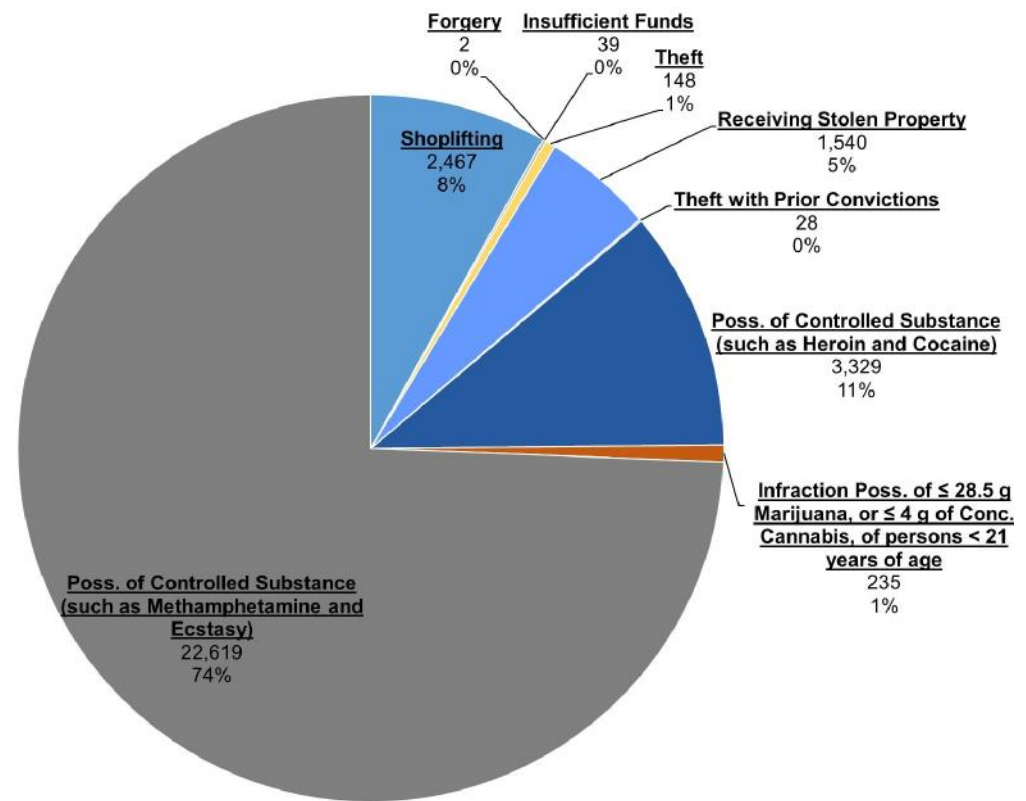
22,769 (69%) LASD Repeat Offenders

9,679 (43%) Repeat Offenders Arrested for a Part I Crime

17,812 Part I Crime Charges



30,407 Proposition 47 Charges

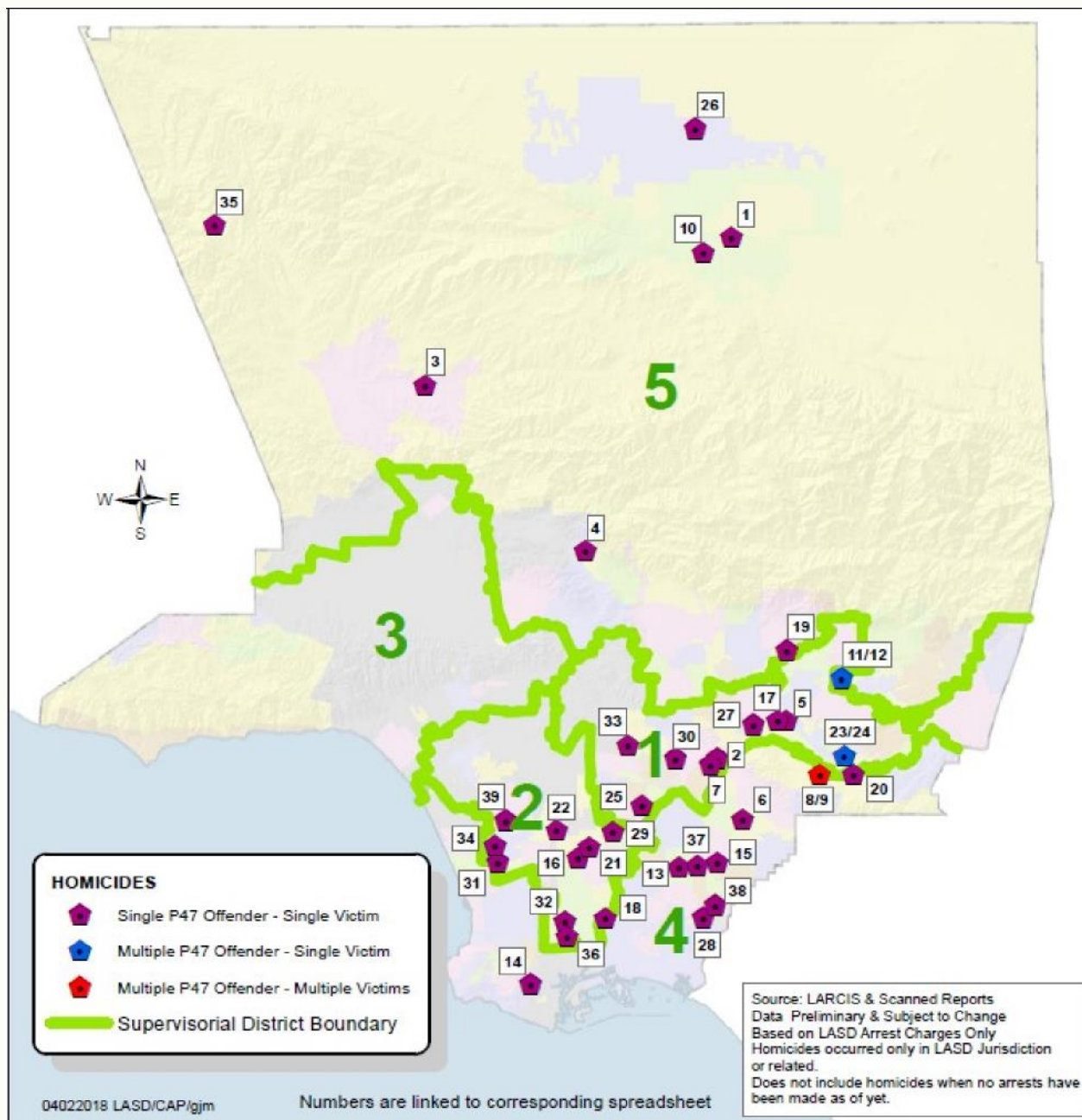


*39 of the 66 homicide arrest charges were for post-Proposition 47 LASD incidents.

86% of Proposition 47 charges involved narcotics.



LOS ANGELES COUNTY SHERIFF'S DEPARTMENT LASD PROPOSITION 47 REPEAT OFFENDERS MAP OF HOMICIDES BY SUPERVISORIAL DISTRICT 11/05/14 - 02/28/18





LOS ANGELES COUNTY SHERIFF'S DEPARTMENT

LASD PROPOSITION 47 REPEAT OFFENDERS

LIST OF HOMICIDE ARRESTS

11/05/14 - 02/28/18



ARREST	INCIDENT DATE	CITY	VICTIM SEX	VICTIM RACE	VICTIM AGE
1	01/13/15	PALMDALE	M	H	33
2*	04/03/15	PICO RIVERA	M	H	28
3	05/26/15	SANTA CLARITA	M	W	42
4	07/21/15 - 07/24/15	LA CRESCENTA	M	W	73
5	08/24/15	WEST VALINDA	M	H	44
6	09/26/15	WHITTIER	M	H	42
7	10/08/15	PICO RIVERA	M	H	26
8	10/07/15	HACIENDA HEIGHTS	M	W	17
9	10/07/15	HACIENDA HEIGHTS	F	W	84
10	09/23/15	PALMDALE	M	H	73
11	10/30/15	COVINA	M	H	19
12	10/30/15	COVINA	M	H	19
13	10/31/15	BELLFLOWER	M	O	17
14	10/25/15	RANCHO PALOS VERDES	M	B	ADULT
15	09/23/15	NORWALK	M	H	21
16	11/14/15	COMPTON	M	H	14
17	04/19/16	BASSETT	M	H	38
18	06/11/16	CARSON	F	H	19
19	02/08/16	DUARTE	M	H	28
20	05/20/16	ROWLAND HEIGHTS	M	H	18
21	08/27/16	COMPTON	M	B	71
22	09/02/16	LOS ANGELES	M	H	50
23	06/11/16	EAST VALINDA	M	H	27
24	06/11/16	EAST VALINDA	M	H	27
25	07/04/16	CUDAHY	M	H	34
26	03/03/17	LANCASTER	M	H	52
27	09/24/16	SOUTH EL MONTE	M	H	40
28	09/19/15	LAKEWOOD	M	H	24
29	02/28/17	LYNWOOD	M	H	52
30	04/10/17	LOS ANGELES	M	H	30
31	03/19/17	LAWNDALE	M	H	40
32	05/31/17	CARSON	M	H	85
33	11/23/16	LOS ANGELES	M	H	22
34	07/22/17	HAWTHORNE	M	H	30
35	07/08/17	CASTAIC	M	H	25-35
36	10/06/17	CARSON	M	A	ADULT
37	01/28/18	NORWALK	M	H	25
38	02/20/18	LAKEWOOD	M	H	38
39	01/18/15	LENNOX	M	H	23

PRELIMINARY DATA AND SUBJECT TO CHANGE.

DATA OBTAINED FROM LARCIS AND SCANNED REPORTS.

COUNTS ARE ONLY BASED ON LASD ARREST CHARGES WHEN INTIAL REPORT WAS DOCUMENTED UNDER AN LASD URN. DOES NOT INCLUDE 99 RDS.

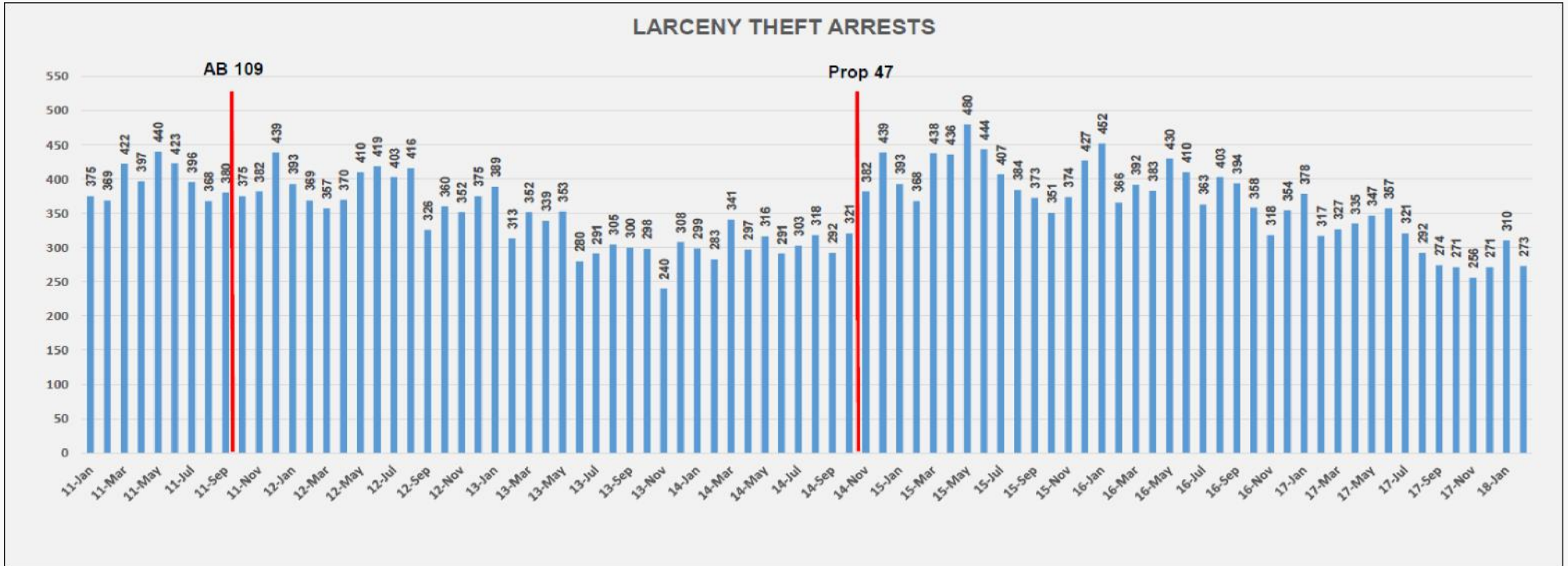
*ARREST CHARGE OF HOMICIDE. UPON FURTHER REVIEW, ARREST WAS CLOSED WITH AN ATTEMPT HOMICIDE CHARGE.

UPDATED 03/21/18



LOS ANGELES COUNTY SHERIFF'S DEPARTMENT

PART I LARCENY THEFT ARRESTS



PRELIMINARY DATA AND SUBJECT TO CHANGE.

Source: Arrest Query Tool

Criteria: 080-089, 340-389

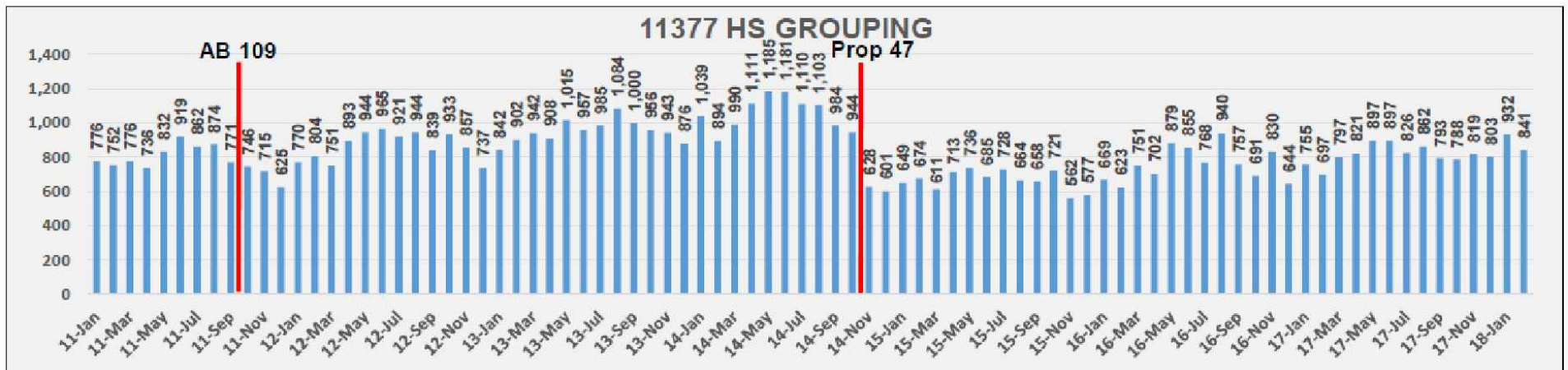
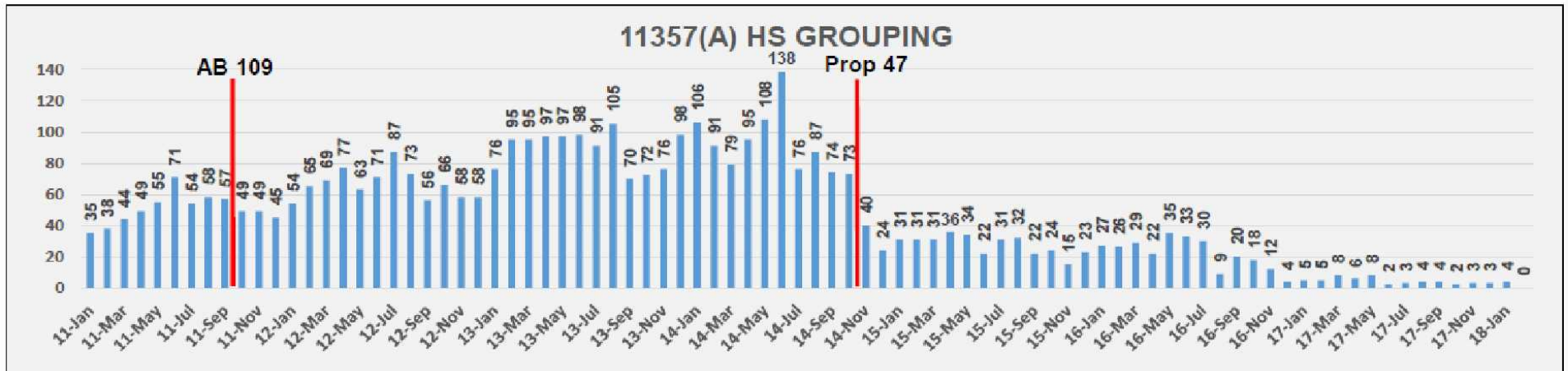
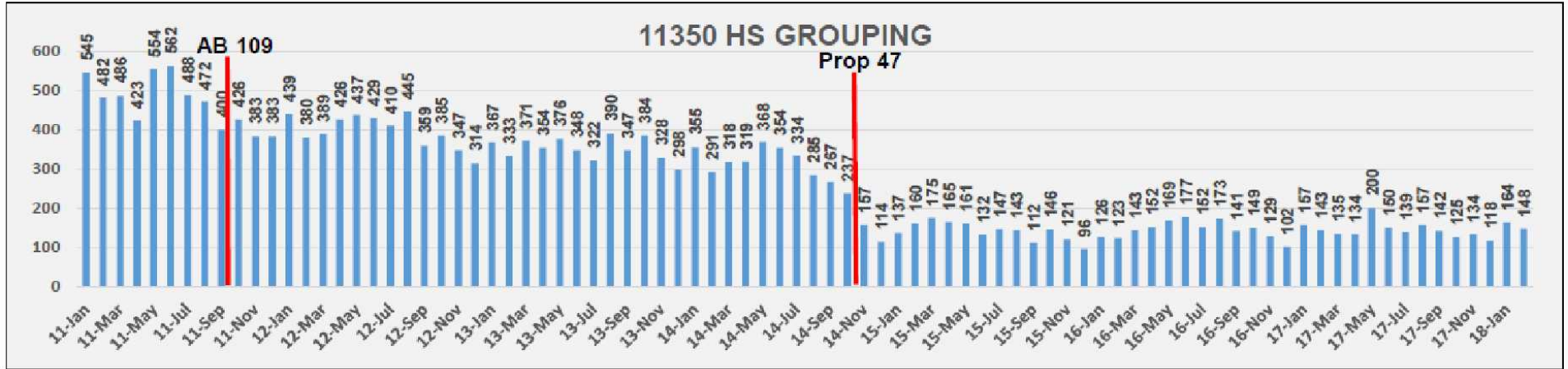
SAU #: 16-046-LS

Prepared by CAP Statistics Staff on 03/01/2017

The UCR Program's Summary Reporting System User Manual includes all thefts, grand or petty, and attempted thefts in the Larceny Theft category with one exception: motor vehicle theft.

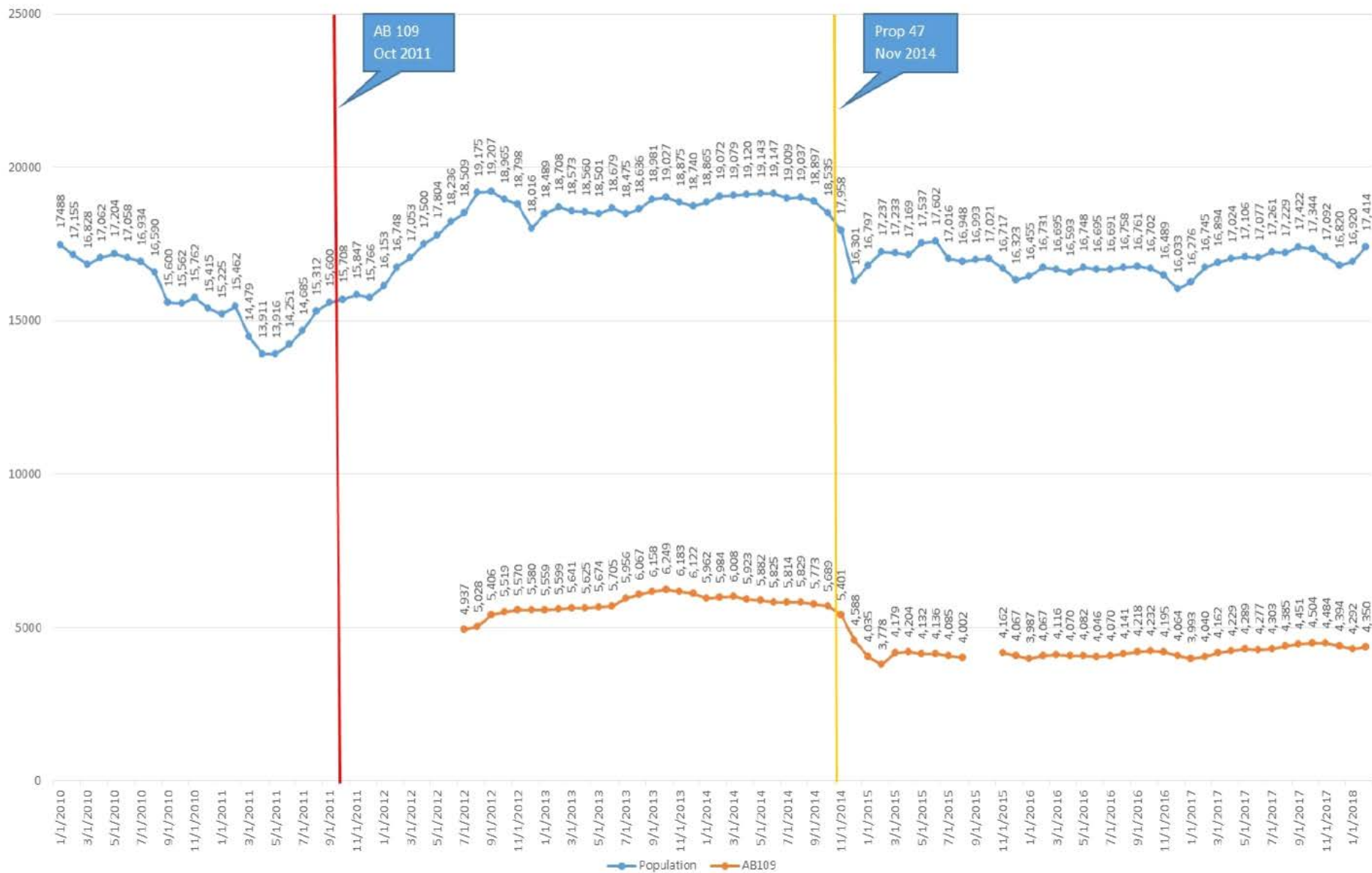


LOS ANGELES COUNTY SHERIFF'S DEPARTMENT PROPOSITION 47 NARCOTICS ARRESTS 11350, 11357(A), AND 11377 HS





LOS ANGELES COUNTY SHERIFF'S DEPARTMENT TOTAL JAIL POPULATION AND AB 109 POPULATION JANUARY 1, 2010 - FEBRUARY 28, 2018



AB 109 population missing for 9/2015 and 10/2015 due to technical issue.



Stephen B. Johnson, Chief

Detective Division

Hall of Justice

211 W. Temple Street #729

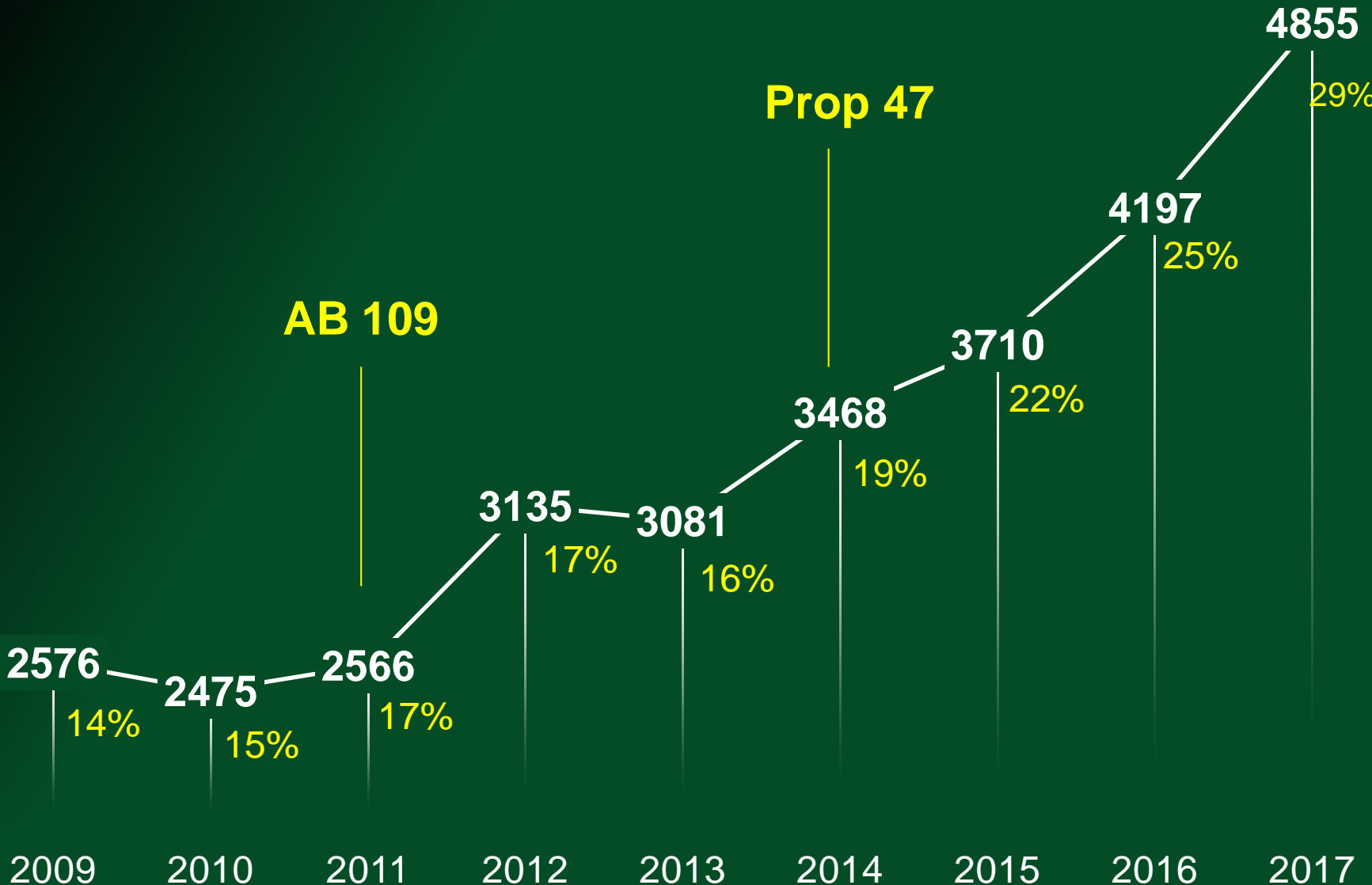
(213) 229-2258

sbjohso@lasd.org



Los Angeles County Sheriff's Department Mental Health Inmates

2017 INCLUDES DATA THROUGH SEPTEMBER 28, 2017





Prop 47 Fiscal Impact

Estimated in 2014:

- The Legislative Analyst's Office (LAO) predicted state and counties could save "several hundred million dollars annually."
- Los Angeles County estimated to save between \$99.9 million to \$174.8 million annually.

State savings to be deposited in the
Safe Neighborhoods and Schools Fund
to provide funding for
mental health, drug abuse treatment, and other programs.



Prop 47 Fiscal Impact

Actual:

- Actual state savings much lower.
- \$103 million of state savings awarded over the next three years throughout the entire state. (\$34.4 million a year)
- 65% of state savings to fund grants for mental health and substance abuse treatment.
- Rand Corporation Report to LA County BOS showed zero savings.



Prop 47 Fiscal Impact

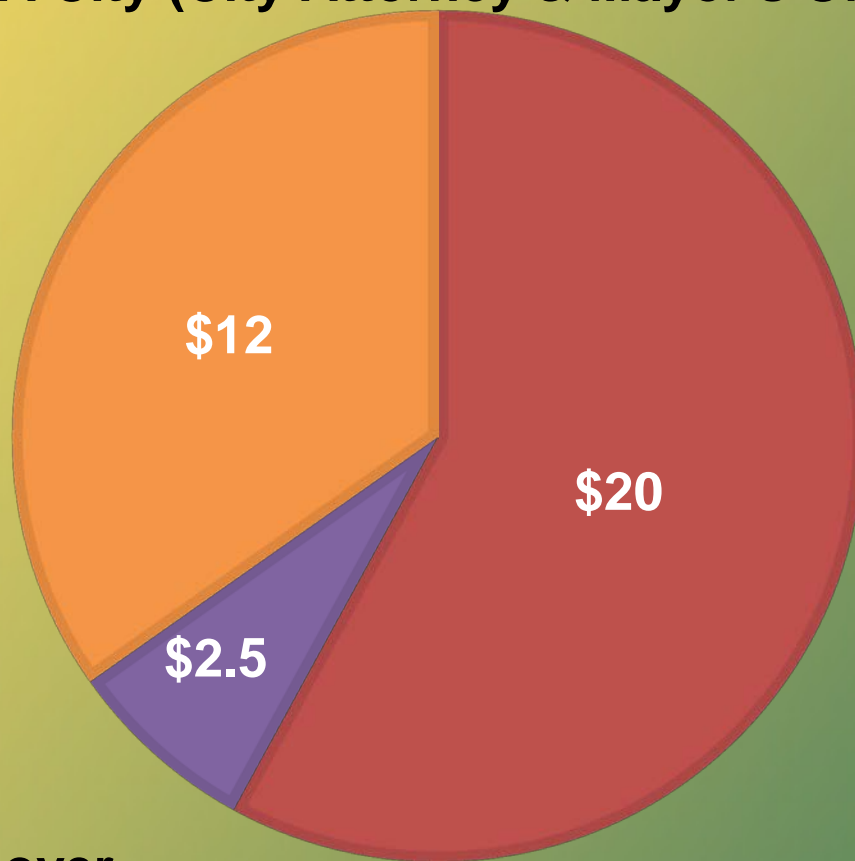
Actual:

- \$34.5 million awarded to Los Angeles County areas.
- 78,537 persons arrested for Prop 47 offenses in Los Angeles County since November 2014.
- Average of \$147.00 per offender, per year, over three years.
- Funds meant for a variety of services.



Funds Awarded in LA County by BSCC *

- LA County DHS
- Pasadena PD
- LA City (City Attorney & Mayor's Office)



*Funds awarded over a three year period.
(approx. \$11.5 million a year)

**PER MILLION



Facts

- **Part I crime up 18.1%.**
- **60% of Prop 47 offenders are re-arrested in LA County, 54% of those for Part I crimes.**
- **Costs of housing inmates has increased 45% since 2011 even with inmate population reduction. \$71,000 per year is the average cost.**
- **Offenders are not receiving services nor are they serving their court imposed sentences.**