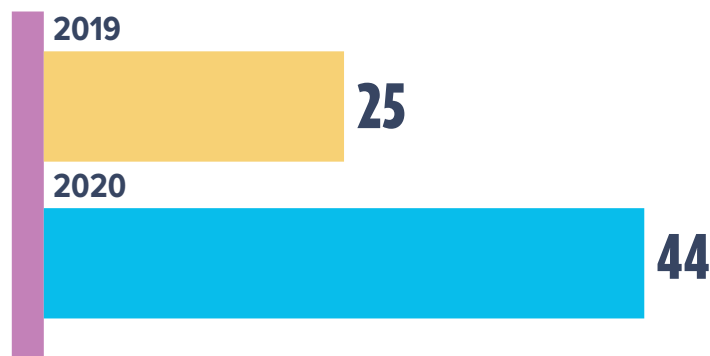


2020 Anti-ASIAN HATE Crimes Los Angeles County

Based on the collection and analysis of hate crimes reported in Los Angeles County from the Sheriff, over 40 city police departments, dozens of police agencies at schools, colleges and universities and trained community based organizations, the Los Angeles County Commission on Human Relations found that anti-Asian hate crimes rose 76% in 2020 from 25 to 44. This is the largest number since 2001, when there were 42 anti-Asian racial hate crimes and 38 additional crimes after the September 11 terrorist attacks in which the victims were South Asian.*

Total of Anti-Asian Hate Crimes in LA County (2019-2020)



Asian Americans constitute 15% of Los Angeles County residents and were targeted in 11% of racial hate crimes in 2020. However, we believe that under-reporting of hate crimes is a serious problem in the Asian community because of linguistic and cultural barriers, immigration status, unfamiliarity with the criminal justice system, and fear that reporting hate crimes could bring retaliation or unwanted publicity. In one study, the FBI estimated that fewer than half of victims reported hate crimes to law enforcement.



In 15 of these crimes (34%) specifically anti-Chinese slurs were used. Four crimes (9%) were anti-Japanese and three (7%) were anti-Indian. In the remainder of the anti-Asian crimes, no specific ethnic group was singled out.

The actual ethnicities of the victims were mentioned in 19 of the cases. Chinese and Japanese victims constituted 26% each. Four of the victims were Korean, two were Asian Indians and there was one crime in which the victim was Taiwanese and another in which the victim was Vietnamese. It should be noted that one of the victims was a Guatemalan woman who stated she is often mistaken for being Asian working at a Vietnamese sandwich store.

In 10 of the crimes (23%) the suspects explicitly blamed the victims for COVID-19. It is not known if other suspects also held such views but did not express them at the time the police report was made.

Anti-immigrant slurs were used in 11 (25%) of the crimes. This percentage is similar to the previous year. Again, other suspects may have possessed anti-immigrant sentiments but made no explicit mention in the commission of the crime. Fifty-nine percent of the victims were male and 41% were female. The previous year only 29% of victims were female. In 2020, female victims tripled from five to 15. The ages of the victims were identified in 34 of the cases. The median age of victims jumped from 30 to 41. Half of the victims were over 40, including two senior citizens. The previous year there were no persons over 40 years of age. Forty-one percent were age 26-40. One of the victims was a young adult (18-25) and two were juveniles, ages 11 and 12.

The most frequent criminal offense was simple assault (45%), followed by intimidation (20%), vandalism (16%), aggravated assault (9%), disorderly conduct (7%), and a single case of robbery. The distribution of criminal offenses was very similar to the previous year.

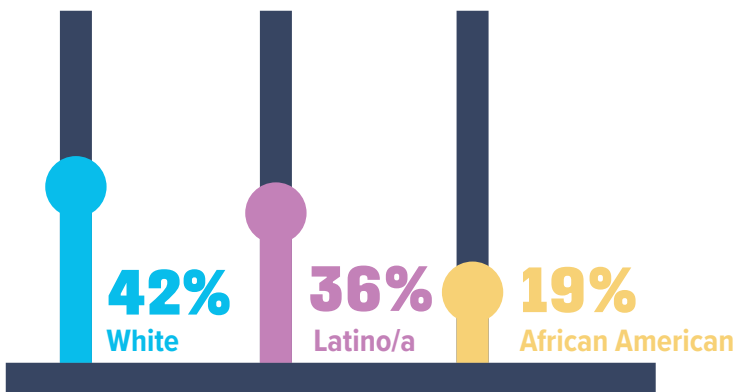
The rate of violence was 77% compared to 76% the previous year, and up from 58% in 2018.

Similar to the previous year, anti-Asian crimes occurred most frequently in public places (48%), followed by businesses (25%), and residences (18%). Two crimes took place in schools and two via electronic communication. This break-down was almost identical to 2019 except for a small increase in hate crimes at residences.

76% | increase in anti-Asian hate crimes in 2020

There were single cases in which there was evidence of white supremacist ideology (down from 3) or where the suspect was identified as a gang member (down from four).

In cases in which a suspect was identified, 42% were white, followed by Latino/as (36%) and African Americans (19%). There was a lone crime in which the suspect was an Asian man who asked the victim if she was Indian and then snatched the hijab off her head. The previous year the largest number of suspects in anti-Asian crimes were Latino/as (42%), followed by whites (32%) and blacks (26%).



Race of Known Suspects in Anti-Asian Hate Crimes in 2020

March 20

A Chinese man was sitting in his car parked behind a store. He saw two Latino males pointing to him and laughing. One of the suspects yelled that the victim was "a dirty Asian and has Corona virus." The victim felt offended and started recording the suspects with his cell phone. The suspect approached the victim and ordered him to stop. Fearful, the victim attempted to close his car door, but the suspect grabbed it and forced it open. The suspect continued to yell at the victim and pushed him, causing the victim to drop his phone. The suspect then fled.

March 24

A Vietnamese woman found her vehicle vandalized with the words "Fuck Chinese C19" scratched into the hood. The front passenger window was completely shattered, all tires were punctured, and the dashboard, seats, and roof liner of the vehicle were cut with a sharp object. In addition, the center console, touchscreen, and gear shifter were forcefully removed and damaged.

November 30

A white male came from behind an Asian Indian man and struck the back of his head causing the victim to fall to the ground. Two other men (race unidentified) joined the first suspect and the three kicked the victim repeatedly in the head. One of the suspects yelled, "Indians should go back to India"! Another suspect stole the victim's wallet. The suspects then fled the scene.

*Following the September 11 terrorist attacks there was a national backlash against people who were perceived to be Middle Eastern or Muslim. In Los Angeles County, 38 9/11-related crimes were reported in which the victims were South Asian. In many of these cases, it was difficult to discern if the victims were being targeted because of their real or perceived race/ethnicity, religion, or both. Sometimes victims were called generic slurs, such as "terrorist."

This is significant because nationally there has been speculation that African Americans were most frequently suspects in anti-Asian crimes.

Forty-five percent of the anti-Asian hate crimes took place in the City of Los Angeles and a significant cluster occurred in the South Bay. The remainder were spread out throughout smaller cities and unincorporated areas, from municipalities with a majority of Asian residents (like the San Gabriel Valley) to places with very small Asian populations (like beach cities and the Santa Clarita Valley).

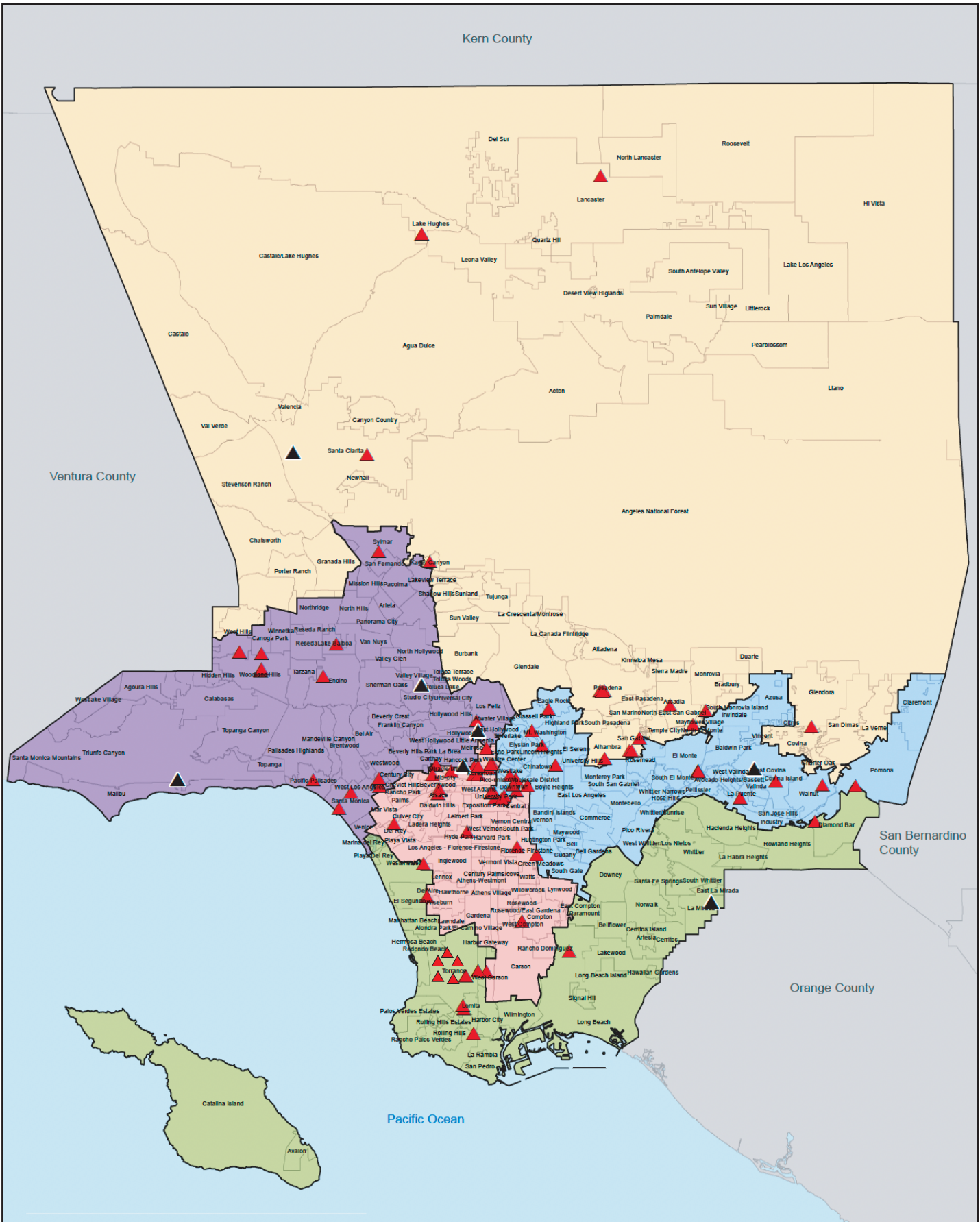
Actual Hate Crimes

June 11









A Chinese man was waiting at a bus stop when across the street a white female started yelling, "Go back where you came from, you fucking Chinese!" She then crossed the street and punched him three times in the face. The victim yelled that he was going to call the police and the suspect fled on foot.

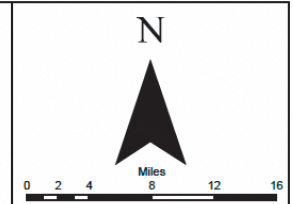
July 14

A Japanese man was talking on his cell phone in a drugstore parking lot. A Latino male standing 25 feet away walked toward him and repeatedly asked the victim, "Are you Asian?" The victim ignored him until he noticed that the suspect was holding a large knife. The suspect extended the knife and slashed it in circular motions. Frightened, the victim denied that he was Asian. The suspect then ordered him to remove his sunglasses so he could see his eyes. The suspect attempted to stab the victim who jumped backward to avoid injury. The victim fled on foot and called the police. When LASD deputies arrived, they located the suspect and the victim identified him. The suspect was placed under arrest for a variety of crimes, including assault with a deadly weapon.



Legend

- | | | |
|--|---|---|
|  Surrounding counties |  Sup 1 |  Sup 5 |
|  Anti-Asian Hate Crime |  Sup 2 | |
|  Anti-Asian Hate Crime (Covid 19-related) |  Sup 3 | |
| |  Sup 4 | |



*Please note that Catalina Island is not to scale.
Workforce Development, Aging and Community Services, Data Management & Analytics Division. 10/14/2021

In addition to the hate crimes shown on the map, there were four crimes not displayed due to insufficient address information. Three of these crimes were related to the Covid-19 pandemic.

About the LA County Commission on Human Relations

The Los Angeles County Commission on Human Relations is dedicated to promoting positive human relations in an increasingly complex and multicultural county. The Commission works to develop programs that proactively address racism, sexism, homophobia, transphobia, religious prejudice, linguistic bias, anti-immigrant sentiment, and other divisive attitudes that can lead to intercultural tension, hate crimes, human rights violations, and related violence.

Teaming with law enforcement, schools, cities, community-based organizations, youth academics, policy makers, businesses and other leaders, the Commission brings key players together to resolve immediate cultural conflicts and to lay the groundwork for a long-term campaign to eradicate bias and prejudice. For more information, visit hrc.lacounty.gov or wdacs.lacounty.gov.

As one of the oldest and largest human relations agencies of its kind in the United States, the Los Angeles County Commission on Human Relations serves one of the largest and most diverse populations in the country addressing the human relations needs through its commitment to fostering harmonious and equitable inter-group relations, empowering communities and institutions, and promoting and informed and inclusive multicultural society.



LA vs Hate: The LA vs Hate program is a community-driven approach to empower all residents of Los Angeles County to unite against, report, and resist hate. Led by the Human Relations Commission, LA vs Hate partners with community partners from all five County districts, representing a diverse coalition of voices committed to ending hate.

The goals of the campaign are as follows:

- Address the normalization of hate and inspire people to stand up to it
- Build understanding about what constitutes a hate act and how to report it
- Strengthen our community rapid response network to help victims and communities heal from hate and advocate for change to prevent hate violence

By tracking and reporting hate we can ensure that resources are allocated appropriately, that those targeted by hate receive the support they need, that offenders are held accountable, and that together, we can build respectful and resilient communities.

Call 211 to report hate. Learn more by visiting lavshate.org.