


Los Angeles County Probation Department

AB109 Update – October 15, 2013

Jerry E. Powers, Chief Probation Officer





Outline

- Probation Updates
- Departmental Updates
 - Department of Mental Health
 - Department of Public Health/SAPC
 - Los Angeles County Sheriff's Department
- Questions



PRCS Population

October 2011 through August 31, 2013

Population	
Total Cases Accepted ¹	17,876
Total Cases Closed ²	6,911
Outstanding Warrants ³	1,776
Deported ⁴	976
Active Cases	8,213

¹ Does not include 681 Rejected Cases

² Includes 4,281 closed case as a matter of law (12-month custodial sanction free).

The remaining 2,630 were terminated due to various reasons (jail, prison, fatality, CDCR transfer, inter-county transfer, etc.).

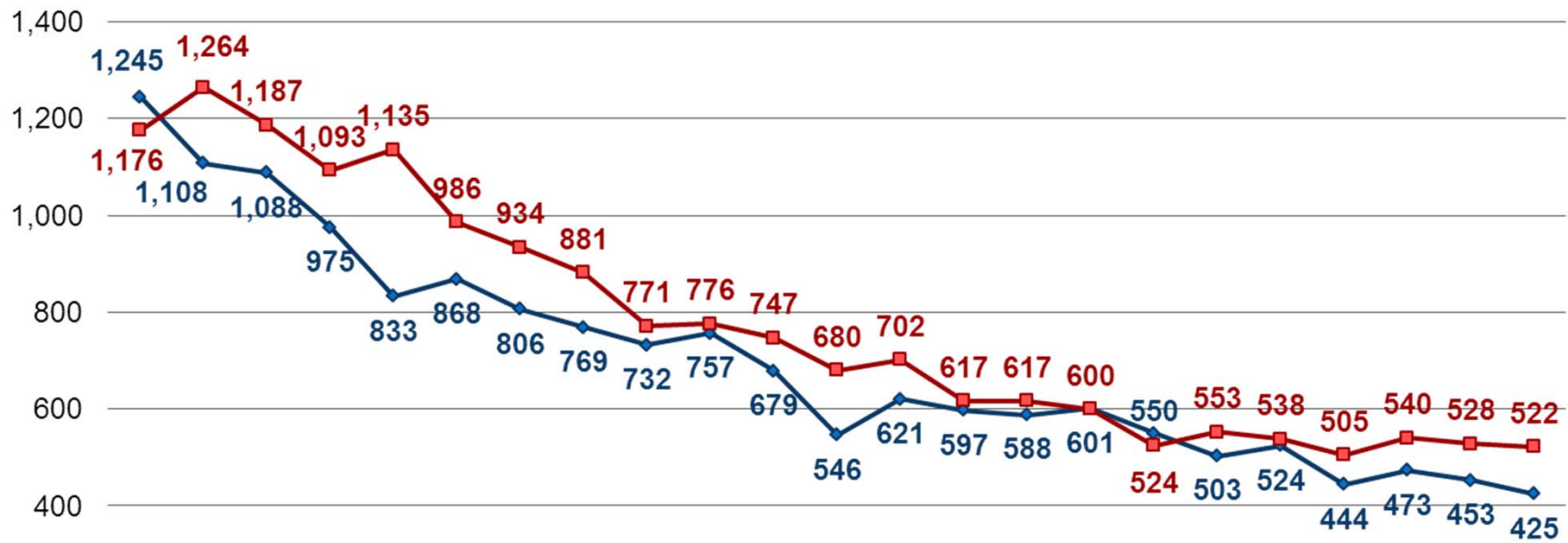
³ Does not include Warrants issued for deported PSPs

⁴ PRCS case accepted; PSP deported



CDCR Projections vs. Actual Intake

October 2011 through August 31, 2013



*Surpassed CDCR projections by 1,691 (10.4%)

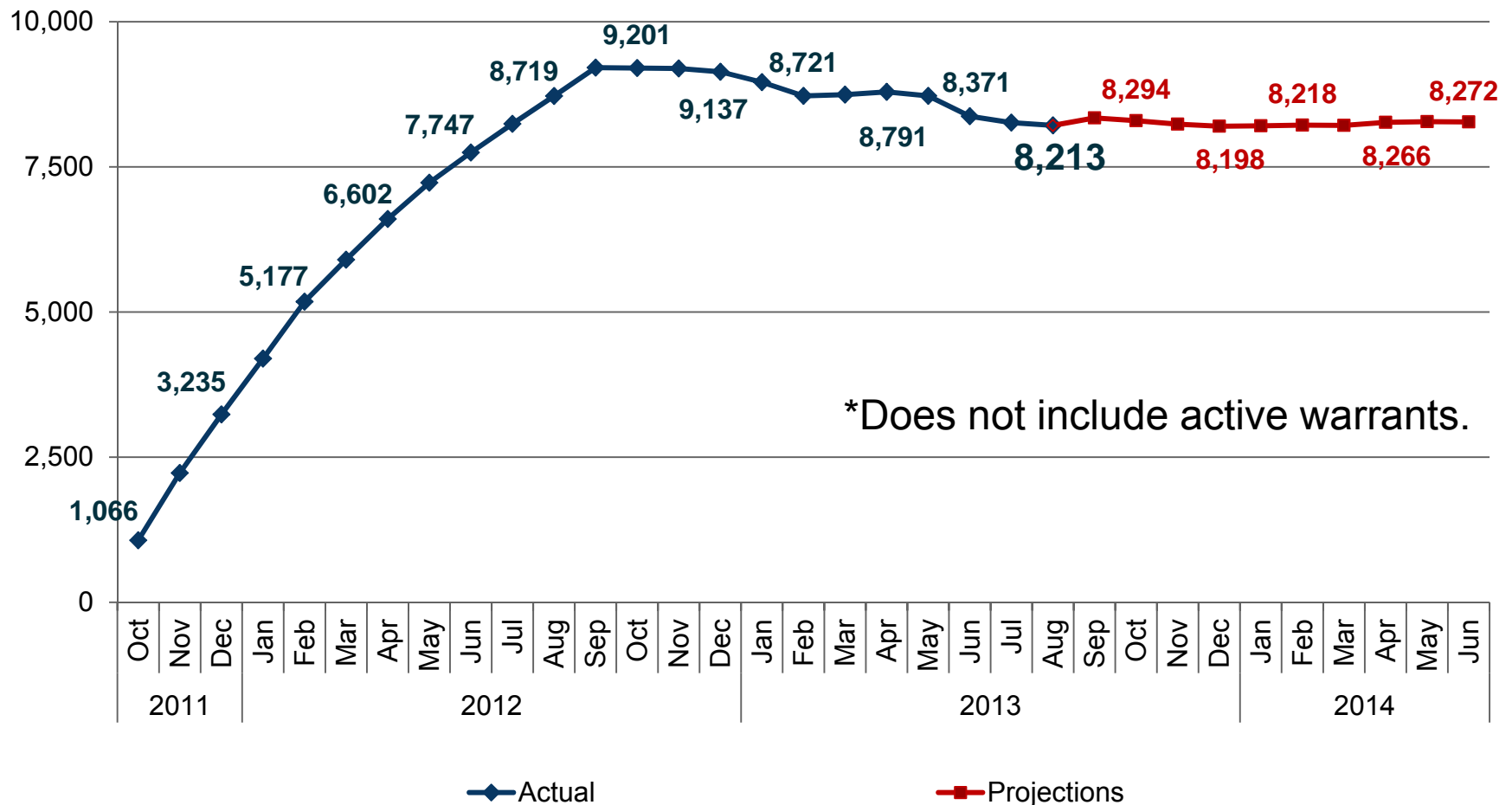
Oct	Nov	Dec	Jan	Feb	Mar	Apr	May	Jun	Jul	Aug	Sep	Oct	Nov	Dec	Jan	Feb	Mar	Apr	May	Jun	Jul	Aug
2011			2012									2013										

—◆— CDCR Projected Releases (Total 16,185)

—■— Cases Accepted (Total 17,876)

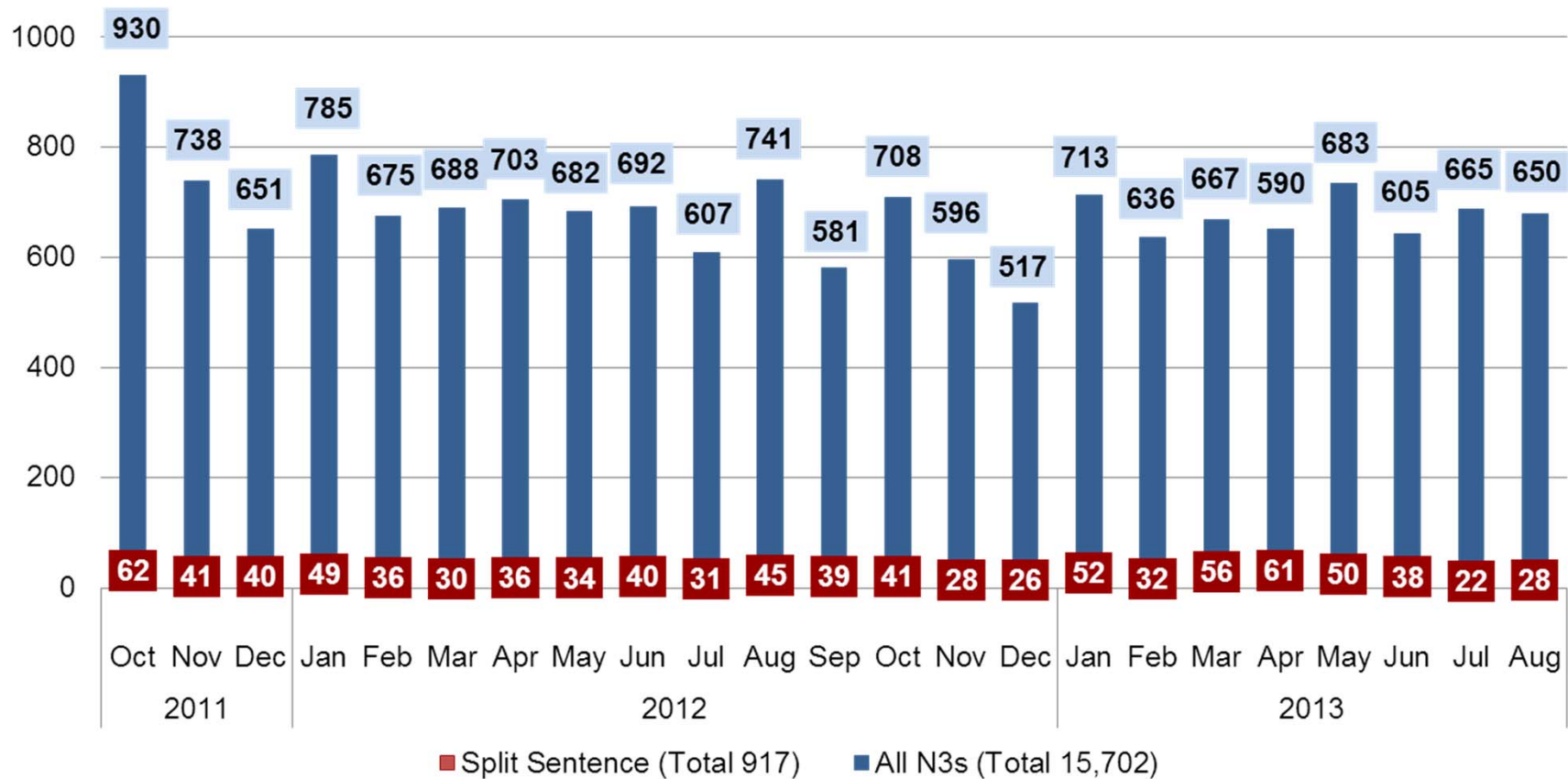


PRCS Actuals/Projections-Active Cases* October 2011 through June 30, 2014





Defendants Sentenced Pursuant to Penal Code 1170(h) October 2011 through August 31, 2013

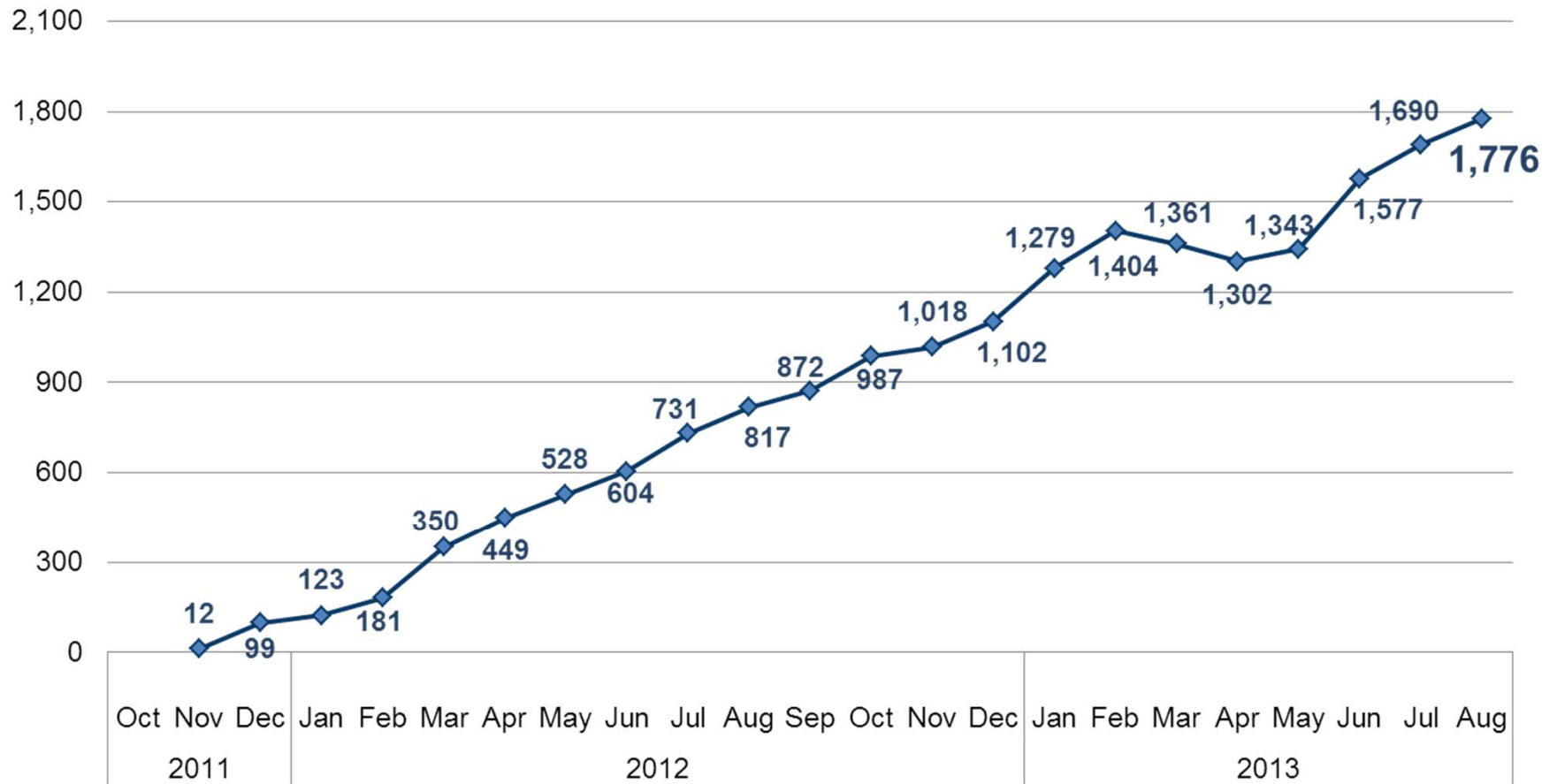


The Split Sentence figures are a subset of the total N3s in blue.



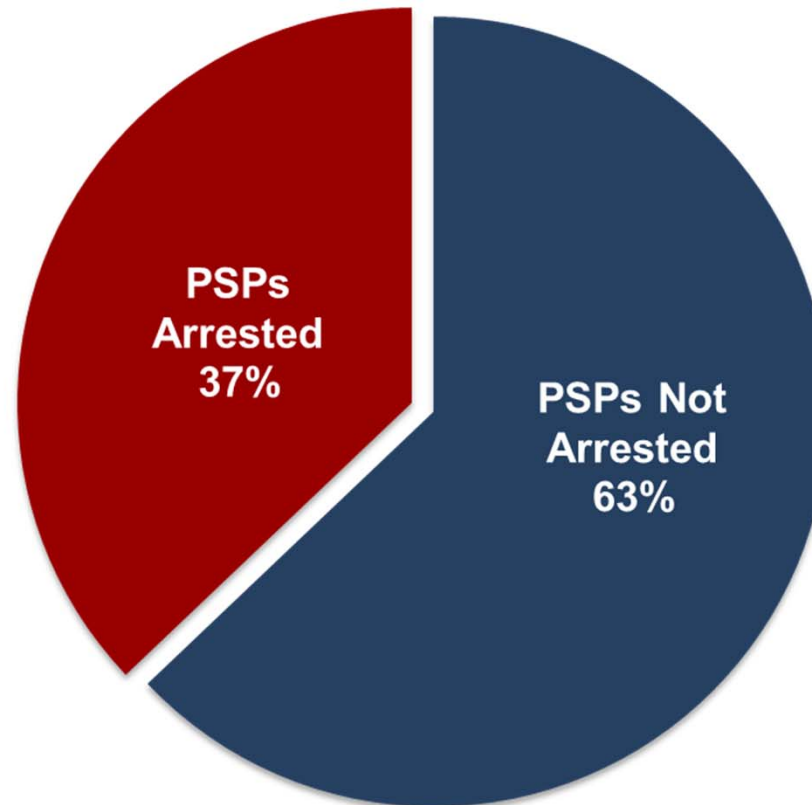
Active Total Warrants

Excludes Deportations





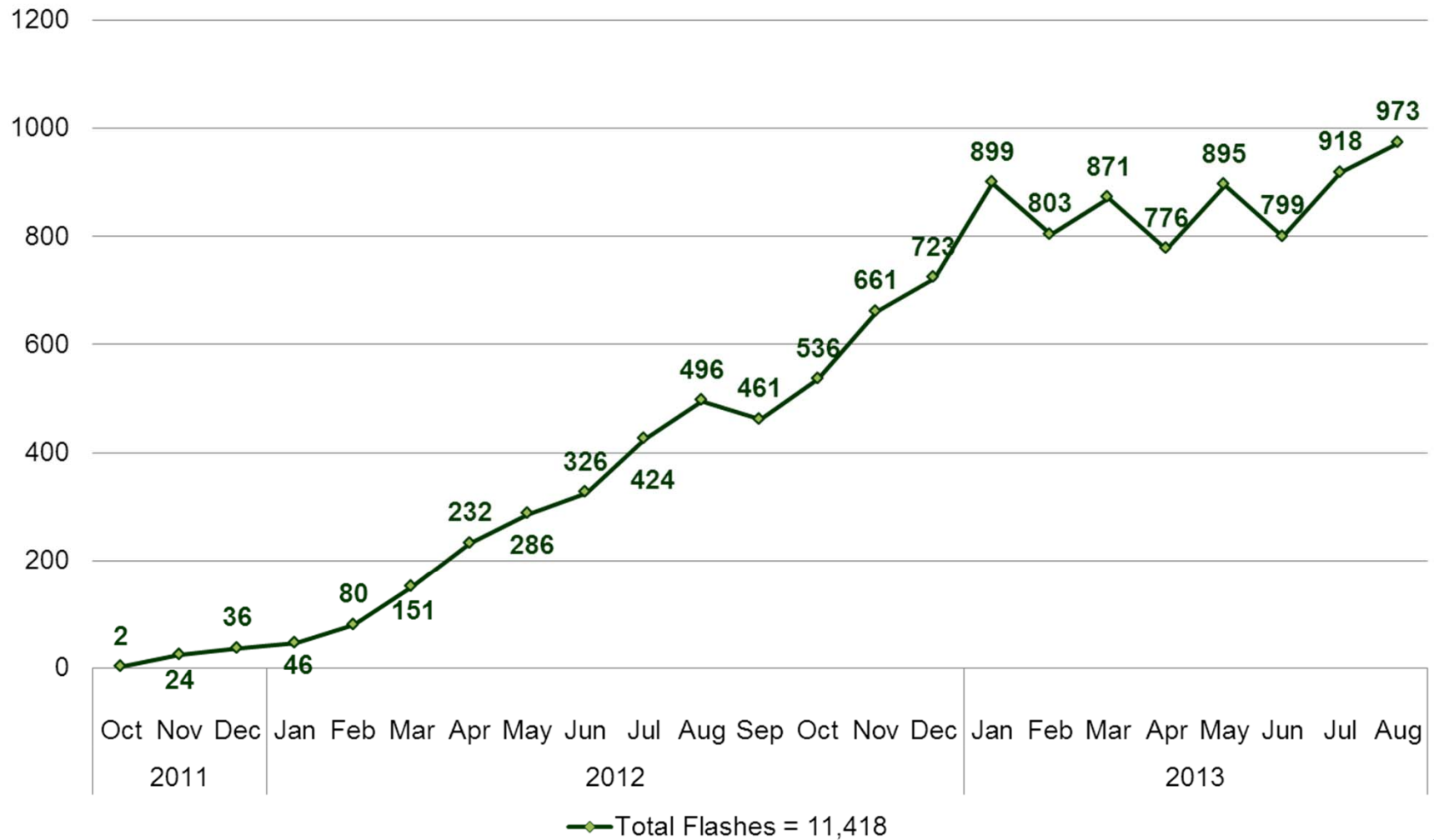
Arrests



17,876 total PRCS cases accepted as of August 31, 2013; of which 6,632 (37%) have at least one arrest (misdemeanor/felony)-excludes flash incarceration.



Flash Incarcerations





Staffing Update

As of September 30, 2013:

DPO II Items	363
Filled	233
Vacant	130
Contingent Offers Made	130*

	As reported on September 5, 2013	As of September 30, 2013	Change
DPO II Items Filled	233	233	Δ 0
Vacant	130	130	

* Of the 130 positions, 96 are promotions/lateral and 34 are new hires pending background.



Probation Department Vacancies

as of September 29, 2013

Hiring Freeze Lifted June 6, 2013

Vacancies	
Administrative/Support	378
Institution*	339
Field (Non-AB109)*	324
AB109 Field*	136
Total Vacancies	1,177

*Sworn positions; Total 799



Probation Department Vacancies

Ended Employment Reason	Year			
	2013	2012	2011	2010
Retired	74	96	96	94
Resigned for Personal Reasons	27	37	40	62
Discharged	23	12	12	16
Released Temporary	13	6	12	64
Deceased	12	15	12	13
Moved (out of state)	3	4	5	10
Resignation in Lieu of Discharge	2	3	1	2
Other (No Reason Provided)	2	12	12	15
Total	156	185	190	276

New Hires		
Year	Number Hired	% Change
2013	108	92.9%
2012	56	143.5%
2011	23	4.5%
2010	22	



Enhanced Hiring Standards

In September 2012, the Department implemented more stringent hiring guidelines for sworn positions in the following areas:

Area	Current Policy	Previous Policy
Use of Controlled Substance	No Convictions/Admissions	No Convictions/Admissions in past five (5) years
Marijuana Use	No Convictions/Admissions in past three (3) years	No Convictions/Admissions in past two (2) years
Acts of Violence	No Convictions	Seven (7) years
Crimes against Property	No Convictions	Five (5) years
Driving Under the Influence	No Convictions within Seven (7) years	Two (2) years
Reckless Driving Offenses	No Convictions within Seven (7) years	Three (3) years
Vehicle Code Violations	No more than four (4) violations in ten (10) year period	No more than four (4) violations in five (5) year period



Enhanced Hiring Standards

In March 2013, the Department implemented additional background screening tools:

- Polygraph Examinations
- Neighborhood Canvassing
- Credit Report Checks



Existing Background Process

- Live Scan
- Review Criminal and Substance Abuse History
- Review DMV Driving Record
- Verification of Current and Prior Employment History
- Confirm Education Requirements
- Review Social Media Websites
- Review Tattoos and Gang Associations
- Medical Examination
- Oral and Written Psychological Examinations

In addition, the Department is currently reviewing the entire hiring process including recruitment and the exam process to ensure we hire the most qualified staff.



Office Space Update

Space Request submitted to CEO Real Estate Division (RED) for the procurement of seven (7) regionally located offices for 345 staff. This includes the placement of offices in the following areas:

Antelope Valley

- Board adopted lease 5/21/13. Target occupancy December 2013

East San Gabriel Valley

- Pending

San Fernando Valley

- Board adopted lease 6/4/13. Target occupancy January 2014.

South Bay

- Board adopted lease 7/30/13. Target occupancy January 2014.

South Los Angeles

- Board adopted lease 7/16/13. Target occupancy December 2013.

West Los Angeles

- Board adopted lease 8/20/13. Target occupancy January 2014.

West San Gabriel Valley

- Pending

Office space updates as reported by CEO RED



AB109 Year One and Two November Report Update

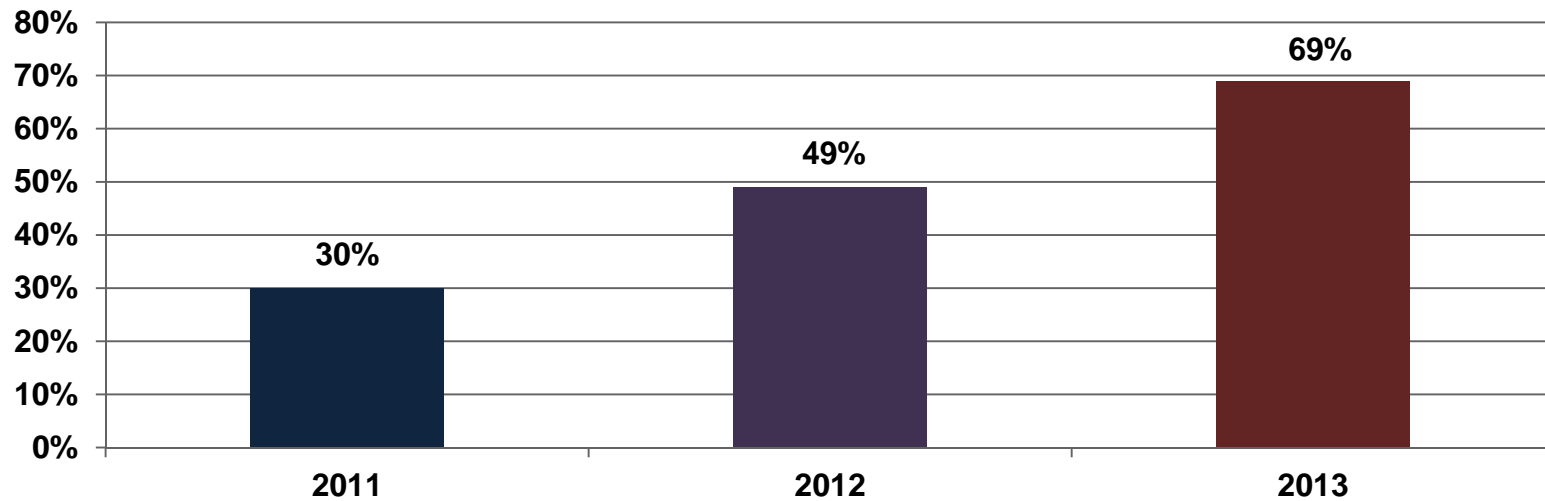
- Arrests
- Flash Incarcerations
- Revocations
- Terminations
- HUB Intake
- Referrals for Services
- Participation (DMH and DPH)
- Staffing

Los Angeles County Department of Mental Health



Reentry and Provisions of Treatment Services

DMH Rate of Engagement in Treatment



Data reflects PSPs currently on AB 109 Probation supervision only through August 30, 2013.

October 2011 through August 30, 2013	
Number Pre-Screened by DMH	3,451
Number Assessed at HUBs by DMH	5,533
Co-Occurring Treatment Needed	2,855
Mental Health Treatment Only	571
Number of Unique Clients Served by DMH	4,920

Strategies and Recommendations

1. Expansion of AB 109-funded DMH staffing to perform functions currently being provided by non-AB 109 staff.
2. Expand residential and outpatient programs for individuals with mental health and co-occurring disorders.
3. Develop a training curriculum for DMH contracted providers and directly operated DMH staff to enhance knowledge and practices related to engagement and treatment of persons with mental health and co-occurring disorders who have criminal justice histories.
4. Increase jail-in reach efforts by DMH outpatient programs.
5. Explore Senate Bill 82 funding to provide additional community-based crisis intervention/stabilization programs and mobile response teams that could serve the AB 109 population.

AB109 Year One and Two November Report Update

- Number Pre-Screened by DMH
- Number Assessed at HUBs by DMH
- Number of PSPs requiring Co-Occurring Treatment
- Number of PSPs requiring Mental Health Treatment only
- Rate of Engagement in Treatment
- Number of De-Certified Mentally Disordered Offenders (MDO) receiving mental health services in the community
- Development and implementation of mental health and co-occurring programs for the AB 109 population

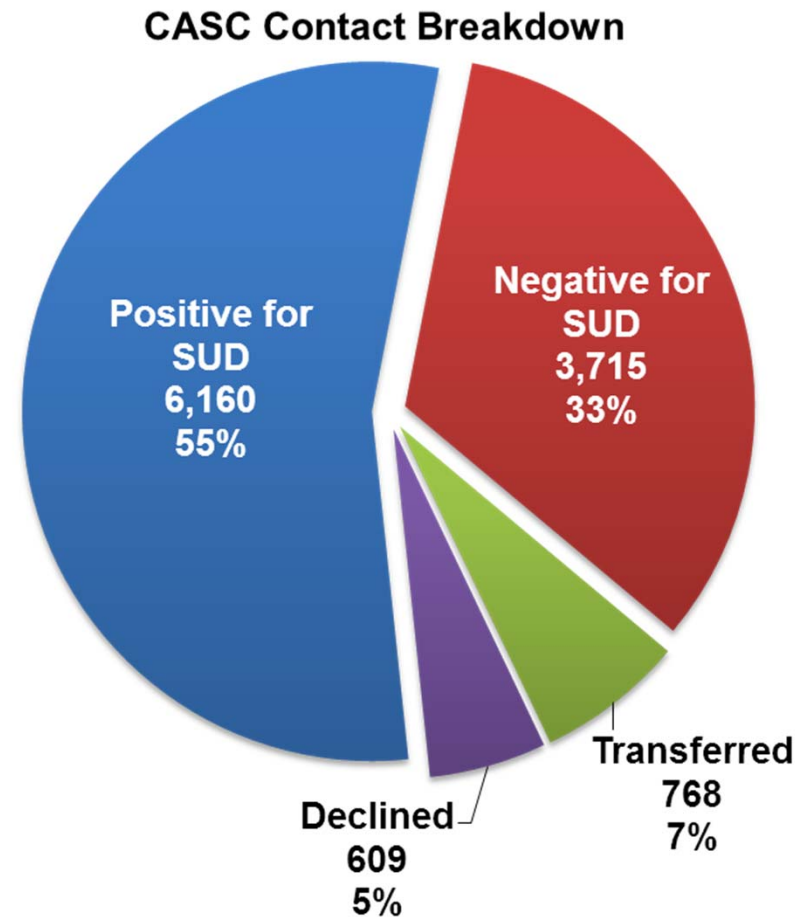
Substance Abuse Prevention and Control



Community Assessment Services Centers AB 109 Contacts

AB 109 Activity October 2011 through September 30, 2013	
Probation HUB Substance Use Disorder (SUD) Referrals	7,974
Probation Area Office SUD Referrals	4,575
CASC Contacts	11,252

Note: Data is current as of 10/2/2013



AB 109 Treatment Placement

Table 1

Treatment Court Probation eXchange	<i>AB 109 Treatment Provider Network*</i>
CASC Referrals to Treatment	4,149
Treatment Admissions	2,550
Currently in Treatment	706
Treatment Discharges	1,844
Completion	694
Non-completion	1,150

Table 2

Los Angeles County Participant Reporting System	Non AB 109 Treatment Provider Network**
Treatment Admissions	1,265
Currently in Treatment	456
Treatment Discharges	809
Completion	244
Non-completion	565

Note: Data is current as of: *10/2/2013, **6/30/2013

Updates

1. Substance Use Disorder Treatment Completion Definition
2. Expansion of Substance Use Disorder Treatment Provider Network
3. Enhancement of Treatment, Court, Probation eXchange Data System for Tracking and Reporting Outcomes.

AB109 Year One and Two November Report Update

- Role in Post-release Community Supervision
 - Program and System Enhancements
- Demographics of Assembly Bill 109 Substance Use Disorder Population (SUD)
- Primary and Secondary Substance of Choice
- Number of SUD Assessments Conducted by Community Assessment Services Center
- Number of SUD Referrals to Treatment Services
- SUD Treatment Engagement
- Planned Fiscal Year 2013-14 Program and System Improvements

Los Angeles County Sheriff's Department





LA County - PAL Warrants

ABSCONDER INFO: ACTIVE WARRANTS

ABSCONDER INFO (09/30/13): *(based on data from CWS)*

Active Warrants (LASD Areas)	310	LASD Warrant Responsibility	632
Active Warrants (Other Agencies)	322		Current Month
Active Warrants (LAPD)	510	>30 Days	86
Active Warrants (Unknown)	372	>60 Days	71
Active Warrants (Out of County)	67	>90 Days	65
Active Warrants (Known Deported)	940	>120 Days	187
Active Warrants (Denied Extradition)	130		
Total Active Warrants	2642		

REPEAT ABSCONDERS

# Warrants Issued (based on CII)	# PSPs
6 PSP PAL Warrants Issued	2
5 PSP PAL Warrants Issued	19
4 PSP PAL Warrants Issued	100
3 PSP PAL Warrants Issued	366
2 PSP PAL Warrants Issued	1103



Absconder Team Efforts

AS OF (09/30/13):

TEAM ACTIVITY:

Arrest Type	Weekly Total	Monthly Total	2013 YTD Total	Total Since Inception
PSP PAL Arrests	4	28	172	231
PAL Arrests	1	8	32	90
PSP Arrests	5	17	401	753
Other Arrests	5	42	282	1325
TOTAL	15	95	885	2399
	Weekly Total	Monthly Total	2013 YTD Total	Total Since Inception
Firearms Seized	0	13	108	285
FIRs	53	379	3333	9374
Compliance Checks	25	132	865	2369
No Show Locations	0	5	22	388
Address Verifications	3	43	548	2071



Yearly Comparison

AS OF (09/30/13):

COUNTYWIDE

	2011/2012	2012/2013
TOTAL ARRESTS	7,040	14,249
RECIDIVISM RATE	37.10%	50.54%

PAROLE COMPLIANCE TEAM STATS

	2011/2012	2012/2013
PSP ARRESTS	224	530
OTHER ARRESTS	907	423
PSP PAL ARRESTS	40	193
FIREARMS SEIZED	133	152
COMPLIANCE CHECKS CONDUCTED	1,123	1,273



Lessons Learned

- Compliance Checks at Treatment Facilities
- Working with LA Impact / LA CLEAR
- CCC Coordination w/ Probation



Questions

