

# Los Angeles County Probation Department

AB109 Update – September 17, 2013

Jerry E. Powers, Chief Probation Officer





# Outline

- Probation Updates
- Compliance Checks
- Prison Reduction
- Departmental Updates
  - Department of Mental Health
  - Department of Public Health/SAPC
  - Los Angeles County Sheriff's Department
- Questions



# PRCS Population

October 2011 through July 31, 2013

Population	
Total Cases Accepted <sup>1</sup>	17,386
Total Cases Closed <sup>2</sup>	6,413
Outstanding Warrants <sup>3</sup>	1,690
Deported <sup>4</sup>	958
Active Cases	8,325

<sup>1</sup> Does not include 653 Rejected Cases

<sup>2</sup> Includes 3,931 closed case as a matter of law (12-month custodial sanction free).

The remaining 2,482 were terminated due to various reasons (jail, prison, fatality, CDCR transfer, inter-county transfer, etc.).

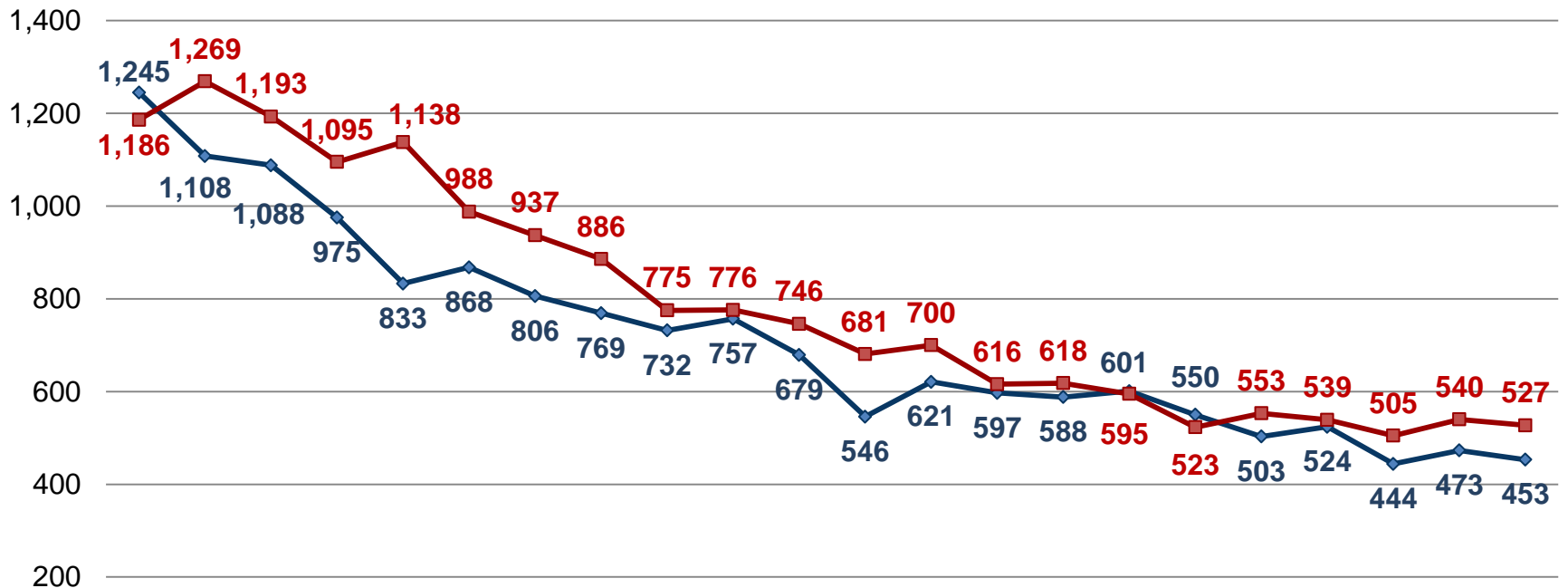
<sup>3</sup> Does not include Warrants issued for deported PSPs

<sup>4</sup> PRCS case accepted; PSP deported



# CDCR Projections vs. Actual Intake

## October 2011 through July 31, 2013



\*Surpassed CDCR projections by 1,626 (10.3%)

Oct	Nov	Dec	Jan	Feb	Mar	Apr	May	Jun	Jul	Aug	Sep	Oct	Nov	Dec	Jan	Feb	Mar	Apr	May	Jun	Jul
2011			2012									2013									

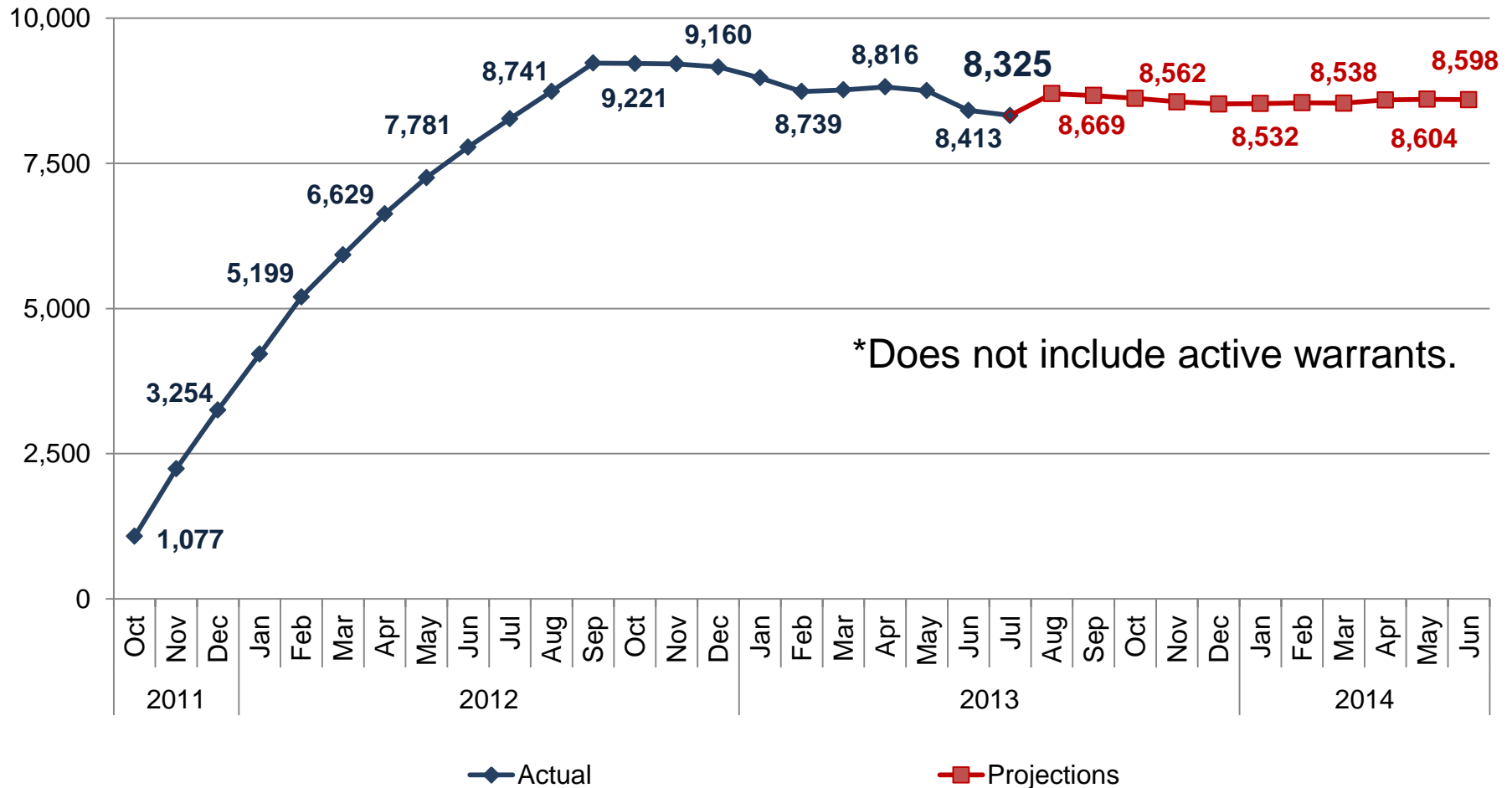
◆ CDCR Projected Releases (Total 15,760)

■ Cases Accepted (Total 17,386)



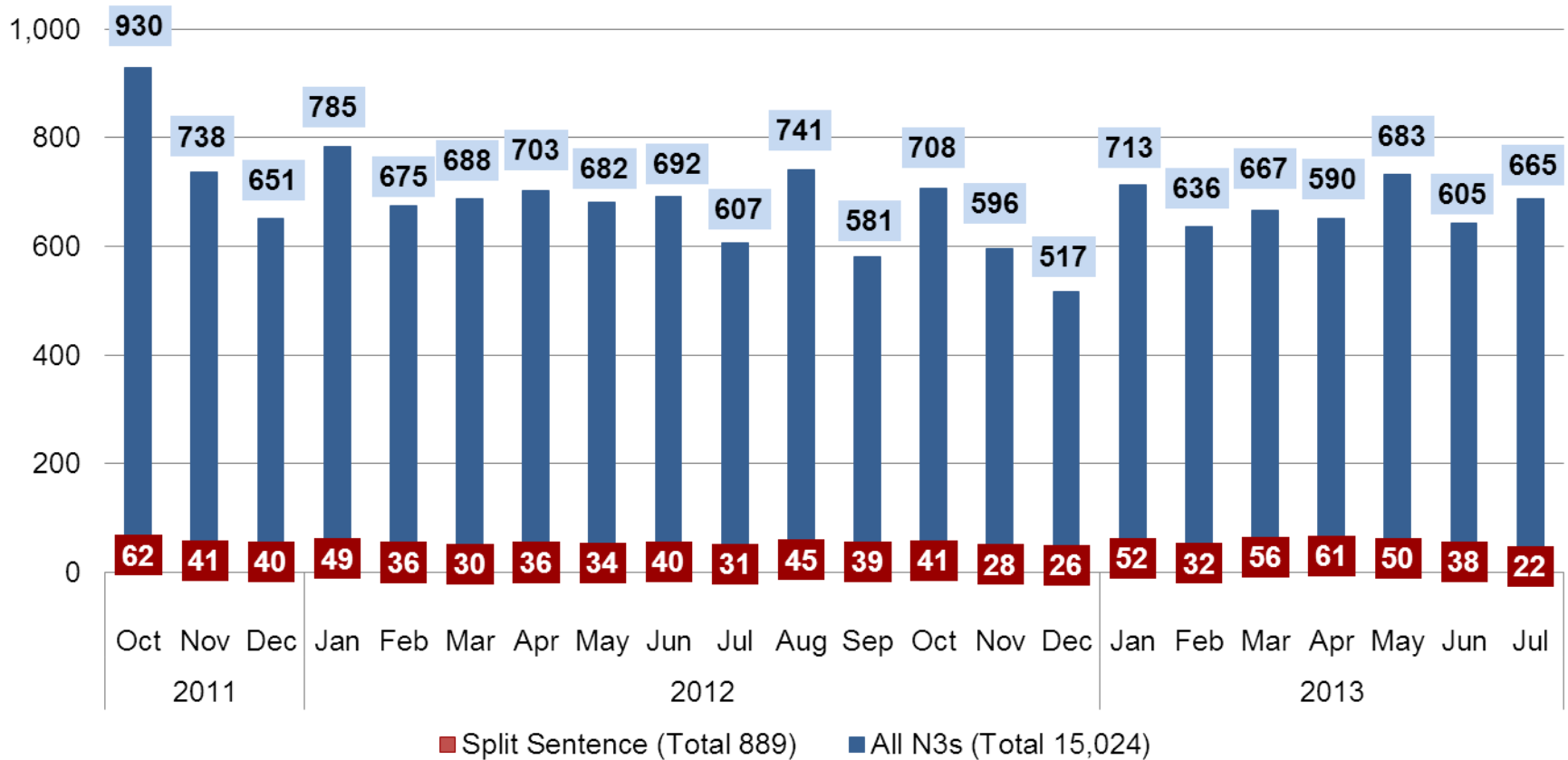
# PRCS Actuals/Projections-Active Cases\*

## October 2011 through June 30, 2014





# Defendants Sentenced Pursuant to Penal Code 1170(h) October 2011 through July 31, 2013

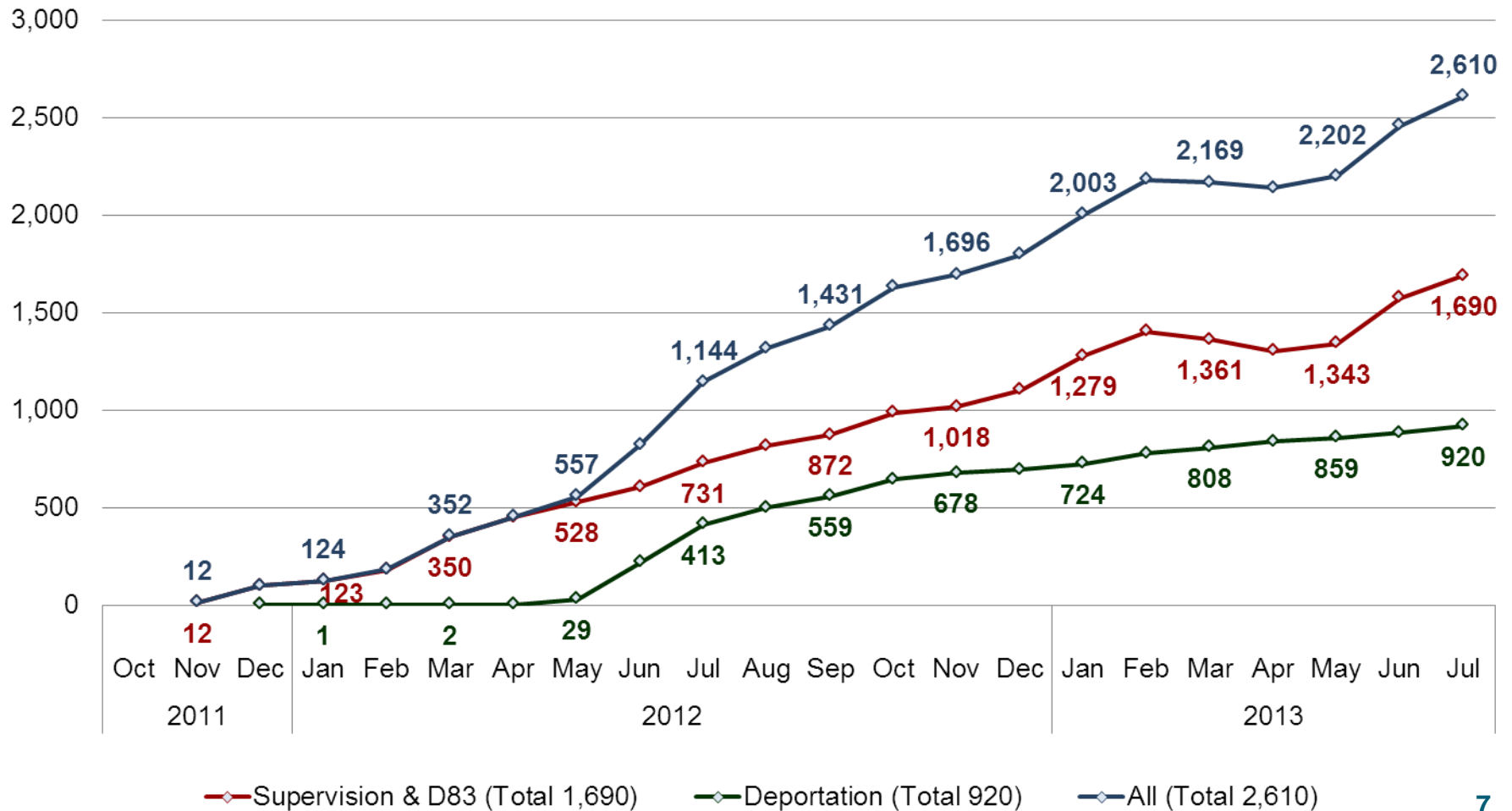


The Split Sentence figures are a subset of the total N3s in blue.



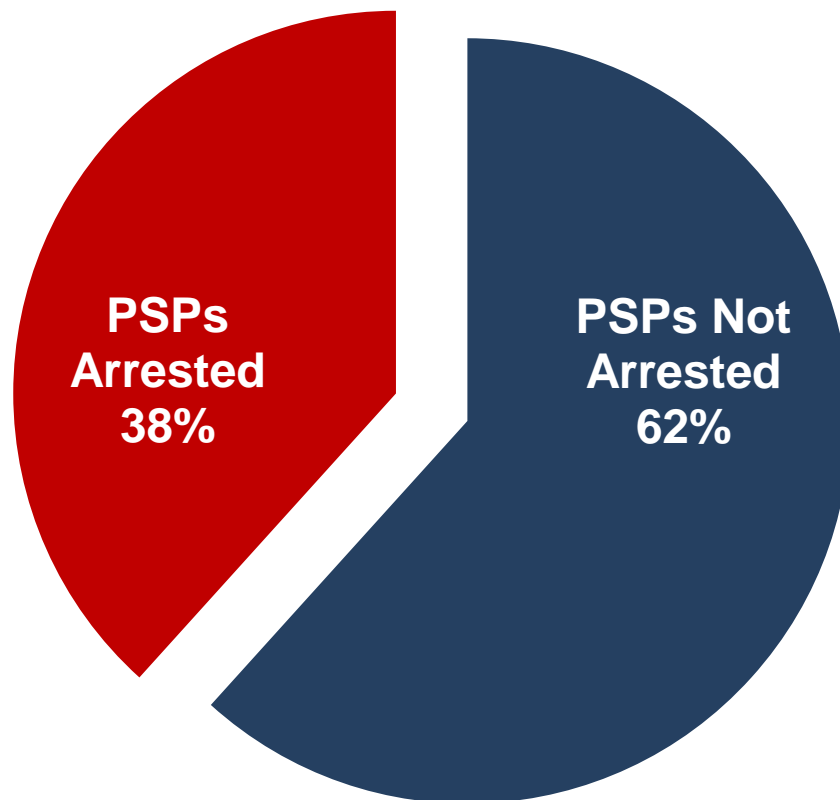
# Cumulative Active Warrants

Includes Deportations





# Arrests

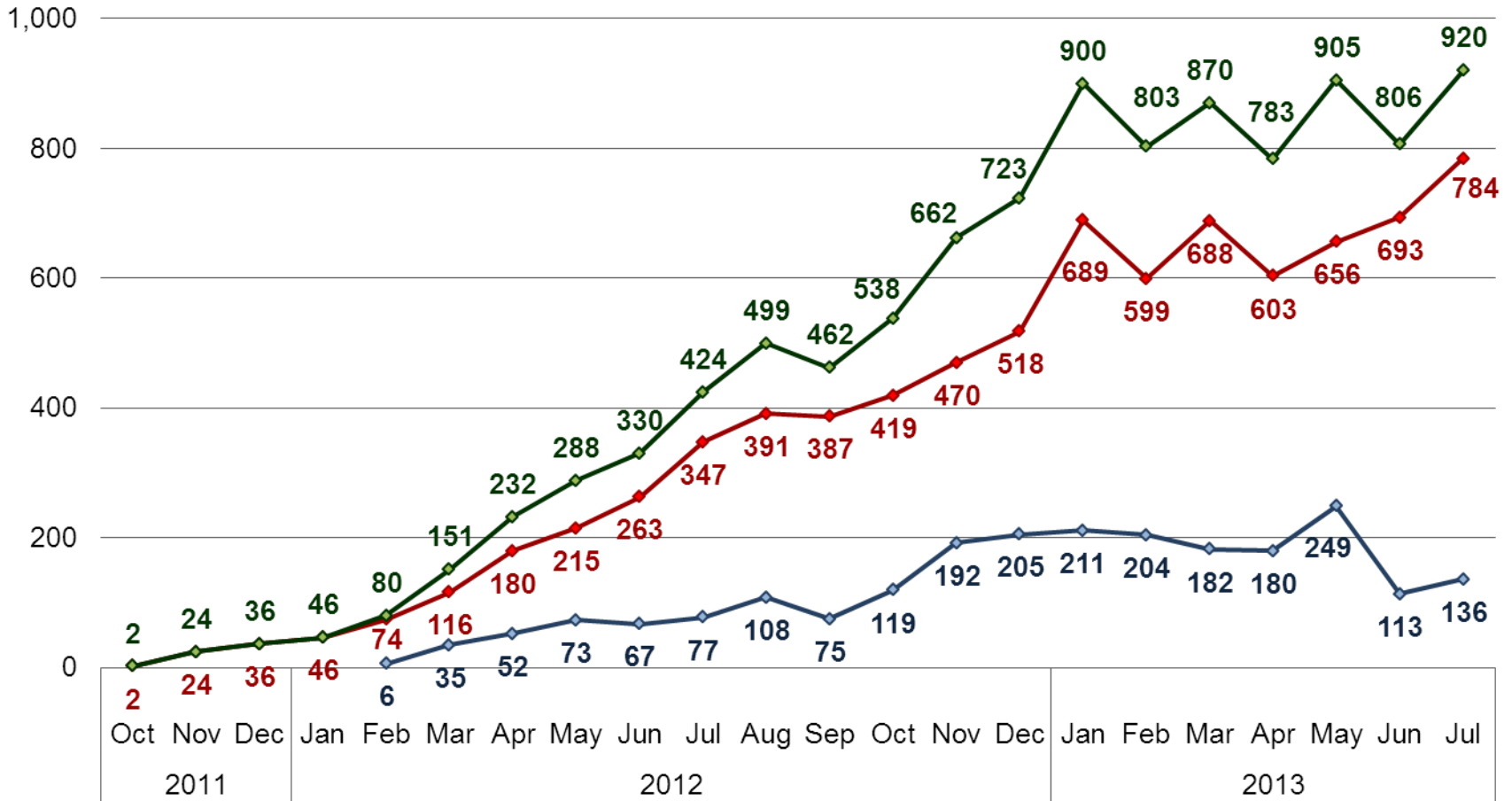


**17,386 total PRCS cases accepted as of July 31, 2013; of which 6,660 (38%) have at least one arrest (misdemeanor/felony)-excludes flash incarceration.**





# Flash Incarcerations



— Department 83 (Total = 8,200)    — Supervision (Total = 2,284)    — All Flashes (Total = 10,484)



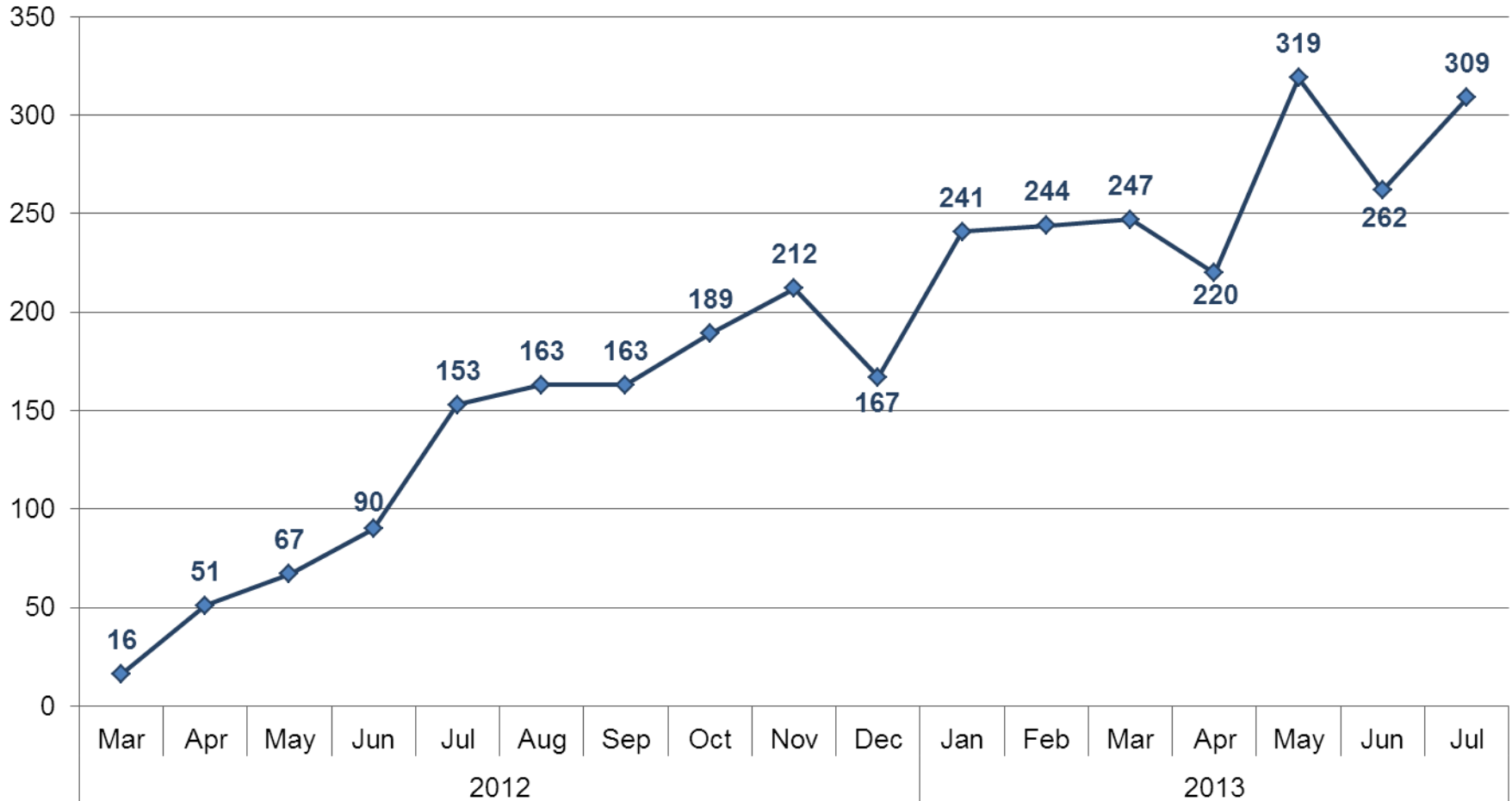
# Flash Incarcerations

Complex Case Committee - initial meeting set for September 16, 2013. Committee chaired by Probation and includes the following members:

- Los Angeles Sheriff's Department
- Los Angeles Police Department
- Local Law Enforcement
- District Attorney's Office



# Revocations



**2,439 Individual PSPs account for 3,113 revocation cases**



# Staffing Update

As of September 5, 2013:

DPO II Items	363
Filled	233
Vacant	130
Contingent Offers Made	130

	As reported on August 4, 2013	As of September 5, 2013	Change
DPO II Items Filled	220	233	Δ 13
Vacant	143	130	



# Office Space Update

Space Request submitted to CEO Real Estate Division (RED) for the procurement of seven (7) regionally located offices for 345 staff. This includes the placement of offices in the following areas:

## **Antelope Valley**

- Board adopted lease 5/21/13. Target occupancy December 2013

## **East San Gabriel Valley**

- Pending

## **San Fernando Valley**

- Board adopted lease 6/4/13. Target occupancy January 2014.

## **South Bay**

- Board adopted lease 7/30/13. Target occupancy January 2014.

## **South Los Angeles**

- Board adopted lease 7/16/13. Target occupancy December 2013.

## **West Los Angeles**

- Board adopted lease 8/20/13. Target occupancy January 2014.

## **West San Gabriel Valley**

- Pending



# Compliance Check Survey

- The survey was distributed via email on August 30, 2013 to 45 agency contacts from HealthRight 360, the Department of Mental Health, and the Department of Public Health.
- The Department received 23 completed surveys representing 20 organizations and 23 sites
- The providers report that the compliance checks were most often conducted by:
  - Los Angeles Police Department
  - Los Angeles County Sheriff's Department
  - Los Angeles County Probation Department



# Compliance Check Survey

- Provider estimates
  - 74 compliance checks conducted during 2012
  - 84 compliance checks conducted during 2013
- Generally, providers report positive experiences and support for the compliance check process. Positive experiences and support for the compliance check process increased during 2013.
- During 2012, only 60% of providers reported that the officers conducting the compliance checks appeared to be well trained on the purpose of the checks. In 2013, that figure rose to 95%.



# Compliance Check Best Practices

- CCJCC and Probation established a small working committee to draft Best Practices and Guiding Principles for compliance checks. The committee consists of CCJCC, Probation, Local Law Enforcement, and Community Based Organizations.
- Joint training to be developed and implemented.





# Prison Reduction

Earlier this week, an agreement was reached between the Governor and legislative leadership on a prison reduction plan - SB 105 (Steinberg)

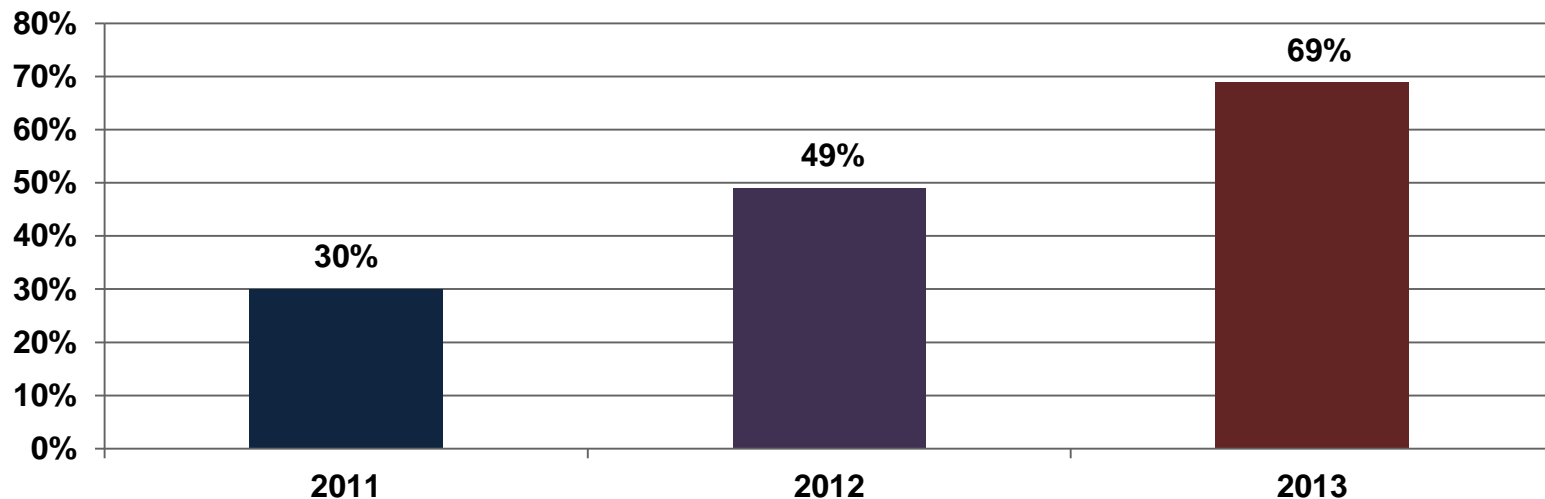
- Compromise contains both the important needed short term capacity to avoid early releases and stabilizes a proven rehabilitation program contained in SB 678 targeted at felony probationers
- Transfers inmates to out-of-state facilities
- Contracts with California City Correction Center
- Suspends closure of California Rehabilitation Center located in Norco, California
- Establishes the Recidivism Reduction Fund
- Appropriates \$315 million, unused amounts would be transferred to Recidivism Reduction Fund

# Los Angeles County Department of Mental Health



# Reentry and Provisions of Treatment Services

## DMH Rate of Engagement in Treatment



Data reflects PSPs currently on AB 109 Probation supervision only.

October 2011 through August 31, 2013	
Number Pre-Screened by DMH	3,444
Number Assessed at HUBs by DMH	5,419
Co-Occurring Treatment Needed	2,719
Mental Health Treatment Only	580
Number of Unique Clients Served by DMH	4,878

# Strategies and Recommendations

1. Expansion of AB 109-funded DMH staffing to perform functions currently being provided by non-AB 109 staff.
2. Expand residential and outpatient programs for individuals with mental health and co-occurring disorders.
3. Develop a training curriculum for DMH contracted providers and directly operated DMH staff to enhance knowledge and practices related to engagement and treatment of persons with mental health and co-occurring disorders who have criminal justice histories.
4. Funding for psychiatric medications for PSPs and N3s that are receiving mental health care in the community.
5. Increase jail-in reach efforts by DMH outpatient programs.
6. Explore Senate Bill 82 funding to provide additional community-based crisis intervention/stabilization programs and mobile response teams that could serve the AB 109 population.

# Mentally Disordered Offenders (MDOs)

Seventeen (17) individuals who were former MDOs are currently receiving mental health services in the community.

- One (1) is waiting for admission to a State hospital. This individual was previously placed in a State hospital and assaulted staff resulting in a return to jail. This individual is being referred to a State hospital out of the county at a cost of \$250,000 annually.
- One (1) is waiting for admission to a locked sub-acute facility at a cost of \$90,000 annually.
- Four (4) are currently receiving treatment in intensive step-down facilities for a total cost of \$204,400 annually.

# Mentally Disordered Offenders (MDOs)

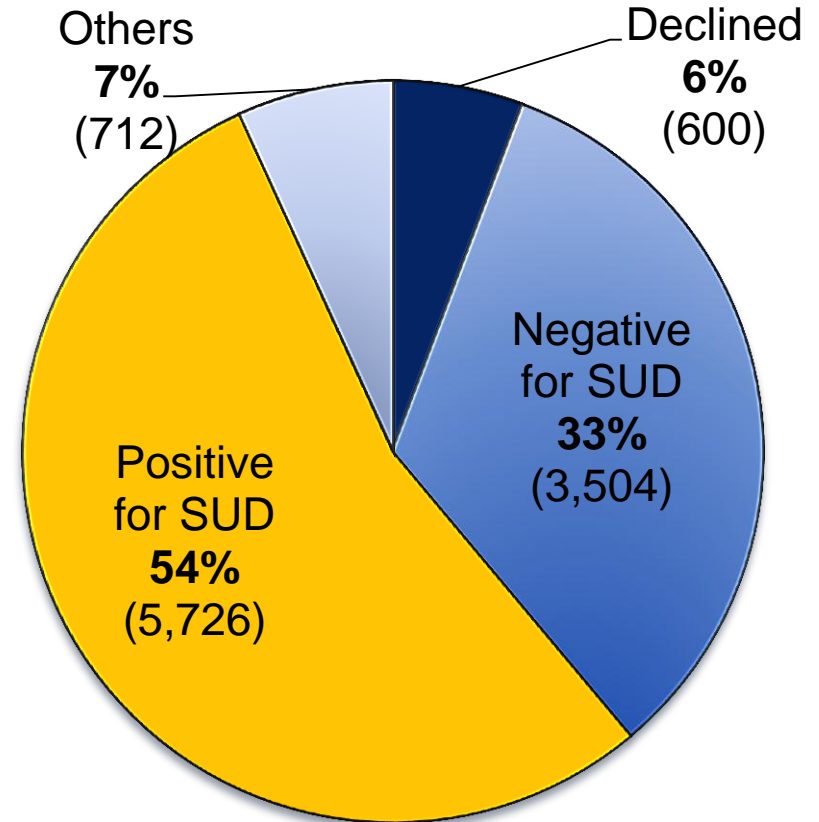
- Ten (10) are currently actively participating in outpatient mental health treatment.
- One (1) enrolled outpatient and has been reported to Probation as out of compliance with treatment-active warrant.
- DMH and Probation are continuing to monitor the releases of previous MDOs under AB 109 and are supporting county legislative remedies to prevent the release of these individuals.

# Substance Abuse Prevention and Control



# Community Assessment Services Centers AB 109 Contacts

**CASC Contacts Breakdown**



<b>AB 109 Activity</b> October 2011 through August 31, 2013	
Probation HUB Substance Use Disorder (SUD) Referrals	7,725
Probation Area Office SUD Referrals	4,264
CASC Contacts	10,542

**Note:** Data is current as of 9/5/2013



# AB 109 Treatment Placement

Table 1

Treatment Court Probation eXchange	<i>AB 109 Treatment Provider Network*</i>
CASC Referrals to Treatment	3,788
Treatment Admissions	2,394
Currently in Treatment	662
Treatment Discharges	1,732
Completion	653
Non-completion	1,079

Table 2

Los Angeles County Participant Reporting System	Non AB 109 Treatment Provider Network**
Treatment Admissions	1,265
Currently in Treatment	456
Treatment Discharges	809
Completion	244
Non-completion	565

**Note:** Data is current as of: \*9/5/2013, \*\*6/30/2013

# Strategies and Recommendations

1. Expansion of Substance Use Disorder Treatment Provider Network.
2. Workforce Development Plan for DPH-SAPC contracted Community Assessment Services Center (CASC) and Treatment Provider Network.
3. Enhancement of Treatment Court Probation eXchange Data System (TCPX) for tracking and reporting outcomes.

# Los Angeles County Sheriff's Department





# 1170H Custody Division

AB109 Statistics as of September 3, 2013	
N3 in custody today (LASD incl. CBAC)	6,098
N3s with open charges	169
N3 released to date	9,354 (1,747 females / 7,607 males)
Historical N3 count (Oct 1, 2011 - May 31, 2013)	15,702
I/M serving less than a year	3,487
I/M with sentences of 24 mos+ left to serve	457
Average court given sentence	2.6 years
Number of court sentences over 10 years	39 (highest sentence = 42 years)
Leading Conviction Charge	459PC



# 1170H Custody Division

## N3 Population Breakdown October 2011 through August 2013

Year	Month	All N3 Sentences	In Custody	Released
2011	October	930	907	23
	November	738	1,580	65
	December	651	2,180	51
2012	January	785	2,907	58
	February	675	3,485	97
	March	688	4,040	133
	April	703	4,501	242
	May	682	4,809	374
	June	692	5,121	380
	July	607	5,316	412
	August	741	5,670	387
	September	581	5,715	536
	October	708	5,856	567
	November	596	5,831	621
	December	517	5,813	535
2013	January	713	5,743	600
	February	636	5,775	559
	March	667	5,778	635
	April	651	5,775	644
	May	733	5,839	606
	June	643	5,905	624
	July	687	6,023	558
	August	678	6,110	559
<b>Total</b>		<b>15,702</b>	<b>6,110</b>	<b>9,266</b>



# LA County - PAL Warrants

## ABSCONDER INFO: ACTIVE WARRANTS

Active Warrants (LASD Areas)	293
Active Warrants (Other Agencies)	286
Active Warrants (LAPD)	460
Active Warrants (Unknown)	341
Active Warrants (Out of County)	63
Active Warrants (Known Deported)	<b>896</b>
Active Warrants (Denied Extradition)	<b>117</b>
<b>Total Active Warrants</b>	<b>2456</b>

## ABSCONDER INFO (08/31/13):

*(based on data from CWS)*

<b>LASD Warrant Responsibility</b>	<b>579</b>
Current Month	154
>30 Days	111
>60 Days	90
>90 Days	35
>120 Days	189

## REPEAT ABSCONDERS

# Warrants Issued (based on CII)	# PSPs
6 PSP PAL Warrants Issued	1
5 PSP PAL Warrants Issued	9
4 PSP PAL Warrants Issued	66
3 PSP PAL Warrants Issued	311
2 PSP PAL Warrants Issued	972



# Absconder Team Efforts

**TEAM ACTIVITY:**

**AS OF (08/31/13):**

Arrest Type	Weekly Total	Monthly Total	2013 YTD Total	Total Since Inception
PSP PAL Arrests	7	28	144	203
PAL Arrests	0	3	24	82
PSP Arrests	5	27	384	736
Other Arrests	5	23	240	1283
<b>TOTAL</b>	<b>17</b>	<b>81</b>	<b>792</b>	<b>2304</b>

	Weekly Total	Monthly Total	2013 YTD Total	Total Since Inception
Firearms Seized	1	8	95	272
FIRs	78	283	2954	8995
Compliance Checks	11	50	733	2237
No Show Locations	0	0	17	383
Address Verifications	36	57	505	2028



# Custody Related Matters

## Parole Violators

- Prior to July 1, 2013, BPH adjudicated parole violators. On average, they sentenced 759 per month.
- The average amount of time assessed by BPH for parole violation was 120 days / serving an avg. of 54 days.
- After July 1, 2013, the courts took over parole hearings. In August, they conducted 200 hearings.





# Custody Related Matters

## Parole Violators

- The average amount of time assessed by the courts for parole violation was 145 days / serving an average of 45 days.
  - Violators serve less time now on their sentence now due to court credit calculations vs. BPH calculations.
  - The data is still too new to perform any trend analysis. The court is still working out their processes and how CDL holds and credit earning impact violators sentencing.



# Questions

