Keysight Technologies
Bluetooth®
X-Series Measurement Application
N9081A & W9081A

Technical Overview

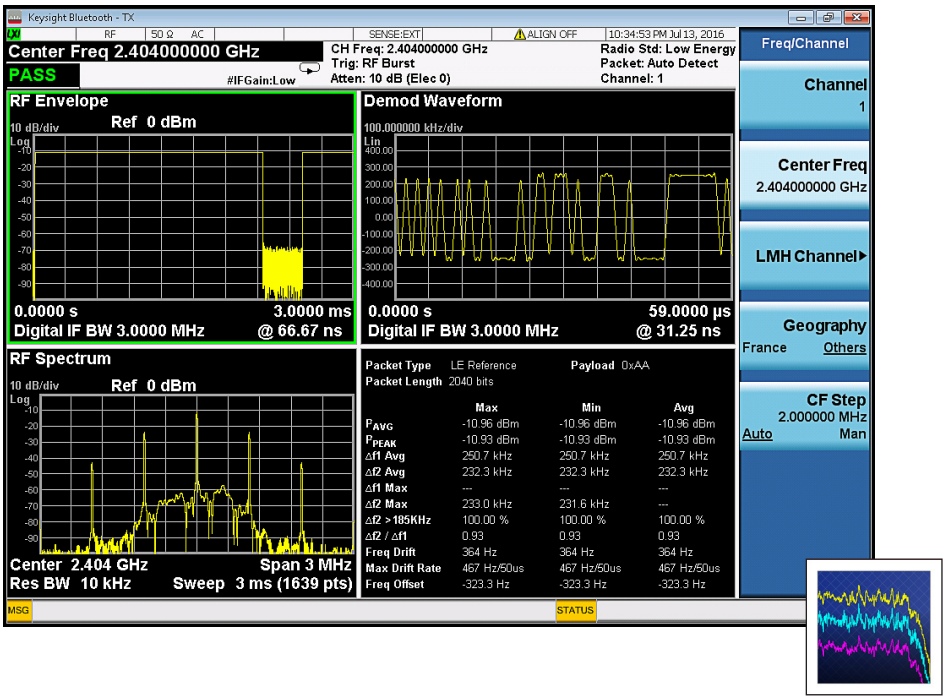

- Measure *Bluetooth* RF transmitter performance, compliant to *Bluetooth* RF test specifications 2.1+EDR/3.0/3.0+HS and Low Energy (RF-PHY.TS/4.0/4.2/5)
- Perform one-button tests with pass/fail limits per *Bluetooth* RF test specifications
- Use hardkey/softkey manual user interface or SCPI remote user interface
- Leverage built-in context sensitive help
- Move application between X-Series signal analyzers with transportable licensing

KEYSIGHT TECHNOLOGIES

Unlocking Measurement Insights

Bluetooth Measurement Application

The *Bluetooth* measurement application transforms the X-Series signal analyzers into standard-based *Bluetooth* RF transmitter testers by adding fast, one-button RF conformance measurements to help you design, evaluate, and manufacture your *Bluetooth* devices. The measurement application is standard-compliant to the *Bluetooth* Core Specification to verify your *Bluetooth* design with confidence and support manufacturing with a single application covering basic rate, EDR and low energy technologies for production.

X-Series measurement applications

X-Series measurement applications increase the capability and functionality of Keysight Technologies, Inc. signal analyzers to speed time to insight. They provide essential measurements for specific tasks in general-purpose, cellular communications, wireless connectivity and digital video applications, covering established standards and modulation types. Applications are supported across X-Series analyzers, with the only difference being the level of performance achieved by the hardware you select.

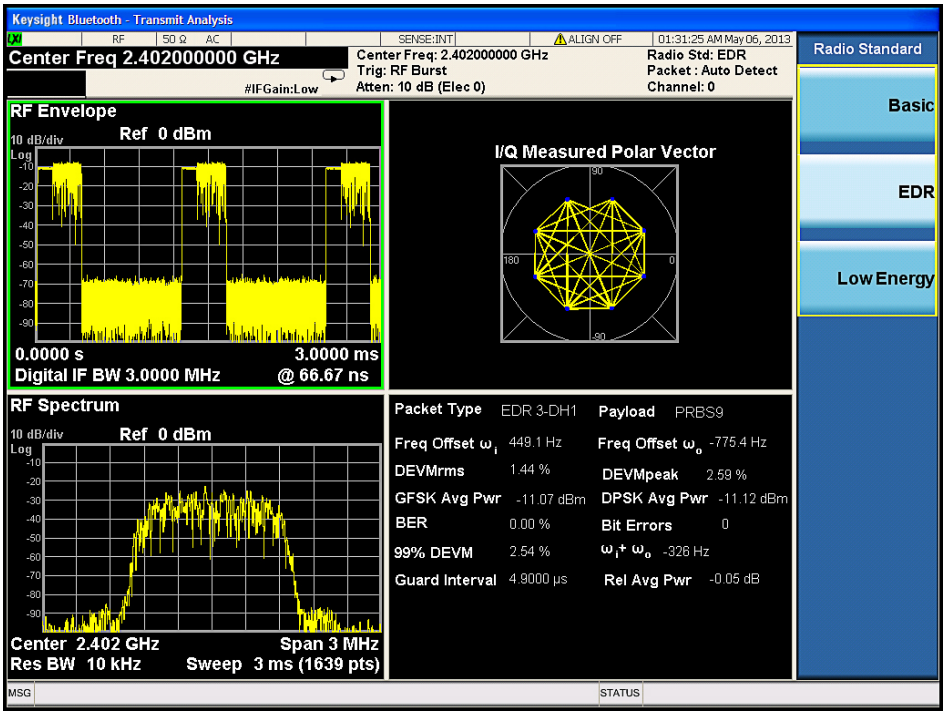

Download your next insight

Keysight software is downloadable expertise. From first simulation through first customer shipment, we deliver the tools your team needs to accelerate from data to information to actionable insight.

- Electronic design automation (EDA) software
- Application software
- Programming environments
- Productivity software

Learn more at
www.keysight.com/find/software

Start with a 30-day free trial.
www.keysight.com/find/free_trials

RF Transmitter Tests

With the X-Series signal analyzers and the *Bluetooth* measurement application, you can perform the RF layer test procedure and specification (TSS/TP 4).

Standard-based RF transmitter tests

The *Bluetooth* specifications are developed and licensed by the *Bluetooth* Special Interest Group (SIG). The *Bluetooth* Test Specification document contains the Test Suite Structure (TSS) and Test Purpose (TP) to test the *Bluetooth* RF layer including Basic Rate, Enhanced Data Rate and Low Energy. This specification is a basis for conformance tests of *Bluetooth* devices, giving a high probability of air interface inter-operability between different manufacturer's *Bluetooth* devices.

The Keysight X-Series Bluetooth measurement application refers to the following *Bluetooth* RF test specifications:

- *Bluetooth* Test Specification 1.2/2.0/2.0+EDR/2.1/2.1+EDR/3.0/3.0+HS
- *Bluetooth* Low Energy RF Test Specifications: RF-PHY.TS/4.0/4.2/5

Table 1 provides a list of tests with their test purpose identifiers and corresponding measurement applications for transmitter tests only.

Table 1. *Bluetooth* RF transmitter measurements and the corresponding measurements in N/W9081A

***Bluetooth* transmitter tests**	**Identifier[2]**	**N/W9081A X-Series measurement application**
Basic rate		
Output power	TRM/CA/01/C	Transmit analysis
Tx output spectrum –20 dB bandwidth	TRM/CA/05/C	Output spectrum bandwidth
Tx output spectrum – adjacent channel power	TRM/CA/06/C	Adjacent channel power
Modulation characteristics	TRM/CA/07/C	Transmit analysis
Initial carrier frequency tolerance	TRM/CA/08/C	Transmit analysis
Carrier frequency drift	TRM/CA/09/C	Transmit analysis
Enhanced data rate (EDR)		
EDR relative transmit power	TRM/CA/10/C	Transmit analysis
EDR carrier frequency stability and modulation accuracy	TRM/CA/11/C	Transmit analysis
EDR differential phase encoding	TRM/CA/12/C	Transmit analysis
EDR in-band spurious emissions	TRM/CA/13/C	EDR in-band spurious emissions
Low Energy (LE) or Ultra Low Power (ULP)		
Output power at NOC	TRM-LE/CA/01/C	Transmit analysis
Output power at EOC	TRM-LE/CA/02/C	Transmit analysis
In-band emission at NOC	TRM-LE/CA/03/C	LE in-band emission
In-band emission at EOC	TRM-LE/CA/04/C	LE in-band emission
Modulation characteristics	TRM-LE/CA/05/C	Transmit analysis
Carrier frequency offset and drift at NOC	TRM-LE/CA/06/C	Transmit analysis
Carrier frequency offset and drift at EOC	TRM-LE/CA/07/C	Transmit analysis

1. Radio frequency Test Suite Structure (TSS) and Test Purposes (TP) system specifications
2. Identifier format is: (Test)/CA/NN/C, in which
   TRM = Transmitter test
   CA = Capability test (defines the type of testing)
   NN = Test purpose number
   C = Conformance test performed on dedicated Bluetooth test system

Measurement details

All of the Bluetooth RF transmitter measurements as defined for basic, EDR and low energy in the test specifications, as well as a wide range of additional measurements and analysis tools, are available with a press of a button (Table 2). These measurements are fully remote controllable via the IEC/IEEE bus or LAN, using SCPI commands.

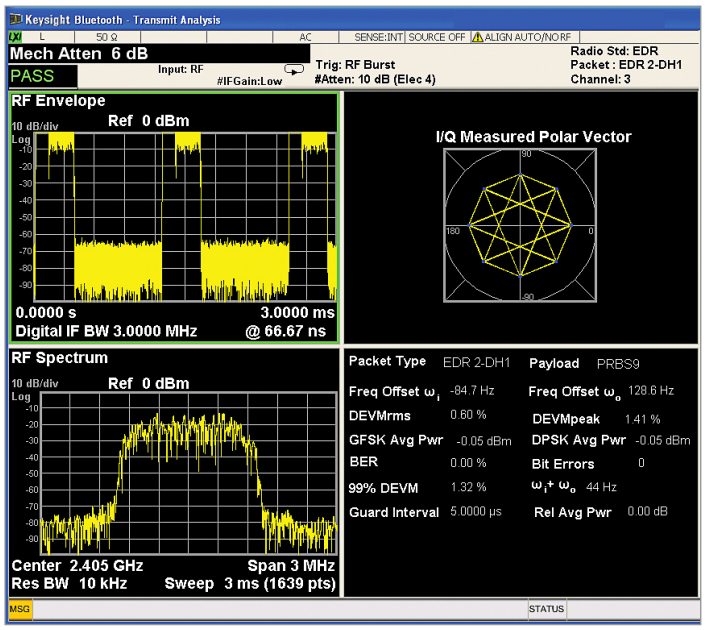

Figure 1. Transmit analysis for EDR signal

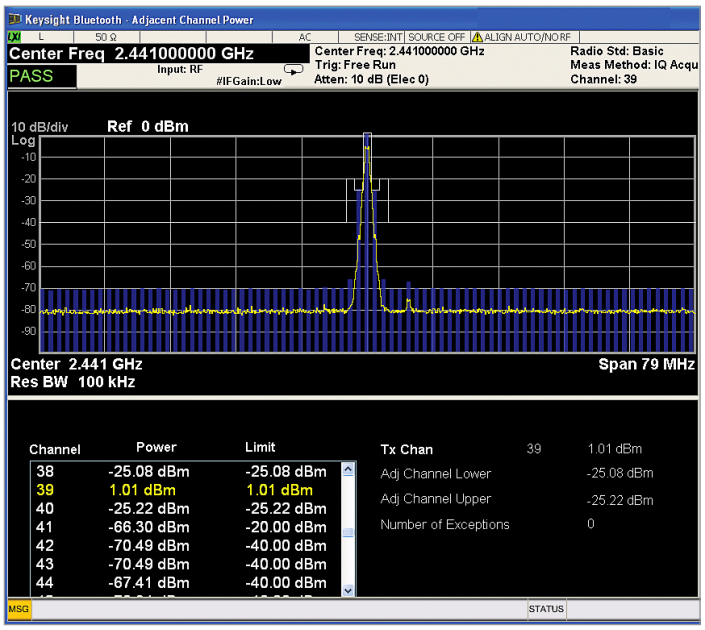

Figure 2. Adjacent channel power for basic rate *Bluetooth* signal

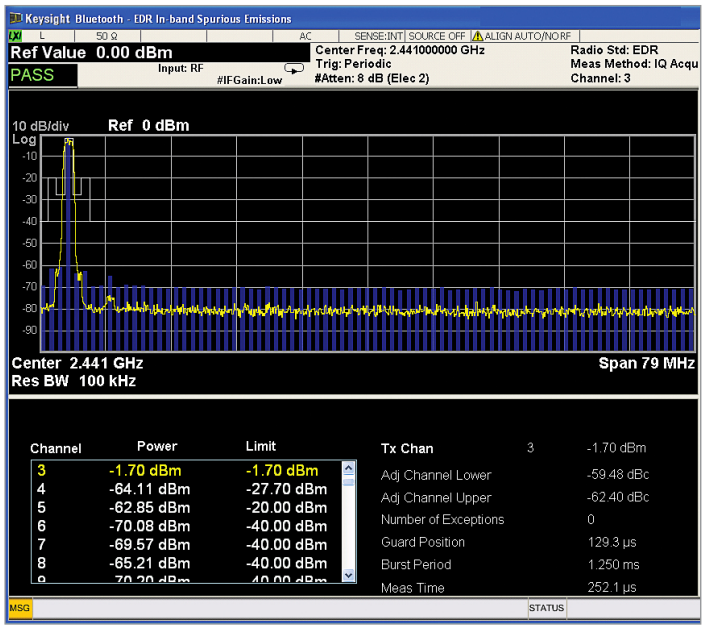

Figure 3. EDR in-band emission

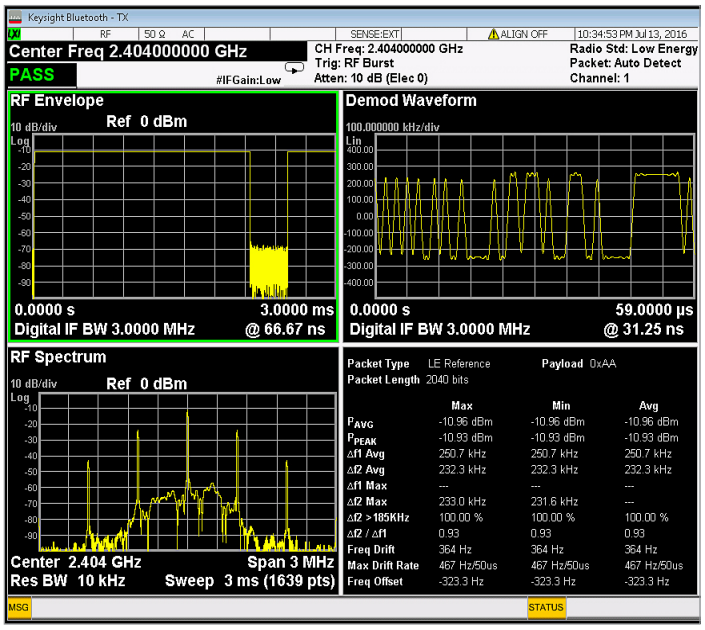

Figure 4. Transmit analysis for low energy (LE) signal

Measurement details (continued)

Table 2. One-button measurements provided by the N/W9081A measurement application

***Bluetooth* Technology**	**Basic data rate**	**Enhanced data rate**	**Low energy**
X-Series measurement application	**N9081A, W9081A**	**N9081A, W9081A**	**N9081A, W9081A**
X-Series signal analyzer	**PXA, MXA, EXA, CXA**	**PXA, MXA, EXA, CXA**	**PXA, MXA, EXA, CXA**
Transmit analysis			
Output power (in time domain)			
Peak power	●		●
Average power	●		●
Modulation characteristics			
ΔF1 avg (11110000)	●		●
ΔF2 avg (10101010)	●		●
Min Δf1/ Δf2 max,	●		●
Max ΔF1/ ΔF2 max,	●		●
ΔF2 > 115 kHz	●		●
ΔF2/ΔF1 ratio			
Initial carrier frequency tolerance (ICFT)	●		
Frequency offset			●
Carrier frequency drift			
Frequency drift	●		●
Max drift rate	●		●
Adjacent channel power	●		
Output power – 20 dB bandwidth	●		
EDR transmit analysis			
Relative transmit power			
GFSK average power		●	
DPSK average power		●	
Relative power		●	
Frequency stability and modulation accuracy			
Freq offset ωi/ω0, ωi+ω0		●	
RMS DEVM (differential DVM)		●	
Peak DEVM		●	
Differential phase decoding			
BER		●	
Bit error		●	
99% DEVM		●	
EDR in-band spurious emissions		●	
LE in-band emissions			●

Key Specifications

Definitions

- Specifications describe the performance of parameters.
- 95th percentile values indicate the breadth of the population (≈2σ) of performance tolerances expected to be met in 95% of cases with a 95% confidence.
- Typical values are designated with the abbreviation "typ." These are performance beyond specification that 80% of the units exhibit with a 95% confidence.
- Nominal values are designated with the abbreviation "nom." These values indicate expected performance, or describe product performance that is useful in the application of the product.

Note: Data subject to change

Supported devices and standard version

Device type	***Bluetooth* devices**
Standard version	*Bluetooth* radio frequency system specification 1.2/2.0/2.0+EDR/2.1/2.1+EDR revision 2.1.E.0 – basic rate – enhanced data rate *Bluetooth* Low Energy RF PHY test specification (LE RF-PHY.TS/4.0/4.2/5)
Power classes	Class 1, class 2 and class 3
Radio band	*Bluetooth* basic rate and EDR system: 2.400 to 2.4835 GHz (f = 2402 +k MHz, k = 0, ...,78) *Bluetooth* low energy system: 2.400 to 2.4835 GHz (f = 2402 +kx2 MHz, k = 0, ...,39)

For a complete list of specifications refer to the appropriate specifications guide.

Benchtop:
PXA: **www.keysight.com/find/pxa_specifications**
MXA: **www.keysight.com/find/mxa_specifications**
EXA: **www.keysight.com/find/exa_specifications**
CXA: **www.keysight.com/find/cxa_specifications**

PXIe:
VXT: **www.keysight.com/find/vxt**
CXA-m: **www.keysight.com/find/cxa-m**

Key Specifications

Supported standards	
Bluetooth basic rate	Revision 2.1.E.0
Bluetooth Enhanced Data Rate	Revision 2.1.E.0/3.0/3.0+HS
Bluetooth Low Energy	LE. RF-PHY.TS/4.0/4.2/5

Description	**PXA**	**MXA**	**EXA**	**CXA**
Basic rate or Low energy measurements				
Output power				
Packet type	DH1, DH3, DH5, HV3			
Payload	PRBS9, BS00, BSFF, BS0F, BS55			
Synchronization	RF Burst or Preamble			
Trigger	External, RF Burst, Periodic Timer, Free Run, Video			
Supported measurements	Average power, peak power			
Range	+30 dBm to –70 dBm			
Absolute power accuracy	± 0.20 dB (95%)	± 0.25 dB (95%)	± 0.29 dB (95%)	± 0.61 dB (95%)
Measurement floor	–70 dBm (nom)			
Modulation characteristics				
Packet type	DH1, DH3, DH5, HV3 (for Basic), Reference packet (for LE)			
Payload	BS0F, BS55			
Synchronization	Preamble			
Trigger	External, RF Burst, Periodic Timer, Free Run, Video			
Supported measurements	Min/max Δf1avg, min Δf2max (kHz), total Δf2max > Δf2max lower limit (%), min of min Δf2avg/max Δf1avg, pseudo frequency deviation (Δf1and Δf2)			
RF input level range	+30 dBm to –70 dBm			
Deviation range	± 250 kHz (nom)			
Deviation resolution	100 Hz (nom)			
Measurement accuracy	± 100 Hz + tfa[1] (nom)			
Initial carrier frequency tolerance				
Packet type	DH1, DH3, DH5, HV3 (for Basic), Reference packet (for LE)			
Payload	PRBS9, BS00, BSFF, BS0F, BS55			
Synchronization	Preamble			
Trigger	External, RF Burst, Periodic Timer, Free Run, Video			
RF input level range	+30 dBm to –70 dBm			
Measurement range	Nominal channel freq ± 100 kHz (nom)			
Measurement accuracy	± 100 Hz + tfa[1] (nom)			
Carrier frequency drift				
Packet type	DH1, DH3, DH5, HV3 (for Basic), Reference packet (for LE)			
Payload	PRBS9, BS00, BSFF, BS0F, BS55			
Synchronization	Preamble			
Trigger	External, RF Burst, Periodic Timer, Free Run, Video			
RF input level range	+30 dBm to –70 dBm			
Measurement range	± 100 kHz (nom)			
Measurement accuracy	± 100 Hz + tfa[1] (nom)			
Adjacent channel power[2] (Basic Rate)				
Packet type	DH1, DH3, DH5, HV3			
Payload	PRBS9, BS00, BSFF, BS0F, BS55			
Synchronization	None			
Trigger	External, RF Burst, Periodic Timer, Free Run, Video			
Absolute power accuracy	Dominated by the variance of measurements[4]			
Packet type	Reference packet			
Payload	PRBS9, BS00, BSFF, BS0F, BS55			
Packet length	Up to 255 octets (*Bluetooth* 4.2)			
Trigger	External, RF Burst, Periodic Timer, Free Run, Video			
Absolute power accuracy	Dominated by the variance of measurements[4]			

Key Specifications (continued)

Description	PXA	MXA	EXA	CXA
Enhanced data rate (EDR) measurements				
EDR relative transmit power				
Packet type	2-DH1, 2-DH3, 2-DH5, 3-DH1, 3-DH3, 3-DH5			
Payload	PRBS9, BS00, BSFF, BS0F, BS55			
Synchronization	DPSK synchronization sequence			
Trigger	External, RF Burst, Periodic Timer, Free Run, Video			
Supported measurements	Power in GFSK header, power in PSK payload, relative power between GFSK header and PSK payload			
RF input level range	+30 dBm to –70 dBm			
Absolute power accuracy	± 0.20 dB (95%)	± 0.25 dB (95%)	± 0.29 dB (95%)	± 0.61 dB (95%)
Measurement floor	–70 dBm (nom)			
EDR modulation accuracy				
Packet type	2-DH1, 2-DH3, 2-DH5, 3-DH1, 3-DH3, 3-DH5			
Payload	PRBS9, BS00, BSFF, BS55			
Synchronization	DPSK synchronization sequence			
Trigger	External, RF Burst, Periodic Timer, Free Run, Video			
Supported measurements	rms DEVM, peak DEVM, 99% DEVM			
RF input level range	+30 dBm to –70 dBm			
Range (rms DEVM)	0 to 12%			0 to 12% (nom)
Floor	1.5%			1.6% (nom)
Accuracy	± 1.2%[5]			
EDR carrier frequency stability				
Packet type	2-DH1, 2-DH3, 2-DH5, 3-DH1, 3-DH3, 3-DH5			
Payload	PRBS9, BS00, BSFF, BS55			
Synchronization	DPSK synchronization sequence			
Trigger	External, RF Burst, Periodic Timer, Free Run, Video			
Supported measurements	Worst case initial frequency error(ωi) for all packets (carrier frequency stability), worst case frequency error for all blocks (ωo),(ωo + ωi) for all blocks			
RF input level range	+30 dBm to –70 dBm			
Carrier frequency stability and frequency error	± 100 Hz + tfa[1] (nom)			
EDR in-band spurious emissions				
Packet type	2-DH1, 2-DH3, 2-DH5, 3-DH1, 3-DH3, 3-DH5			
Payload	PRBS9, BS00, BSFF, BS55			
Synchronization	DPSK synchronization sequence			
Trigger	External, RF Burst, Periodic Timer, Free Run, Video			
Measurement accuracy				
offset freq = 1 MHz to 1.5 MHz	Dominated by the ambiguity of the measurement standards[6]			
offset freq = other offset (2 MHz to 78 MHz)	Dominated by the variance of measurements[4]			

1. tfa = transmitter frequency × frequency reference accuracy.
2. The accuracy is for absolute power measured at 2.0 MHz offset and other offsets (offset = K MHz, K= 3,...,78).
3. The accuracy is for absolute power measured at 2.0 MHz offset and other offsets (offset = 2 MHz * K, K = 2,...,39).
4. The measurement at these offsets is usually the measurement of noise-like signals and therefore has considerable variance. For example, with 100 ms sweeping time, the standard deviation of the measurement is about 0.5 dB. In comparison, the computed uncertainties of the measurement for the case with CW interference is only ± 0.20 dB (PXA), ± 0.25 dB (MXA), ± 0.29 dB (EXA), ± 0.61 dB (CXA) (95th percentile).
5. The accuracy specification applies when the EVM to be measured is well above the measurement floor. Please refer to Bluetooth specification guide for N9081A or W9081A for more detail explanation.
6. The measurement standards call for averaging the signal across 3.5 µs apertures and reporting the highest result. For common impulsive power at these offsets, this gives a variation of result with the time location of that interference that is 0.8 dB peak-to-peak and changes with a scallop shape with a 3.5 µs period. Uncertainties in the accuracy of measuring CW-like relative power at these offsets are nominally only ± 0.03 dB (PXA), ± 0.07 dB (MXA), ± 0.09 dB (EXA), ± 0.11 dB (CXA), but observed variations of the measurement algorithm used with impulsive interference are similar to the scalloping error.

Ordering Information

Software licensing and configuration

Choose from two license types:

- Fixed, perpetual license:
  This allows you to run the application in the X-Series analyzer in which it is initially installed.
- Transportable, perpetual license:
  This allows you to run the application in the X-Series analyzer in which it is initially installed, plus it may be transferred from one X-Series analyzer to another.

You Can Upgrade!

Options can be added after your initial purchase.
All of our X-Series application options are license-key upgradeable.

UPGRADE

The table below contains information on our fixed, perpetual licenses. For more information, please visit the product web pages.

N9081A & W9081A Bluetooth X-Series measurement application

Description	Model-Option	Model-Option	Additional Information
	PXA, MXA, EXA, CXA-m, VXT	CXA	
Bluetooth BR/EDR/LE4.0	N9081A-2FP	W9081A-2FP	
Bluetooth 4.2[1]	N9081A-BFP	W9081A-BFP	Requires 2FP
Bluetooth 5[2]	N9081A-3FP	W9081A-3FP	Requires 2FP and firmware above A.19.05

1. *Bluetooth 4.2 support can be upgraded by purchasing N/W9081A-MEU. For more information, see the section below.*
2. *Bluetooth 5 can enable the Bluetooth 4.2. If N9081A-3FP is ordered, N9081A-BFP is not needed.*

X-Series Measurement Application Updates

To update a previously purchased N9081A/W9081A measurement application to include the latest feature updates, you can purchase the N9081A-MEU or W9081A-MEU minor enhancement update.

For more information, visit:
www.keysight.com/find/N9081A-MEU for PXA, MXA, EXA, CXA-m, VXT
www.keysight.com/find/W9081A-MEU for CXA

Hardware Configuration

N9030A PXA signal analyzer

Description	Model-Option	Additional information
3.6, 8.4, 13.6, 26.5, 43, 44, or 50 GHz frequency range	N9030A-503, -508, -513, -526, -543, -544 or -550	One required
Precision frequency reference	N9030A-PFR	Recommended
Electronic attenuator, 3.6 GHz	N9030A-EA3	Recommended
Preamplifier, 3.6, 8.4, 13.6, 26.5, 43, 44 or 50 GHz	N9030A – P03, -P08, -P13, -P26, -P43, -P44 or P50	One recommended

N9020A MXA signal analyzer

Description	Model-Option	Additional information
3.6, 8.4, 13.6, or 26.5 GHz frequency range	N9020A-503, -508, -513 or -526	One required
Precision frequency reference	N9020A-PFR	Recommended
Electronic attenuator, 3.6 GHz	N9020A-EA3	Recommended
Preamplifier, 3.6, 8.4, 13.6 or 26.5 GHz	N9020A-P03, -P08, -P13 or -P26	One recommended

N9010A EXA signal analyzer

Description	Model-Option	Additional information
3.6, 7.0, 13.6, 26.5, 32 or 44 GHz frequency range	N9010A-503, -507, -513, -526, -532 or -544	One required
Precision frequency reference	N9010A-PFR	Recommended
Fine step attenuator	N9010A-FSA	Recommended
Electronic attenuator, 3.6 GHz	N9010A-EA3	Recommended
Preamplifier, 3.6, 7.0, 13.6 or 26.5 GHz	N9010A-P03, -P07, -P13 or -P26	One recommended

N9000A CXA signal analyzer

Description	Model-Option	Additional information
3.0 , 7.5, 13.6, or 26.5 GHz frequency range	N9000A-503, -507, -513, or -526	One required
Fine step attenuator	N9000A-FSA	Recommended
Preamplifier, 3.0, 7.5, 13.6, or 26.5 GHz	N9000A-P03, -P07, -P13, or -P26	One recommended

M9420/21A PXIe VXT vector transceiver

Description	Model-Option	Additional information
3.8 or 6 GHz frequency range	M9420A/M9421A-504, or 506	One required
40, 80 or 160 MHz BW	M9420A/M9421A-B40/B80/B1X	One required
Half duplex port	M9420A/M9421A-HDX	Optional

M9290A CXA-m PXIe signal analyzer

Description	Model-Option	Additional information
3, 7.5, 13.6 or 26.5 GHz frequency range	M9290A-F03, F07, F13, or F26	One required
25 MHz analysis BW	M9290A-B25	One required
Preamplifier, 3, 7.5, 13.6 or 26.5 GHz	M9290A-P03, P07, P13 or P26	One required
Fine resolution step attenuator	M9290A-FSA	Optional
Precision frequency reference	M9290A-PFR	Optional

Related Literature

N9081A & W9081A Bluetooth, Self-Guide Demonstration,
Literature Number 5990-6161EN

Bluetooth Measurement Fundamentals, Application Note,
Literature Number 5988-3760EN

Verifying Bluetooth Baseband Signals using Mixed Signal Oscilloscopes, Application Note AN 1333-3, Literature Number 5988-2181EN

Keysight E4438C Signal Studio for Bluetooth, Application Note 1421,
Literature Number 5988-5417EN

Keysight Innovative Solution for Testing Bluetooth Enhanced Data Rate Products, Product Overview, Literature Number 5989-3055EN

User's and Programmer's Reference Guide is available in the library section of the N9081A and W9081A product pages.

Web

Product page:
www.keysight.com/find/N9081A and **www.keysight.com/find/W9081A**

X-Series measurement applications:
www.keysight.com/find/X-Series_Apps

X-Series signal analyzers:
www.keysight.com/find/X-Series

Application pages:
www.keysight.com/find/bluetooth

Evolving Since 1939

Our unique combination of hardware, software, services, and people can help you reach your next breakthrough. We are unlocking the future of technology.
From Hewlett-Packard to Agilent to Keysight.



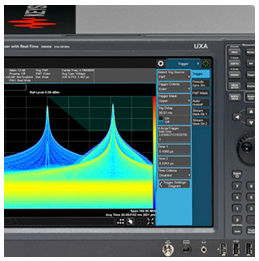

myKeysight

myKeysight
www.keysight.com/find/mykeysight
A personalized view into the information most relevant to you.

www.keysight.com/find/emt_product_registration
Register your products to get up-to-date product information and find warranty information.

KEYSIGHT SERVICES
Accelerate Technology Adoption.
Lower costs.

Keysight Services
www.keysight.com/find/service
Keysight Services can help from acquisition to renewal across your instrument's lifecycle. Our comprehensive service offerings—one-stop calibration, repair, asset management, technology refresh, consulting, training and more—helps you improve product quality and lower costs.

CALIBRATION UP TO 10 YEARS WARRANTY
ASSURANCE PLANS

Keysight Assurance Plans
www.keysight.com/find/AssurancePlans
Up to ten years of protection and no budgetary surprises to ensure your instruments are operating to specification, so you can rely on accurate measurements.

Keysight Channel Partners
www.keysight.com/find/channelpartners
Get the best of both worlds: Keysight's measurement expertise and product breadth, combined with channel partner convenience.

Bluetooth and the Bluetooth logos are trademarks owned by Bluetooth SIG, Inc., U.S.A. and licensed to Keysight Technologies, Inc.

For more information on Keysight Technologies' products, applications or services, please contact your local Keysight office. The complete list is available at:
www.keysight.com/find/contactus

Americas

Canada	(877) 894 4414
Brazil	55 11 3351 7010
Mexico	001 800 254 2440
United States	(800) 829 4444

Asia Pacific

Australia	1 800 629 485
China	800 810 0189
Hong Kong	800 938 693
India	1 800 11 2626
Japan	0120 (421) 345
Korea	080 769 0800
Malaysia	1 800 888 848
Singapore	1 800 375 8100
Taiwan	0800 047 866
Other AP Countries	(65) 6375 8100

Europe & Middle East

Austria	0800 001122
Belgium	0800 58580
Finland	0800 523252
France	0805 980333
Germany	0800 6270999
Ireland	1800 832700
Israel	1 809 343051
Italy	800 599100
Luxembourg	+32 800 58580
Netherlands	0800 0233200
Russia	8800 5009286
Spain	800 000154
Sweden	0200 882255
Switzerland	0800 805353
	Opt. 1 (DE)
	Opt. 2 (FR)
	Opt. 3 (IT)
United Kingdom	0800 0260637

For other unlisted countries:
www.keysight.com/find/contactus
(BP-9-7-17)

DEKRA Certified
ISO9001 Quality Management System

www.keysight.com/go/quality
Keysight Technologies, Inc.
DEKRA Certified ISO 9001:2015
Quality Management System

KEYSIGHT TECHNOLOGIES
Unlocking Measurement Insights

This information is subject to change without notice.
© Keysight Technologies, 2017
Published in USA, December 1, 2017
5990-5920EN
www.keysight.com