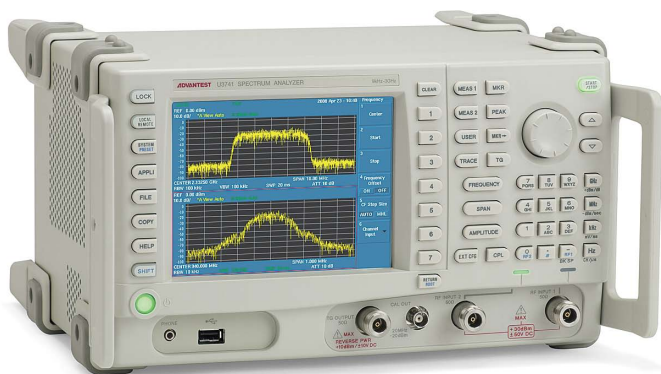


Selection Guide

Advantest offers new measurement-style
"New Concept Solution"


Spectrum Analyzer Series:

- New measurement by two channel input
- Fundamental parameter measurement by time domain analysis



Board Network Analyzer Series:

- Reflection/transmission measurement by PC deployment type network analyzer
- Systems construction by new measurement method

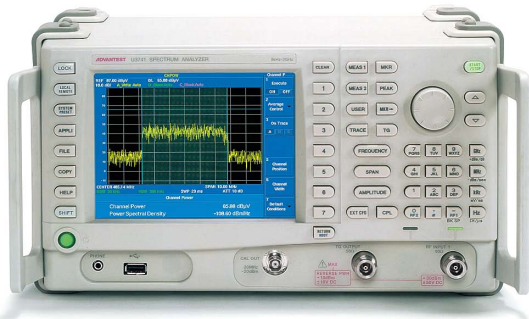


ADVANTEST

Spectrum Analyzer Series

3GHz Spectrum Analyzer U3741

8GHz Spectrum Analyzer U3751



U3741/U3751

Frequency range: U3741 9kHz to 3GHz, 9kHz to 2.2GHz(OPT.15)
U3751 9kHz to 8GHz

Resolution bandwidth range: U3741 100Hz to 1MHz,
30Hz to 1MHz(OPT.70/71)
U3751 100Hz to 3MHz,
30Hz to 3MHz(OPT.70/71)

Measurement range: +30dBm to -123dBm(PreAmp Off)
-138dBm(PreAmp On)

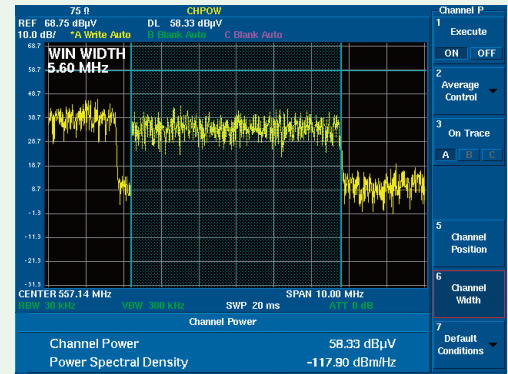
Total level accuracy: ±0.8dB(10MHz to 3GHz)

Common feature to series

- Many options of the first 2ch inputs in the world, time domain analysis, etc.
- Measurement data preservation by USB memory and Remote control by LAN, and GPIB interface.
- Correspond broadly from the field to production lines by the Compact and light weight, 3 power supply systems.

Terrestrial digital broadcasting:

Example of OFDM channel power measurement



Tire air pressure sensor:

Example of synchronous sweep measurement by OPT.10



Spectrum Analyzer Series Options Guide

Product name	Model No.	Overview	Main unit support			
			U3741		U3751/3771/3772	
			1ch	2ch	1ch	2ch
50 Ω series ¹⁾	2 Channel input (50 Ω)	OPT.10	—	○	—	○ ³⁾
	EMC filter	OPT.28	○	○	○	○
	High-purity spectrum analysis (1 ch)	OPT.70	○	—	○	—
	High-purity spectrum analysis(2 ch)	OPT.71	—	○	—	○
	Tracking generator (3 GHz)	OPT.76	○	○	○ ²⁾	×
	Tracking generator (6 GHz)	OPT.77	×	×	○ ²⁾	×
75 Ω series ¹⁾	2 Channel input (75 Ω)	OPT.11	—	○	—	×
	1 Channel input (75 Ω)	OPT.15	○	—	×	—
	Tracking generator (2.2 GHz)	OPT.75	○	○	×	×
Commons	High-stability frequency reference source	OPT.20	○	○	○	○
	Time-domain analysis (1 ch)	OPT.53	○	—	○	—
	Time-domain analysis (2 ch)	OPT.54	—	○	—	○
	Wide-band time-domain analysis (1 ch)	OPT.55	○	—	○	—
	Wide-band time-domain analysis(2ch)	OPT.56	—	○	—	○

1) : The options of 50 Ω series and 75 Ω series cannot be installed simultaneously.

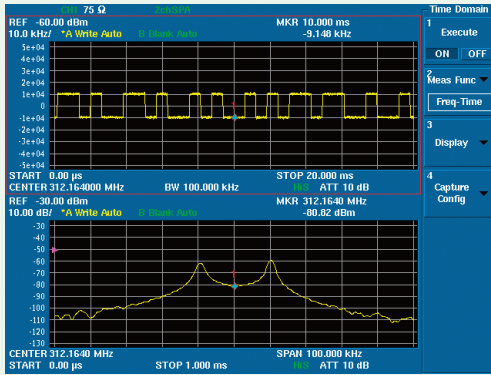
2) : One must be selected from OPT.76/77.

3) : When the OPT10 is installed, RF1 of 9kHz~8GHz is deleted, then RF1 is 10MHz~31.8GHz(U3771)/10MHz~43GHz(U3772) and RF2 is 9kHz~3GHz.

○ Available
× Not available

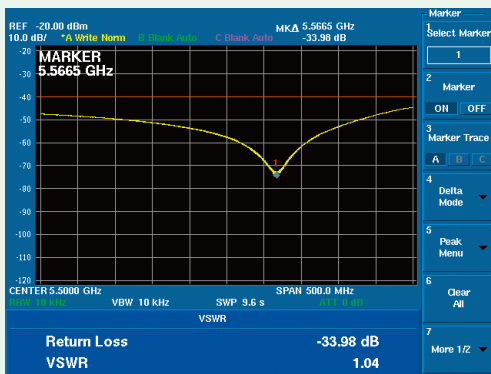
Specific low power supply unit:

Example of F-T and FFT measurement



Antenna or filter:

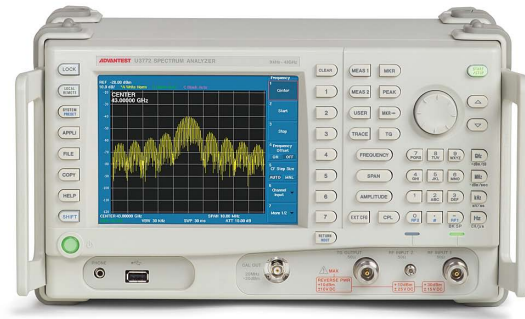
Example of return loss VSWR measurement



Spectrum Analyzer Series

31GHz Spectrum Analyzer U3771

43GHz Spectrum Analyzer U3772



U3771/U3772

Frequency range: U3771 9kHz to 31.8GHz

U3772 9kHz to 43GHz

Resolution bandwidth range: 100Hz to 3MHz, 30Hz to 3MHz(OPT.70/71)

Measurement range: RF1 +30dBm to -123dBm(Band:0,PreAmp Off)
RF2 +10dBm to -105dBm(Band:4)

■ Feature of option (Refer to the options guide for the combination)

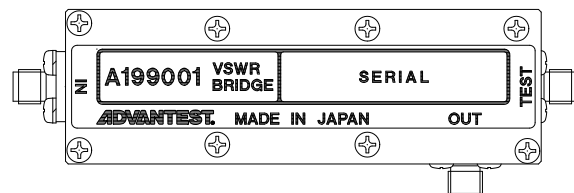
- Corresponds to the broadcasting equipment by 75Ω input (OPT.11,15).
- Parallel monitoring RF and IF signals by 2 ch input (OPT.10,11).
- Simultaneous measurement of different signals or different items by 2 ch input.
- Measurement of RF fundamental parameter by time domain analysis. (OPT.53,54,55,56).
- Time-domain analysis for high-frequency signal to 43GHz.
- Reflection/transmission measurement up to 6GHz by Tracking generator (OPT.77).

■ Spectrum Analyzer Series Accessory

	Model No.	Product name	Outline
Accessory	JU3700S-A	Japanese operating manual (printed manual)	The operating manual on the CD is supplied as standard.
	EU3700S-A	English operating manual (printed manual)	The operating manual on the CD is supplied as standard.
	A870008	Battery pack	for U3700 series, A maximum of 2.5-hour enabled
	A870009	Charger	Two-piece charge is simultaneously possible in A87008
	ZT-130NC	75 Ω input impedance converter	Loss 6dB Frequency characteristic up to 2GHz
	A114020	DC power cable	DC +11V to +17V
	A129001	Carrying bag	Cloth bag
	A129002	Transit case	Aluminum cases (with the handle which can be expanded and contracted)
	A122003	Rack mount kit (JIS)	—
	A124004	Rack mount kit (EIA)	—
	A899001	Filter for spurious measurement	2.8 to 18 GHz (HPF)
	A899002	Filter for spurious measurement	8 to 18 GHz (HPF)
	A899003	Filter for spurious measurement	11 to 26 GHz (HPF)
A899004	Filter for spurious measurement	18 to 30 GHz (HPF):	

A199001 6GHz VSWR Bridge

Frequency range: 100MHz to 6GHz
 Directivity: $\geq 34\text{dB}$ (100MHz to 1GHz)
 $\geq 29\text{dB}$ (1 to 3.8GHz)
 $\geq 25\text{dB}$ (3.8 to 6GHz)
 External dimensions: Approx. 103 × 35 × 20mm
 (W × H × D)



Board Network Analyzer Series

300MHz Board Network Analyzer R3755A



Frequency range: 10kHz to 300MHz
 Output level: +18dBm to -43dBm (1MHz to 300MHz)
 Measurement parameter: A/R
 External dimensions: PCI board, half size, 1 slot
 Input/output: Parallel I/O (Standard)

6GHz Board Network Analyzer R3760



Frequency range: 300MHz to 6GHz
 Output level: 0dBm to -10dBm (≤ 3 GHz)
 Measurement parameter: Transmission/Reflection
 External dimensions: PCI board, half size, 2 slots
 Input/output: Parallel I/O (Standard)

Common feature to series

- The new board network analyzer used including in a personal computer.
 - Software development environments: Microsoft VB and C++.
 - Provide a production line with optimality space-saving and low cost-ization.
- *Please inquire about recommended personal computer.

Accessories



4-port Adapter A170009
 Forward/Reverse Adapter A170010

Frequency range: 300MHz to 6GHz
 Insertion loss: <math>< 5.5\text{dB}</math> at 6GHz

Microsoft, Windows, Visual Basic are registered trademarks of Microsoft Corporation in the U.S. and/or other countries.

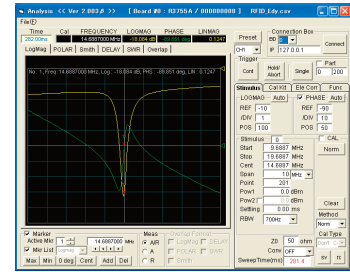
- Please refer to product manual for complete system specifications.
- Specifications may change without notification.

ADVANTEST

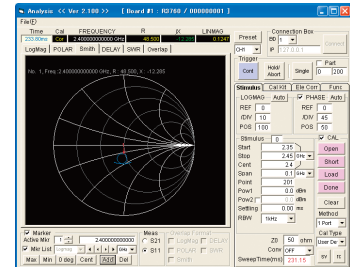
ADVANTEST CORPORATION

Shin-Marunouchi Center Building, 1-6-2 Marunouchi, Chiyoda-ku, Tokyo 100-0005, Japan Phone: +81-3-3214-7500

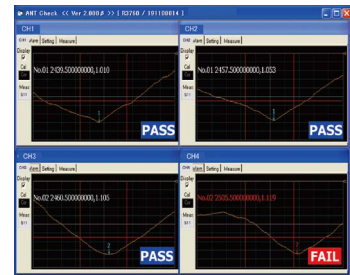
Example of sample software measurement



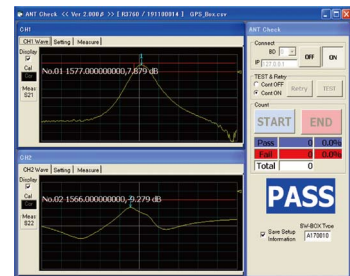
R3755A Log/Mag Display



R3760 Smith Chart Display



Parallel measurement for four antenna devices (A170009)



Measurement for antenna devices to have AMP built-in (A170010)