

# Keysight 8474B/C/E

## Planar-Doped Barrier Diode Detectors 0.01 to 50 GHz

Data Sheet



# Introduction

## Features and Description

- Exceptional flatness
- Broadband from 0.01 to 50 GHz
- Extremely temperature stable
- Environmentally rugged

The 8474 series of coaxial detectors are specifically designed for use in microwave instrumentation and systems. These detectors utilize a GaAs diode matched to a 50  $\Omega$  transmission line with a miniature thin film circuit.

The diodes are a Planar-Doped Barrier (PDB) structure fabricated by use of Molecular Beam Epitaxy technology. This combination yields a device which has superior characteristics to point-contact and low-barrier Schottky devices. These characteristics are reflected in frequency response specification and in square law response vs. frequency (Figure 7) with PDB detectors showing a maximum square law response variation of 3% from 2 to 18 GHz vs. 9.5% for Schottky detectors.

These detectors are extremely rugged with high resistance to ESD damage and are less sensitive to temperature change than either point-contact or Schottky diodes. These products offer 10 MHz to 50 GHz performance with the 2.4 mm connector (8474E) or narrower frequency coverage with APC-7 Type N or SMA compatible 3.5 mm and 2.92 mm connectors. There is no need to order matched pairs because the frequency tracking is better than the original matched pair specifications.

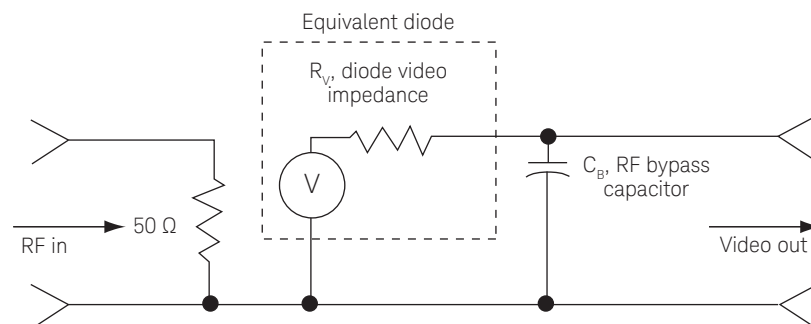


Figure 1. Equivalent circuit for 8474A/B/C/D/E with typical parameters

Typical values:

$R_V$  (diode video impedance)  $\sim 1.5 \text{ k}\Omega^*$

$C_B$  (RF bypass capacitor)  $\sim 27 \text{ pF}$  nominal

$$\text{TR (10 to 90\% risetime)} \sim 2.2 \frac{(R_{\text{LOAD}})(R_V)}{R_{\text{LOAD}} + R_V} (C_B + C_{\text{LOAD}}) = \frac{0.35}{\text{BW}}$$

\*@ 25  $^{\circ}\text{C}$  and  $\text{PIN} \leq -20 \text{ dBm}$  (see Figure 7)

## Detector Performance Characteristics

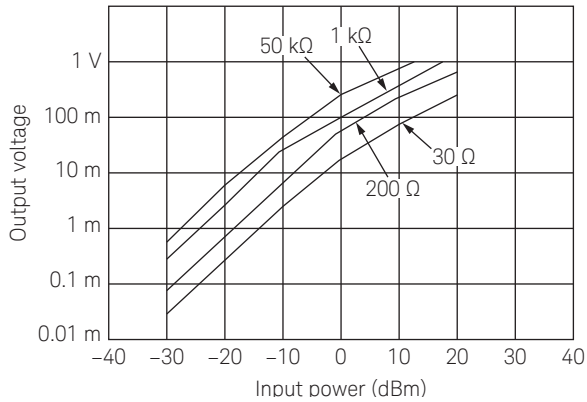


Figure 2. Typical transfer characteristics ( $T_a = 25^\circ\text{C}$ )

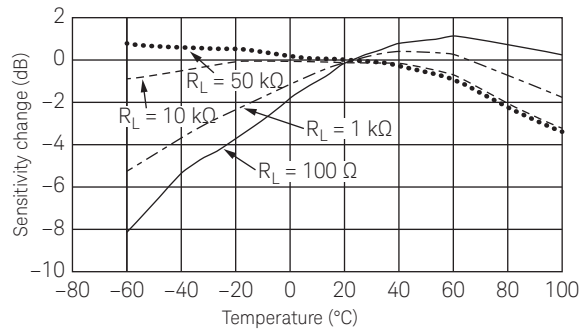


Figure 5. Typical output response with temperature ( $P_{in} \leq -20\text{ dBm}$ )

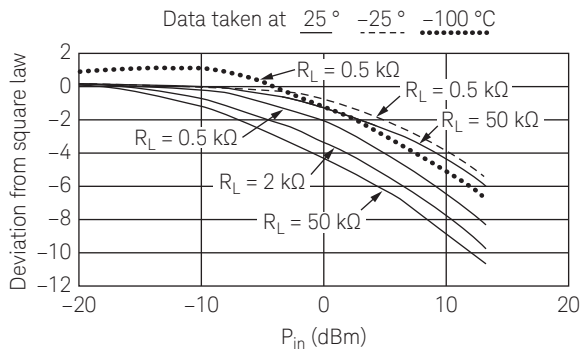


Figure 3. Typical square law deviation

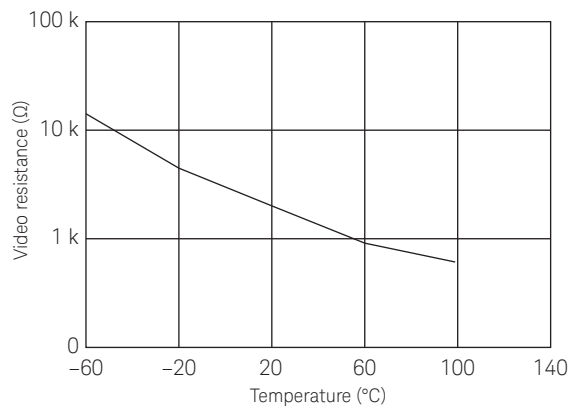


Figure 6. Typical video impedance variation with temperature

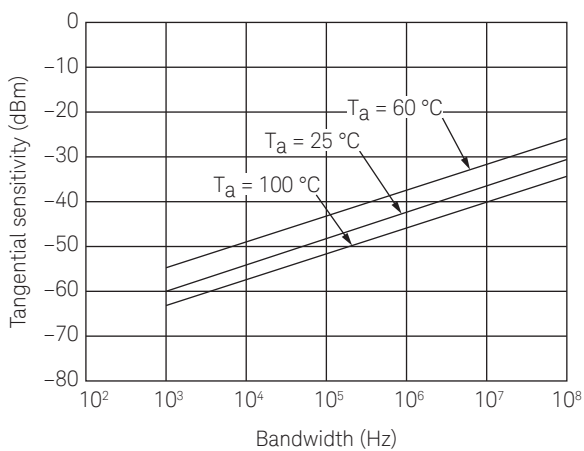


Figure 4. Typical tangential sensitivity

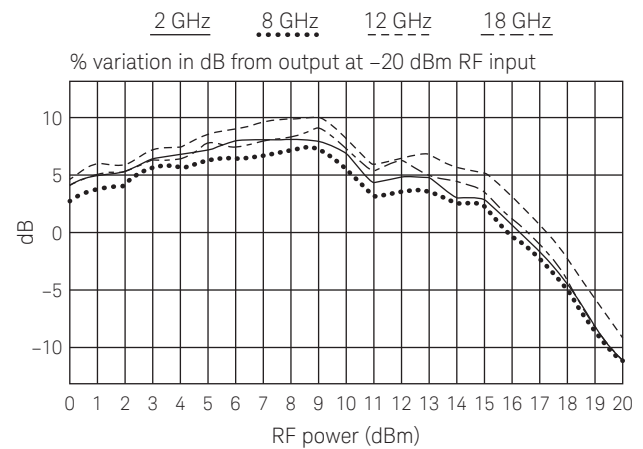


Figure 7. Typical square law deviation due to frequency

## Specifications

	<b>8474B</b>	<b>8474C</b>	<b>8474E</b>
Frequency range	0.01 to 18 GHz	0.01 to 33 GHz	0.01 to 50 GHz
Frequency response	± 0.35 dB	± 0.45 dB from 0.01 to 26.5 GHz ± 0.7 dB from 26.5 to 33 GHz	± 0.4 dB from 0.01 to 26.5 GHz ± 0.6 dB from 26.5 to 40 GHz ± 1.0 dB from 40 to 50 GHz
SWR	< 1.3	< 1.4 .01 to 26.5 GHz < 2.2 26.5 to 33 GHz	< 1.2 .01 to 26.5 GHz < 1.6 26.5 to 40 GHz < 2.8 40 to 50 GHz
Low-level sensitivity	> 0.4 mV/μW	> 0.4 mV/μW	> 0.4 mV/μW > 0.34 mV/μW 40 to 50 GHz
Maximum operating inputs	200 mW	200 mW	200 mW
Typical short-term maximum input	0.75 watt (< 1 min.)	0.75 watt (< 1 min.)	0.75 watt (< 1 min.)
Noise (μV peak-to-peak with CW power applied to produce 100 MV output, 400 kHz BW)	< 50 μV	< 50 μV	< 50 μV
Standard output polarity (default)	Negative	Negative	Negative

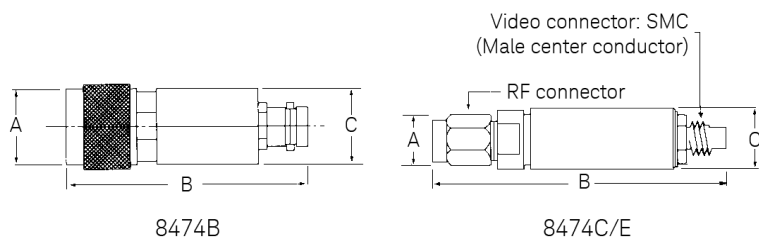
### Notes:

Above specifications are at 25 °C and ≤ -20 dBm unless otherwise specified.

Negative polarity (Option 301) is a default option. Select Option 103 for positive polarity.

## Mechanical Information

	<b>8474B</b>	<b>8474C</b>	<b>8474E</b>
Dimensions mm (inches)	20.82 (0.82) 59.86 (2.36) 18.68 (0.74)	7.9 (0.31) 41.15 (1.62) 9.7 (0.38)	7.9 (0.31) 37.36 (1.47) 7.6 (0.30)
Input connector	Type N (m)	3.5 mm (m) SMA compatible	2.4 mm (m) 1.85 min compatible
Output connector	BNC (f)	SMC (m)	SMC (m)
Net weight	85.3 grams (3 oz.)	13.9 grams (0.49 oz.)	9.1 grams (0.32 oz.)



<b>8474B options</b>	<b>001</b>	<b>002</b>	<b>004</b>	<b>008</b>
Frequency range (GHz)	0.01 to 18	0.01 to 2	2 to 4	4 to 8
Frequency response (dB)	± 0.35	± 0.25	± 0.25	± 0.25
SWR	< 1.31	< 1.09	< 1.1	< 1.2
<b>8474C options</b>	<b>001</b>	<b>008</b>	<b>012</b>	<b>033</b>
Frequency range (GHz)	0.01 to 33	4 to 8	8 to 12.4	26.5 to 33
Frequency response (dB)	± 0.3	± 0.2	± 0.25	± 0.3
SWR	< 2.2	< 1.16	< 1.2	< 2.2

**Environmental**

Operating temperature*	-65 to 1000 °C
Temperature cycling (non-operating)	MIL-STD 883, method 1010.1: (-65 to 100 °C)
Vibration	MIL-STD 883, method 2007: (0.6" D.A. 20 to 80 Hz, 20 g, 80 to 200 Hz)
Shock	MIL-STD 883, method 2002.1: (500 g, 0.5 msec)
Acceleration	MIL-STD 883, method 2001: (500 g)
Altitude	MIL-STD 883, method 1001: (50,000 ft, 15,240 m)
Salt atmosphere	MIL-STD 883, method 1009.1: (48 hr, 5% solution)
Moisture resistance	MIL-STD 883, method 1004.1: (25 to 400 °C, 95% RH)
RFI	MIL-STD 461B
ESD	10 hits at 25 kV to the body, not the center conductor

\* 8474A/B specified for 0 to 75 °C.

## Ordering Information

Model	Option number	Option description
8474B	002	0.01 to 2 GHz octave only
	004	2 to 4 GHz octave only
	008	4 to 8 GHz octave only
	102 <sup>1</sup>	Square law load
	103	Positive polarity
	301	Negative polarity
8474C	008	4 to 8 GHz octave only
	012	8 to 12.4 GHz octave only
	033	26.5 to 33 GHz octave only
	103	Positive polarity
	301	Negative polarity

1. Option 102 external square law load extends the square law region of the detector with deviation of  $\pm 0.5$  dB from the ideal square law response.

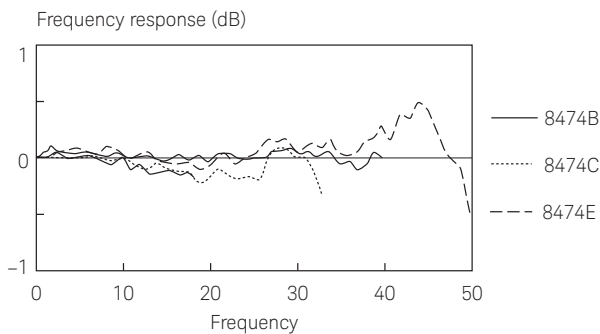
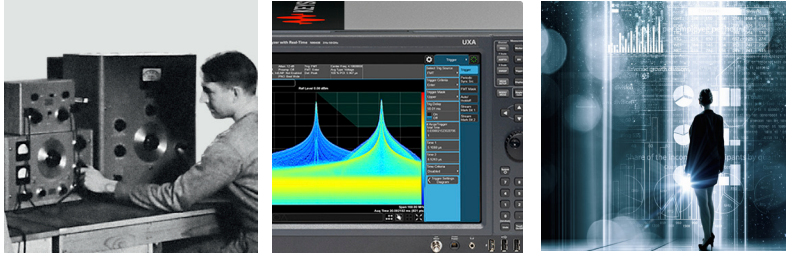


Figure 8. Typical frequency response

## Evolving Since 1939

Our unique combination of hardware, software, services, and people can help you reach your next breakthrough. We are unlocking the future of technology.

From Hewlett-Packard to Agilent to Keysight.



For more information on Keysight Technologies' products, applications or services, please contact your local Keysight office. The complete list is available at: [www.keysight.com/find/contactus](http://www.keysight.com/find/contactus)

### Americas

Canada	(877) 894 4414
Brazil	55 11 3351 7010
Mexico	001 800 254 2440
United States	(800) 829 4444

### Asia Pacific

Australia	1 800 629 485
China	800 810 0189
Hong Kong	800 938 693
India	1 800 11 2626
Japan	0120 (421) 345
Korea	080 769 0800
Malaysia	1 800 888 848
Singapore	1 800 375 8100
Taiwan	0800 047 866
Other AP Countries	(65) 6375 8100

### Europe & Middle East

Austria	0800 001122
Belgium	0800 58580
Finland	0800 523252
France	0805 980333
Germany	0800 6270999
Ireland	1800 832700
Israel	1 809 343051
Italy	800 599100
Luxembourg	+32 800 58580
Netherlands	0800 0233200
Russia	8800 5009286
Spain	800 000154
Sweden	0200 882255
Switzerland	0800 805353
	Opt. 1 (DE)
	Opt. 2 (FR)
	Opt. 3 (IT)
United Kingdom	0800 0260637

For other unlisted countries: [www.keysight.com/find/contactus](http://www.keysight.com/find/contactus) (BP-9-7-17)



[www.keysight.com/go/quality](http://www.keysight.com/go/quality)  
Keysight Technologies, Inc.  
DEKRA Certified ISO 9001:2015  
Quality Management System

### myKeysight

#### myKeysight

[www.keysight.com/find/mykeysight](http://www.keysight.com/find/mykeysight)

A personalized view into the information most relevant to you.

[http://www.keysight.com/find/emt\\_product\\_registration](http://www.keysight.com/find/emt_product_registration)

Register your products to get up-to-date product information and find warranty information.



#### Keysight Services

[www.keysight.com/find/service](http://www.keysight.com/find/service)

Keysight Services can help from acquisition to renewal across your instrument's lifecycle. Our comprehensive service offerings—one-stop calibration, repair, asset management, technology refresh, consulting, training and more—helps you improve product quality and lower costs.



#### Keysight Assurance Plans

[www.keysight.com/find/AssurancePlans](http://www.keysight.com/find/AssurancePlans)

Up to ten years of protection and no budgetary surprises to ensure your instruments are operating to specification, so you can rely on accurate measurements.

#### Keysight Channel Partners

[www.keysight.com/find/channelpartners](http://www.keysight.com/find/channelpartners)

Get the best of both worlds: Keysight's measurement expertise and product breadth, combined with channel partner convenience.

[www.keysight.com/find/mta](http://www.keysight.com/find/mta)



Unlocking Measurement Insights

This information is subject to change without notice.  
© Keysight Technologies, 2017  
Published in USA, December 1, 2017  
5952-0801  
[www.keysight.com](http://www.keysight.com)