

---

# Idara

Product Specifications	310
Fabrics and Options	311
Contrasting Fabrics Specifications	312
Product Pages	313
COM Yardage Requirements	316



## IDARA PRODUCT SPECIFICATIONS

### FRAME CONSTRUCTION

- Welded steel frame encased in high grade polyurethane foam

### SEAT CONSTRUCTION

- Plywood panel encased in high grade polyurethane foam

### BASE AND GLIDES

#### Disc Base

- Available in polished or matte black
- Features 360° swivel
- Formed and welded steel mounting plate
- Adhesive backed fiber pad glides

#### 4-Prong Low-Profile, Metal

- Available in polished or matte black
- Features 360° swivel
- Fully welded base construction
- White polypropylene glides

#### 4-Leg Wood

- Beech wood legs utilizing tennon joints and glued for strength
- Non-marring nylon glides

#### 4-Leg Wood with Metal Frame

- Beech wood legs supported by welded metal frame with screws and epoxy for strength
- Metal frame is always black
- Non-marring nylon glides

#### 5-Prong Mobile Base



- Cylinder and base available in polished or matte black
- Features height adjustment and 360° swivel
- Control mechanism always black, powder-coated steel with plastic handle
- Black, hard double wheel casters, which work on multiple surfaces, are standard
- Soft casters are available for an additional upcharge

### UPHOLSTERY DETAIL

- Contrasting fabric available on all models
- Due to dimensional design of the back, horizontal stripes and large patterns are not recommended, as they will appear distorted or wavy
- All models feature a complementary zipper placed vertically down the center of the extreme back
- When specifying Florence leather on 2-Seat models, comfort wrinkles may be present due to the dimensional design of the back and arms

### FINISH

- Features a catalyzed top coat that resists denting, peeling, and reactions to chemicals
- Can be cleaned with a damp cloth
- When specifying Brighton, Natural, and Sonoma finish, variation in color is acceptable due to the nature of wood characteristics



## SURFACE MATERIALS

See the Kimball Hospitality Surface Materials Reference Guide at [kimballhospitality.com](http://kimballhospitality.com) for a complete overview of our materials program, including:

- Characteristics of wood
- Special wood finishes
- Customer-specified laminate (CSL)
- Customer-specified paint (CSP)
- Fabric application and colorways
- Customer's own material (COM) process overview
- Alliance program

### ALLIANCE FABRIC PROGRAM

Kimball Hospitality has analyzed each model to most accurately reflect the COM/COL yardage requirements shown on page 316.

The yardage requirement for each model is based on 54" W fabric and cutting the fabric up the roll.

If repeat is larger than 18", contact Customer Service to confirm the correct amount of yardage required. When ordering 10 or more chairs in the same COM, yardage requirements may be reduced.

Contact Customer Service.

### PRICE GRADES A-R

See Surface Materials at [www.kimballhospitality.com](http://www.kimballhospitality.com) for a wide variety of graded-in fabrics from Arc-Com, CF Stinson, Designtex, Maharam, Momentum, and Ultrafabrics.

### FABRIC SAMPLES

If you need samples for presentation(s), contact our alliance partners directly at:

Arc-Com	800.223.5466	<a href="http://arc-com.com">arc-com.com</a>
Designtex	800.221.1540	<a href="http://designtex.com">designtex.com</a>
CF Stinson	800.841.6279	<a href="http://cfstinson.com">cfstinson.com</a>
Maharam	800.645.3943	<a href="http://maharam.com">maharam.com</a>
Momentum	800.366.6839	<a href="http://memosamples.com">memosamples.com</a>
Ultrafabrics	877.309.6648	<a href="http://ultrafabricsllc.com">ultrafabricsllc.com</a>

## FINISHES

AC	Autumn	NM	Natural
AD	Almond	PB	Portobello
BZ	Brazilwood	PC	Porcini
CI	Chai	PT	Portico
CL	Caramel	SK	Skyline
CW	Cordovan	SM	Sonoma
DW	Judicial	TF	Truffle
HN	Honey	WL	Willow
IM	Brighton	405	Designer White
KN	Kona	462	Cinder
MC	Amber	792	Sable
MH	Mocha	793	Acorn*

\*Acorn is the finish complement to Clear Walnut finish

### BASE PAINT OPTIONS

MB	Matte Black
PO	Polished

## CASTERS

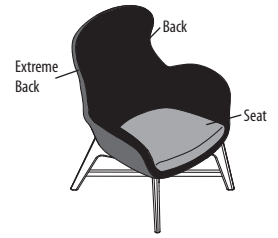
### 5-PRONG LOW PROFILE HEIGHT ADJUSTABLE MOBILE BASE

C3	Hard (standard)
C4	Soft (add \$29 list)

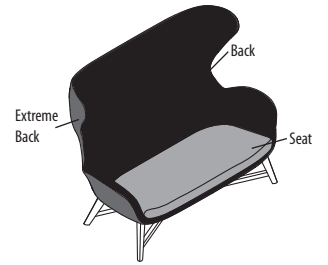
## TO ORDER CONTRASTING FABRIC, SPECIFY

### IDARA

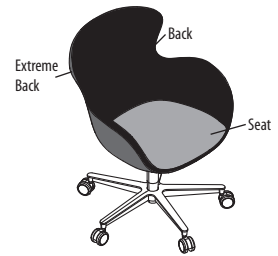
1. Model Number plus "X"
2. Back Fabric Grade Number/Cover Number
3. Extreme Back Fabric Grade Number/Cover Number
4. Seat Fabric Grade Number/Cover Number
5. Finish (wood leg base models only)



Contrasting Fabric



Contrasting Fabric



Contrasting Fabric

**TO ORDER, SPECIFY:**

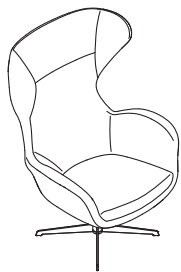
1. Model Number
2. Fabric Grade / Cover Number
3. Paint

- See page 311 for Idara options
- See page 316 for COM fabric yardage

**4-PRONG BASE**



Midback



Highback

**MODEL NO.**

**ALLIANCE PROGRAM PRICE GRADES**

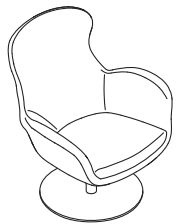
		A	B	C	D	E	F	G	H	I
		J	K	L	M	N	O	P	Q	R
N83GM4LM	Midback	\$ 2329	2401	2456	2516	2581	2651	2706	2779	2851
		2921	3034	3259	3399	3471	3546	3619	3691	3761
N83GH4LM	Highback	2639	2735	2807	2887	2972	3065	3137	3233	3329
		3421	3570	3867	4052	4147	4246	4342	4438	4530

**DIMENSIONS**

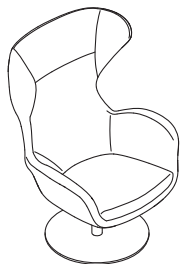
Width	32¼	Arm Height	23	Back Width	31	Weight - Mid	40
Depth	32¼	Seat Height	16½	Back Height - Mid	22½	Cubic Ft. - Mid	22.3
Height - Mid	36½	Seat Depth	20	Back Height - High	31	Weight - High	46
Height - High	45	Seat Width	18½			Cubic Ft. - High	27.5

• Contrasting fabric option – specify X (i.e., N85GH4LMX); see page 312. For list pricing, use your electronic specification tool or contact customer service

**DISC BASE**



Midback



Highback

		A	B	C	D	E	F	G	H	I
		J	K	L	M	N	O	P	Q	R
N83GMDA	Midback	\$ 2384	2456	2511	2571	2636	2706	2761	2834	2906
		2976	3089	3314	3454	3526	3601	3674	3746	3816
N83GHDA	Highback	2694	2790	2862	2942	3027	3120	3192	3288	3384
		3476	3625	3922	4107	4202	4301	4397	4493	4585

**DIMENSIONS**

Width	32¼	Arm Height	23	Back Width	31	Weight - Mid	60
Depth	32¼	Seat Height	16½	Back Height - Mid	22½	Cubic Ft. - Mid	22.3
Height - Mid	36½	Seat Depth	20	Back Height - High	31	Weight - High	66
Height - High	45	Seat Width	18½			Cubic Ft. - High	27.5

• Contrasting fabric option – specify X (i.e., N83GHDA X); see page 312. For list pricing, use your electronic specification tool or contact customer service

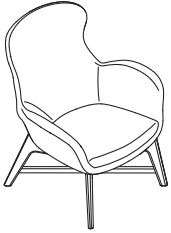
# IDARA

## TO ORDER, SPECIFY:


1. Model Number
2. Fabric Grade / Cover Number
3. Finish

- See page 311 for Idara options
- See page 316 for COM fabric yardage

### 4-LEG WOOD BASE



Midback



Highback

### MODEL NO.

### ALLIANCE PROGRAM PRICE GRADES


			A	B	C	D	E	F	G	H	I
			J	K	L	M	N	O	P	Q	R
N83GM4W	Midback	\$	2466	2538	2593	2653	2718	2788	2843	2916	2988
			3058	3171	3396	3536	3608	3683	3756	3828	3898
N83GH4W	Highback		2776	2872	2944	3024	3109	3202	3274	3370	3466
			3558	3707	4004	4189	4284	4383	4479	4575	4667

### DIMENSIONS


Width	32½	Arm Height	23	Back Width	31	Weight - Mid	26
Depth	32½	Seat Height	16½	Back Height - Mid	22½	Cubic Ft. - Mid	22.3
Height - Mid	36½	Seat Depth	20	Back Height - High	31	Weight - High	32
Height - High	45	Seat Width	18½			Cubic Ft. - High	27.5

- Contrasting fabric option – specify X (i.e., N83GM4WX); see page 312. For list pricing, use your electronic specification tool or contact customer service

### 2-SEAT WOOD BASE



Midback



Highback

			A	B	C	D	E	F	G	H	I
			J	K	L	M	N	O	P	Q	R
N83L2M4W	Midback	\$	5558	5685	5782	5888	6002	6125	6222	6350	6477
			6601	6799	7195	7441	7569	7701	7828	7956	8079
N83L2H4W	Highback		6369	6525	6644	6774	6914	7065	7184	7341	7497
			7649	7892	8378	8680	8837	8999	9155	9312	9463

### DIMENSIONS

Width	56½	Arm Height	23	Back Width	56½	Weight - Mid	106
Depth	32½	Seat Height	16½	Back Height - Mid	22½	Cubic Ft. - Mid	44.1
Height - Mid	35½	Seat Depth	20½	Back Height - High	31	Weight - High	120
Height - High	42½	Seat Width	46½			Cubic Ft. - High	52.3

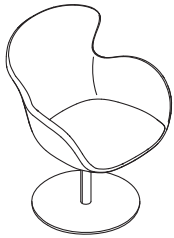
- Contrasting fabric option – specify X (i.e., N83L2M4WX); see page 312. For list pricing, use your electronic specification tool or contact customer service

**TO ORDER, SPECIFY:**

1. Model Number
2. Fabric Grade / Cover Number
3. Wood Finish (if applicable)
4. Metal Paint (if applicable)

- See page 311 for Idara options
- See page 316 for COM fabric yardage

**GUEST DISC BASE**



**MODEL NO.**

**ALLIANCE PROGRAM PRICE GRADES**

		A	B	C	D	E	F	G	H	I
		J	K	L	M	N	O	P	Q	R
N83GLDA	Guest, Disc	\$ 1827	1879	1918	1962	2008	2059	2098	2151	2203
		2253	2334	2496	2597	2649	2703	2755	2808	2858

**DIMENSIONS**

Width	25½	Seat Height	18¾	Arm Height	7%	Back Width	17½	Weight	
Depth	25¼	Seat Depth	17¾	Arm Width	1½	Back Height	19	Cubic Ft.	15.7
Height	34¼	Seat Width	16¾						

- Contrasting fabric option – specify X (i.e., N83GLDAX); see page 312. For list pricing, use your electronic specification tool or contact customer service

**GUEST METAL 4-PRONG**



		A	B	C	D	E	F	G	H	I
		J	K	L	M	N	O	P	Q	R
N83GL4LM	Guest, 4-Prong	\$ 1827	1879	1918	1962	2008	2059	2098	2151	2203
		2253	2334	2496	2597	2649	2703	2755	2808	2858

**DIMENSIONS**

Width	25½	Seat Height	18¾	Arm Height	7%	Back Width	17½	Weight	39
Depth	25¼	Seat Depth	17¾	Arm Width	1½	Back Height	19	Cubic Ft.	15.7
Height	34¼	Seat Width	16¾						

- Contrasting fabric option – specify X (i.e., N83GL4LMX); see page 312. For list pricing, use your electronic specification tool or contact customer service

**GUEST 5-PRONG LOW PROFILE MOBILE**



		A	B	C	D	E	F	G	H	I
		J	K	L	M	N	O	P	Q	R
N83GL5MC	Guest, 5-Prong Mobile	\$ 1827	1879	1918	1962	2008	2059	2098	2151	2203
		2253	2334	2496	2597	2649	2703	2755	2808	2858

**DIMENSIONS**

Width	27	Seat Height	15%-20%	Arm Height	7%	Back Width	17½	Weight	
Depth	25½	Seat Depth	17¾	Arm Width	1½	Back Height	19	Cubic Ft.	15.5
Height	31½-36¼	Seat Width	16¾						

- Height Adjustable and 360 Swivel
- Contrasting fabric option – specify X (i.e., N83GL5MCX); see page 312. For list pricing, use your electronic specification tool or contact customer service

**GUEST 4-LEG WOOD WITH METAL SUPPORT**



		A	B	C	D	E	F	G	H	I
		J	K	L	M	N	O	P	Q	R
N83GLW4W	Guest, Wood with Metal Support	\$ 1857	1909	1948	1992	2038	2089	2128	2181	2233
		2283	2364	2526	2627	2679	2733	2785	2838	2888

**DIMENSIONS**

Width	25½	Seat Height	18½	Arm Height	7%	Back Width	17½	Weight	
Depth	25¼	Seat Depth	17¾	Arm Width	1½	Back Height	19	Cubic Ft.	16.2
Height	34	Seat Width	16¾						

- Metal support is always black
- Contrasting fabric option – specify X (i.e., N83GLW4WX); see page 312. For list pricing, use your electronic specification tool or contact customer service

## COM YARDAGE REQUIREMENTS

### COM YARDAGE REQUIREMENTS (54" WIDTH – CUT UP THE ROLL)

MODEL	RAILROADED Contact customer service 800-634-9510 for ydg requirements	NON DIRECTIONAL OR SOLID	1"-4" REPEAT	5"-11" REPEAT	12"-18" REPEAT	COL SQUARE FEET
			4" VERTICAL X 4" HORIZONTAL	11" VERTICAL X 11" HORIZONTAL	18" VERTICAL X 18" HORIZONTAL	
N83GHDA, N83GH4LM, N83GH4W		3.17	4.00	6.00	7.50	63.09
N83GHDAX, N83GH4LMX,	Back	1.22	1.80	2.30	4.30	24.35
N83GH4WX	Seat	0.83	1.00	2.00	2.30	16.60
	Extreme	1.72	2.20	3.50	4.00	34.31
N83GLDA, N83GLW4W, N83GL4LM, N83GL5MC		1.80	2.50	3.30	4.80	35.97
N83GLDAX, N83GLW4WX,	Back	0.80	1.10	1.90	2.00	15.50
N83GL4MX, N83GL5MCX	Seat	0.70	0.90	1.00	2.40	13.84
	Extreme	1.00	1.40	2.10	2.60	20.48
N83GMDA, N83GM4LM, N83GM4W		2.56	3.50	5.00	5.70	50.92
N83GMDAX, N83GM4LMX,	Back	1.00	1.50	1.90	2.00	19.92
N83GM4WX	Seat	0.83	1.00	2.00	2.30	16.60
	Extreme	1.39	1.80	2.80	3.40	27.67
N83L2H4W		5.40	6.70	8.00	10.10	106.81
N83L2H4WX	Back	1.90	2.50	2.80	3.20	38.74
	Seat	1.60	2.00	2.20	3.40	31.55
	Extreme	2.60	3.20	5.30	7.10	52.02
N83L2M4W		4.40	5.30	6.60	7.40	86.89
N83L2M4WX	Back	1.40	1.70	2.00	2.00	27.67
	Seat	1.60	2.10	2.40	2.80	31.55
	Extreme	2.20	2.70	3.70	4.90	43.17