
Eloquence

GUEST, BARIATRIC

| | |
|------------------------------------|-----|
| Product Specifications | 172 |
| Fabrics and Options | 173 |
| Contrasting Fabrics Specifications | 174 |
| Product Pages | 175 |

LOUNGE, FREESTANDING TABLES

| | |
|------------------------------------|-----|
| Product Specifications | 176 |
| Fabrics and Options | 177 |
| Contrasting Fabrics Specifications | 178 |
| Product Pages | 179 |

COM YARDAGE REQUIREMENTS 181

ELOQUENCE

ELOQUENCE PRODUCT SPECIFICATIONS—GUEST, BARIATRIC

FRAME CONSTRUCTION

- Constructed of beech with mortise and tenon joints on top rail and doweled joints on front and back rails
- Each joint is securely glued for maximum joint stability
- Features back legs cut from steam bent beech wood
- Non-marring nylon glides

ARMS

- Available with black protective polyurethane arm caps for added durability

SEAT CONSTRUCTION (N85SA, N85SB, N85SC, N85SAA, N85SAAA, N85SACA)

- 2" of high grade polyurethane foam covers a plywood panel with high tension strip webbing for comfort
- Corner blocks are screwed and glued in all 4 corners of the seat

SEAT CONSTRUCTION (N85SE)

- 2" of high grade polyurethane foam covers a solid seat panel
- Corner blocks are screwed and glued in all 4 corners of the seat

BACK CONSTRUCTION (ALL MODELS)

- $\frac{3}{4}$ " of high grade polyurethane foam covers the front of a contoured panel for support and comfort
- The outer (extreme) back features $\frac{1}{4}$ " of high grade polyurethane foam

CONTRASTING FABRICS


- Guest seating available with contrasting fabric

FINISH

- Features a catalyzed top coat that resists denting, peeling and reactions to chemicals
- Can be cleaned with a damp cloth
- When specifying Brighton, Natural, and Sonoma finish, variation in color is acceptable due to the nature of wood characteristics

WOOD SPECIES

- Beech



SURFACE MATERIALS

See the Kimball Hospitality Surface Materials Reference Guide at kimballhospitality.com for a complete overview of our materials program, including:

- Characteristics of wood
- Special wood finishes
- Customer-specified laminate (CSL)
- Customer-specified paint (CSP)
- Fabric application and colorways
- Customer's own material (COM) process overview
- Alliance program

ALLIANCE FABRIC PROGRAM

Kimball Hospitality has analyzed each model to most accurately reflect the COM/COL yardage requirements shown on page 181.

The yardage requirement for each model is based on 54" W fabric and cutting the fabric up the roll.

If repeat is larger than 18", contact Customer Service to confirm the correct amount of yardage required. When ordering 10 or more chairs in the same COM, yardage requirements may be reduced.

Contact Customer Service.

PRICE GRADES A-R

See Surface Materials at www.kimballhospitality.com for a wide variety of graded-in fabrics from Arc-Com, Carnegie, CF Stinson, Designtex, Maharam, Mayer, Momentum, and Ultrafabrics.

FABRIC SAMPLES

If you need samples for presentation(s), contact our alliance partners directly at:

| | | |
|--------------|--------------|--|
| Arc-Com | 800.223.5466 | arc-com.com |
| Carnegie | 800.727.6770 | carnegiefabrics.com |
| CF Stinson | 800.841.6279 | cfstinson.com |
| Designtex | 800.221.1540 | designtex.com |
| Maharam | 800.645.3943 | maharam.com |
| Mayer | 800.428.4415 | mayerfabrics.com |
| Momentum | 800.366.6839 | memosamples.com |
| Ultrafabrics | 877.309.6648 | ultrafabricsllc.com |

FINISHES

| | | | |
|----|------------|-----|----------------|
| AC | Autumn | NM | Natural |
| AD | Almond | PB | Portobello |
| BZ | Brazilwood | PC | Porcini |
| CI | Chai | PT | Portico |
| CL | Caramel | SK | Skyline |
| CW | Cordovan | SM | Sonoma |
| DW | Judicial | TF | Truffle |
| HN | Honey | WL | Willow |
| IM | Brighton | 405 | Designer White |
| KN | Kona | 462 | Cinder |
| MC | Amber | 792 | Sable |
| MH | Mocha | 793 | Acorn* |

*Acorn is the finish complement to Clear Walnut finish

LAMINATES

TABLES ONLY

| | | | |
|-----|------------|-----|----------------|
| AC2 | Autumn 2 | NM | Natural |
| AD | Almond | PB | Portobello |
| BZ | Brazilwood | PC | Porcini |
| CI | Chai | PT | Portico |
| CL | Caramel | SK | Skyline |
| CW | Cordovan | SM | Sonoma |
| DW | Judicial | TF | Truffle |
| HN2 | Honey 2 | WL | Willow |
| IM | Brighton | 405 | Designer White |
| KN | Kona | 462 | Cinder |
| MC | Amber | 792 | Sable |
| MH | Mocha | 793 | Acorn* |

*Acorn is the finish and laminate complement to Clear Walnut finish

POLYURETHANE ARM CAPS

GUEST HALF UPHOLSTERED BACK




GUEST FULLY UPHOLSTERED BACK



GUEST WOOD BACK



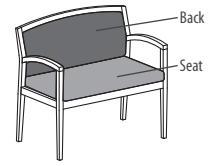
GUEST BARIATRIC FULLY UPHOLSTERED BACK



TO ORDER CONTRASTING FABRIC, SPECIFY

ELOQUENCE**Guest Half Upholstered Back page 175****Guest Fully Upholstered Back page 175****Guest Bariatric Fully Upholstered Back page 175**

1. Model Number plus "X"
2. Back Fabric Grade Number/Cover Number
3. Seat Fabric Grade Number/Cover Number
4. Finish Color



Contrasting Fabric

TO ORDER, SPECIFY:

1. Model Number
2. Fabric Grade Number
3. Cover Number
4. Finish Designator

- See page 173 for Eloquence options
- See page 181 for COM fabric yardage

GUEST HALF UPHOLSTERED BACK



MODEL NO.

ALLIANCE PROGRAM PRICE GRADES

| | | A | B | C | D | E | F | G | H | I |
|--------|-----------------------------|---------|------|------|------|------|------|------|------|------|
| | | J | K | L | M | N | O | P | Q | R |
| N85SA | | \$ 1385 | 1415 | 1437 | 1461 | 1488 | 1516 | 1539 | 1568 | 1596 |
| | | 1626 | 1671 | 1762 | 1819 | 1848 | 1878 | 1908 | 1937 | 1965 |
| N85SAT | Black Polyurethane Arm Caps | 1517 | 1547 | 1569 | 1593 | 1620 | 1648 | 1671 | 1700 | 1728 |
| | | 1758 | 1803 | 1894 | 1951 | 1980 | 2010 | 2040 | 2069 | 2097 |

DIMENSIONS

| | | | | | | | |
|--------|---------------------------------|-------------|--------------------------------|-------------|--------------------------------|-----------|------|
| Width | 22 ¹ / ₁₆ | Seat Height | 19 ¹ / ₂ | Arm Height | 27 ⁷ / ₈ | Weight | 18 |
| Depth | 22 ¹ / ₂ | Seat Depth | 18 | Back Height | 14 ³ / ₂ | Cubic Ft. | 15.5 |
| Height | 34 ¹ / ₄ | Seat Width | 20 ¹ / ₄ | Back Width | 20 ¹ / ₄ | | |

• Contrasting fabric option – specify X (i.e., N85SAX); see page 174. For list pricing, use your electronic specification tool or contact customer service

GUEST FULLY UPHOLSTERED BACK



| | | A | B | C | D | E | F | G | H | I |
|--------|-----------------------------|---------|------|------|------|------|------|------|------|------|
| | | J | K | L | M | N | O | P | Q | R |
| N85SB | | \$ 1481 | 1522 | 1552 | 1585 | 1622 | 1660 | 1692 | 1732 | 1771 |
| | | 1812 | 1874 | 1999 | 2077 | 2118 | 2159 | 2199 | 2240 | 2278 |
| N85SBT | Black Polyurethane Arm Caps | 1611 | 1652 | 1682 | 1715 | 1752 | 1790 | 1822 | 1862 | 1901 |
| | | 1942 | 2004 | 2129 | 2207 | 2248 | 2289 | 2329 | 2370 | 2408 |

DIMENSIONS

| | | | | | | | |
|--------|---------------------------------|-------------|--------------------------------|-------------|--------------------------------|-----------|------|
| Width | 22 ¹ / ₁₆ | Seat Height | 19 ¹ / ₂ | Arm Height | 27 ⁷ / ₈ | Weight | 18 |
| Depth | 22 ¹ / ₂ | Seat Depth | 18 | Back Height | 14 ³ / ₂ | Cubic Ft. | 15.5 |
| Height | 34 ¹ / ₄ | Seat Width | 20 ¹ / ₄ | Back Width | 20 ¹ / ₄ | | |

• Contrasting fabric option – specify X (i.e., N85SBX); see page 174. For list pricing, use your electronic specification tool or contact customer service

GUEST WOOD BACK




| | | A | B | C | D | E | F | G | H | I |
|--------|-----------------------------|---------|------|------|------|------|------|------|------|------|
| | | J | K | L | M | N | O | P | Q | R |
| N85SC | | \$ 1490 | 1520 | 1542 | 1566 | 1593 | 1621 | 1644 | 1673 | 1701 |
| | | 1731 | 1776 | 1867 | 1924 | 1953 | 1983 | 2013 | 2042 | 2070 |
| N85SCT | Black Polyurethane Arm Caps | 1624 | 1654 | 1676 | 1700 | 1727 | 1755 | 1778 | 1807 | 1835 |
| | | 1865 | 1910 | 2001 | 2058 | 2087 | 2117 | 2147 | 2176 | 2204 |

DIMENSIONS

| | | | | | | | |
|--------|---------------------------------|-------------|--------------------------------|-------------|--------------------------------|-----------|------|
| Width | 22 ¹ / ₁₆ | Seat Height | 19 ¹ / ₂ | Arm Height | 27 ⁷ / ₈ | Weight | 18 |
| Depth | 22 ¹ / ₂ | Seat Depth | 18 | Back Height | 14 ³ / ₂ | Cubic Ft. | 15.5 |
| Height | 34 ¹ / ₄ | Seat Width | 20 ¹ / ₄ | Back Width | 20 ¹ / ₄ | | |

GUEST BARIATRIC FULLY UPHOLSTERED BACK



| | | A | B | C | D | E | F | G | H | I |
|--------|-----------------------------|---------|------|------|------|------|------|------|------|------|
| | | J | K | L | M | N | O | P | Q | R |
| N85SE | | \$ 2628 | 2698 | 2752 | 2809 | 2871 | 2938 | 2993 | 3061 | 3130 |
| | | 3200 | 3306 | 3523 | 3658 | 3728 | 3799 | 3869 | 3939 | 4006 |
| N85SET | Black Polyurethane Arm Caps | 2763 | 2833 | 2887 | 2944 | 3006 | 3073 | 3128 | 3196 | 3265 |
| | | 3335 | 3441 | 3658 | 3793 | 3863 | 3934 | 4004 | 4074 | 4141 |

DIMENSIONS

| | | | | | | | |
|--------|--------------------------------|-------------|--------------------------------|-------------|--------------------------------|-----------|------|
| Width | 35 ¹ / ₄ | Seat Height | 19 ¹ / ₂ | Arm Height | 27 ⁷ / ₈ | Weight | 33 |
| Depth | 22 ¹ / ₂ | Seat Depth | 18 | Back Height | 14 ³ / ₂ | Cubic Ft. | 24.5 |
| Height | 34 ¹ / ₄ | Seat Width | 33 | Back Width | 33 | | |

• Meets 500 lb. weight load
 • Contrasting fabric option – specify X (i.e., N85SEX); see page 174. For list pricing, use your electronic specification tool or contact customer service

ELOQUENCE PRODUCT SPECIFICATIONS—LOUNGE, FREESTANDING TABLES

FRAME CONSTRUCTION

- Interior frame is constructed of plywood with tenon joints that are glued and screwed for maximum joint stability
- Exterior frame is constructed of beech with mortise and tenon joints
- Each joint is securely glued for maximum joint stability
- Non-marring nylon glides

SEAT CONSTRUCTION

- 4" of high grade polyurethane foam covers a plywood panel with high tension strip webbing for comfort

BACK CONSTRUCTION

- 2" of high grade polyurethane foam which is stretched over web sheet and attached to frame

ARM CONSTRUCTION

- ¾" of high grade polyurethane foam covers both the interior and exterior upholstery panel
- Available with black protective polyurethane arm caps for added durability

CONTRASTING FABRICS

- Available with contrasting fabric locations: back, seat, and arms/outer back

FINISH


- Features a catalyzed top coat that resists denting, peeling and reactions to chemicals
- Can be cleaned with a damp cloth
- When specifying Brighton, Natural, and Sonoma finish, variation in color is acceptable due to the nature of wood characteristics

WOOD SPECIES

- Beech

TABLES

- Veneer models feature ¾" grade A, slipmatched, European beech veneer tops with European beech façade rails and legs
- Laminate models feature ¾" particle board with laminate (HPL) top and European beech façade rails and legs



SURFACE MATERIALS

See the Kimball Hospitality Surface Materials Reference Guide at kimballhospitality.com for a complete overview of our materials program, including:

- Characteristics of wood
- Special wood finishes
- Customer-specified laminate (CSL)
- Customer-specified paint (CSP)
- Fabric application and colorways
- Customer's own material (COM) process overview
- Alliance program

ALLIANCE FABRIC PROGRAM

Kimball Hospitality has analyzed each model to most accurately reflect the COM/COL yardage requirements shown on page 181.

The yardage requirement for each model is based on 54" W fabric and cutting the fabric up the roll.

If repeat is larger than 18", contact Customer Service to confirm the correct amount of yardage required. When ordering 10 or more chairs in the same COM, yardage requirements may be reduced.

Contact Customer Service.

PRICE GRADES A-R

See Surface Materials at www.kimballhospitality.com for a wide variety of graded-in fabrics from Arc-Com, Carnegie, CF Stinson, Designtex, Maharam, Mayer, Momentum, and Ultrafabrics.

FABRIC SAMPLES

If you need samples for presentation(s), contact our alliance partners directly at:

| | | |
|--------------|--------------|--|
| Arc-Com | 800.223.5466 | arc-com.com |
| Carnegie | 800.727.6770 | carnegiefabrics.com |
| CF Stinson | 800.841.6279 | cfstinson.com |
| Designtex | 800.221.1540 | designtex.com |
| Maharam | 800.645.3943 | maharam.com |
| Mayer | 800.428.4415 | mayerfabrics.com |
| Momentum | 800.366.6839 | memosamples.com |
| Ultrafabrics | 877.309.6648 | ultrafabricsllc.com |

FINISHES

| | | | |
|----|------------|-----|----------------|
| AC | Autumn | NM | Natural |
| AD | Almond | PB | Portobello |
| BZ | Brazilwood | PC | Porcini |
| CI | Chai | PT | Portico |
| CL | Caramel | SK | Skyline |
| CW | Cordovan | SM | Sonoma |
| DW | Judicial | TF | Truffle |
| HN | Honey | WL | Willow |
| IM | Brighton | 405 | Designer White |
| KN | Kona | 462 | Cinder |
| MC | Amber | 792 | Sable |
| MH | Mocha | 793 | Acorn* |

LAMINATES


TABLES ONLY

| | | | |
|-----|------------|-----|----------------|
| AC2 | Autumn 2 | NM | Natural |
| AD | Almond | PB | Portobello |
| BZ | Brazilwood | PC | Porcini |
| CI | Chai | PT | Portico |
| CL | Caramel | SK | Skyline |
| CW | Cordovan | SM | Sonoma |
| DW | Judicial | TF | Truffle |
| HN2 | Honey 2 | WL | Willow |
| IM | Brighton | 405 | Designer White |
| KN | Kona | 462 | Cinder |
| MC | Amber | 792 | Sable |
| MH | Mocha | 793 | Acorn* |


*Acorn is the finish and laminate complement to Clear Walnut finish

POLYURETHANE ARM CAPS


1 SEAT LOUNGE



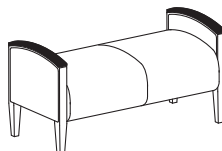
2 SEAT LOUNGE



3 SEAT LOUNGE



LOUNGE BENCH



TO ORDER CONTRASTING FABRIC, SPECIFY

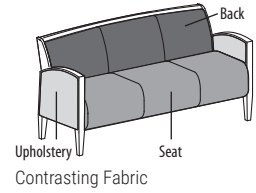
ELOQUENCE, LOUNGE

1 Seat Lounge page 179

2 Seat Lounge page 179

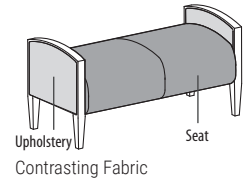
3 Seat Lounge page 179

1. Model Number plus "X"
2. Back Fabric Grade Number/Cover Number
3. Seat Fabric Grade Number/Cover Number
4. Upholstery (Arm) Fabric Grade Number/Cover Number
5. Finish Color



Lounge Bench page 179

1. Model Number plus "X"
2. Seat Fabric Grade Number/Cover Number
3. Upholstery (Arm) Fabric Grade Number/Cover Number
4. Finish Color



TO ORDER, SPECIFY:

1. Model Number
2. Fabric Grade Number
3. Cover Number
4. Finish Designator

- See page 177 for Eloquence options
- See page 181 for COM fabric yardage

1 SEAT LOUNGE



MODEL NO.

ALLIANCE PROGRAM PRICE GRADES


| | | | A | B | C | D | E | F | G | H | I |
|--------|----|-----------------------------|------|------|------|------|------|------|------|------|------|
| | | | J | K | L | M | N | O | P | Q | R |
| N85LA | \$ | | 3322 | 3426 | 3504 | 3588 | 3681 | 3779 | 3860 | 3961 | 4061 |
| | | | 4165 | 4322 | 4641 | 4840 | 4943 | 5047 | 5151 | 5254 | 5352 |
| N85LAT | | Black Polyurethane Arm Caps | 3502 | 3606 | 3684 | 3768 | 3861 | 3959 | 4040 | 4141 | 4241 |
| | | | 4345 | 4502 | 4821 | 5020 | 5123 | 5227 | 5331 | 5434 | 5532 |

DIMENSIONS

| | | | | | | | |
|--------|-----|-------------|----|------------|-----|-----------|------|
| Width | 27 | Seat Height | 19 | Arm Height | 27½ | Weight | 79 |
| Depth | 28¾ | Seat Depth | 19 | | | Cubic Ft. | 20.3 |
| Height | 34 | Seat Width | 22 | | | | |

- Contrasting fabric option – specify X (i.e., N85LAX); see page 178. For list pricing, use your electronic specification tool or contact customer service

2 SEAT LOUNGE




| | | | A | B | C | D | E | F | G | H | I |
|--------|----|-----------------------------|------|------|------|------|------|------|------|------|------|
| | | | J | K | L | M | N | O | P | Q | R |
| N85LB | \$ | | 4230 | 4379 | 4492 | 4613 | 4746 | 4887 | 5004 | 5149 | 5294 |
| | | | 5443 | 5668 | 6128 | 6414 | 6563 | 6712 | 6861 | 7010 | 7152 |
| N85LBT | | Black Polyurethane Arm Caps | 4410 | 4559 | 4672 | 4793 | 4926 | 5067 | 5184 | 5329 | 5474 |
| | | | 5623 | 5848 | 6308 | 6594 | 6743 | 6892 | 7041 | 7190 | 7332 |

DIMENSIONS

| | | | | | | | |
|--------|-----|-------------|-----|------------|-----|-----------|------|
| Width | 47¾ | Seat Height | 19 | Arm Height | 27½ | Weight | 105 |
| Depth | 28¾ | Seat Depth | 19 | | | Cubic Ft. | 34.7 |
| Height | 34 | Seat Width | 42½ | | | | |

- Cushion is 1 piece with stitching
- Contrasting fabric option – specify X (i.e., N85LBX); see page 178. For list pricing, use your electronic specification tool or contact customer service

3 SEAT LOUNGE



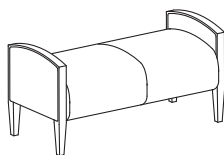
| | | | A | B | C | D | E | F | G | H | I |
|--------|----|-----------------------------|------|------|------|------|------|------|------|------|------|
| | | | J | K | L | M | N | O | P | Q | R |
| N85LC | \$ | | 5231 | 5423 | 5569 | 5725 | 5896 | 6078 | 6229 | 6416 | 6604 |
| | | | 6796 | 7087 | 7680 | 8049 | 8242 | 8434 | 8626 | 8819 | 9001 |
| N85LCT | | Black Polyurethane Arm Caps | 5412 | 5604 | 5750 | 5906 | 6077 | 6259 | 6410 | 6597 | 6785 |
| | | | 6977 | 7268 | 7861 | 8230 | 8423 | 8615 | 8807 | 9000 | 9182 |

DIMENSIONS

| | | | | | | | |
|--------|-----|-------------|-----|------------|-----|-----------|------|
| Width | 68 | Seat Height | 19 | Arm Height | 27½ | Weight | 135 |
| Depth | 28¾ | Seat Depth | 19 | | | Cubic Ft. | 49.1 |
| Height | 34 | Seat Width | 62¾ | | | | |

- Cushion is 1 piece with stitching
- Contrasting fabric option – specify X (i.e., N85LCX); see page 178. For list pricing, use your electronic specification tool or contact customer service

LOUNGE BENCH



| | | | A | B | C | D | E | F | G | H | I |
|--------|----|-----------------------------|------|------|------|------|------|------|------|------|------|
| | | | J | K | L | M | N | O | P | Q | R |
| N85LD | \$ | | 2668 | 2760 | 2830 | 2905 | 2988 | 3075 | 3148 | 3238 | 3328 |
| | | | 3420 | 3560 | 3845 | 4023 | 4115 | 4208 | 4300 | 4393 | 4480 |
| N85LDT | | Black Polyurethane Arm Caps | 2849 | 2941 | 3011 | 3086 | 3169 | 3256 | 3329 | 3419 | 3509 |
| | | | 3601 | 3741 | 4026 | 4204 | 4296 | 4389 | 4481 | 4574 | 4661 |

DIMENSIONS

| | | | | | | | |
|--------|-----|-------------|-----|------------|-----|-----------|------|
| Width | 50¾ | Seat Height | 20¾ | Arm Height | 24¾ | Weight | 56 |
| Depth | 24¾ | Seat Depth | 24¾ | | | Cubic Ft. | 23.4 |
| Height | 24¾ | Seat Width | 45 | | | | |

- Cushion is 1 piece with stitching
- Contrasting fabric option – specify X (i.e., N85LDX); see page 178. For list pricing, use your electronic specification tool or contact customer service

ELOQUENCE

TO ORDER, SPECIFY:

1. Model Number
2. Finish Designator

• See page 177 for Eloquence options

PERSONAL PULL-UP TABLE



MODEL NO. LIST PRICE

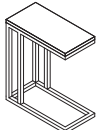
| | | |
|--------------|----------|---------|
| 10N1622RTPUW | Wood | \$ 1470 |
| 10N1622RTPUL | Laminate | 1470 |

DIMENSIONS

| | | | |
|--------|--------------------------------|-----------|------|
| Width | 22 | Weight | 32 |
| Depth | 13 ³ / ₄ | Cubic Ft. | 9.25 |
| Height | 28 ¹ / ₂ | | |

- 50 lb. weight limit
- Specify metal finish (423) Concrete, (462) Cinder, (463) Iron, (501) Platinum Metallic, or (503) Satin Nickel Metallic
- Veneer species is maple
- Acorn is the laminate/wood complement to Clear Walnut finish

PERSONAL PULL-UP TABLE



White Marble

| | | |
|----------------|--------------|---------|
| 10N1120RTPU2SS | White Marble | \$ 1036 |
| 10N1620RTPU2SB | Black Marble | 1036 |

DIMENSIONS - WHITE MARBLE

| | | | |
|--------|----|-----------|----|
| Width | 20 | Weight | 30 |
| Depth | 11 | Cubic Ft. | 5 |
| Height | 25 | | |

DIMENSIONS - BLACK MARBLE

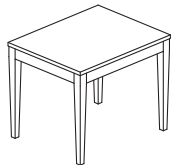
| | | | |
|--------|----|-----------|------|
| Width | 20 | Weight | 30 |
| Depth | 16 | Cubic Ft. | 6.95 |
| Height | 25 | | |

- 50 lb. weight limit
- White Marble model has a Platinum Metallic base; Black Marble model has a Cinder base
- 10N1620RTPU2SB top material is Porcelain with pattern Nero Marquina
- 10N1120RTPU2SS top material is Natural Marble species of Bianco Crown Marble
- Specify model number only



Black Marble

END TABLE



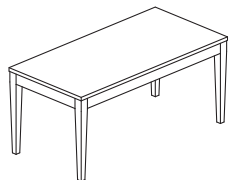
| | | |
|-------------|--------------|---------|
| 85N2024EN | Wood Top | \$ 1263 |
| 85N2024ENLW | Laminate Top | 1263 |

DIMENSIONS

| | | | |
|--------|---------------------------------|-----------|-----|
| Width | 21 ¹ / ₂ | Weight | 19 |
| Depth | 24 ⁵ / ₁₆ | Cubic Ft. | 1.4 |
| Height | 20 ³ / ₈ | | |

- Some assembly required

MAGAZINE TABLE



| | | |
|-------------|--------------|---------|
| 85N2040MG | Wood Top | \$ 1451 |
| 85N2040MGLW | Laminate Top | 1451 |

DIMENSIONS

| | | | |
|--------|---------------------------------|-----------|-----|
| Width | 39 ³ / ₈ | Weight | 26 |
| Depth | 19 ² / ₃₂ | Cubic Ft. | 2.2 |
| Height | 18 ¹ / ₂ | | |

- Some assembly required

COM YARDAGE REQUIREMENTS

COM YARDAGE REQUIREMENTS (54" WIDTH – CUT UP THE ROLL)

| MODEL | RAILROADED Contact customer service 800-634-9510 for ydg requirements | NON DIRECTIONAL OR SOLID | 1"-4" REPEAT | 5"-11" REPEAT | 12"-18" REPEAT | COL SQUARE FEET |
|-----------------|--|--------------------------------|-----------------------------------|-------------------------------------|-------------------------------------|-----------------------|
| | | | 4" VERTICAL X 4" HORIZONTAL | 11" VERTICAL X 11" HORIZONTAL | 18" VERTICAL X 18" HORIZONTAL | |
| N85LA, N85LAT | | 2.80 | 4.90 | 5.80 | 7.00 | 56 |
| N85LAX, N85LATX | Back | 0.90 | 1.00 | 1.20 | 1.10 | 18 |
| | Seat | 1.10 | 1.20 | 1.80 | 2.30 | 22 |
| | Outer Shell | 1.90 | 3.10 | 3.90 | 5.00 | 38 |
| N85LB, N85LBT | | 4.00 | 7.60 | 8.90 | 10.80 | 80 |
| N85LBX, N85LBTX | Back | 1.00 | 2.00 | 2.20 | 2.10 | 20 |
| | Seat | 1.30 | 2.20 | 2.80 | 3.30 | 26 |
| | Outer Shell | 2.10 | 3.80 | 4.80 | 6.00 | 42 |
| N85LC, N85LCT | | 5.30 | 10.40 | 11.30 | 13.80 | 106 |
| N85LCX, N85LCTX | Back | 1.80 | 2.90 | 3.10 | 3.20 | 36 |
| | Seat | 1.90 | 3.50 | 3.10 | 4.80 | 38 |
| | Outer Shell | 2.70 | 4.60 | 5.70 | 7.00 | 54 |
| N85LD, N85LDT | | 2.60 | 4.40 | 6.40 | 6.30 | 52 |
| N85LDX, N85LDTX | Seat | 1.70 | 3.40 | 4.00 | 4.30 | 34 |
| | Outer Shell | 1.10 | 1.30 | 2.60 | 2.40 | 22 |
| N85SA, N85SAT | | 0.90 | 1.50 | 2.30 | 2.40 | 18 |
| N85SAX, N85SATX | Back | 0.50 | 0.70 | 1.30 | 1.40 | 10 |
| | Seat | 0.90 | 1.10 | 1.20 | 1.10 | 18 |
| N85SB, N85SBT | | 1.20 | 1.60 | 2.60 | 3.00 | 24 |
| N85SBX, N85SBTX | Back | 0.60 | 0.80 | 1.40 | 2.00 | 12 |
| | Seat | 0.90 | 1.10 | 1.20 | 1.10 | 18 |
| N85SC, N85SCT | | 0.80 | 1.00 | 1.10 | 1.00 | 17 |
| N85SE, N85SET | | 2.00 | 2.20 | 2.60 | 3.00 | 40 |
| N85SEX, N85SETX | Back | 1.20 | 1.40 | 1.40 | 2.00 | 24 |
| | Seat | 0.90 | 1.10 | 1.20 | 1.10 | 18 |

