

---

# Eloquence

**GUEST, BARIATRIC**

Product Specifications	154
Fabrics and Options	155
Contrasting Fabrics Specifications	156
Product Pages	157

**LOUNGE, FREESTANDING TABLES**

Product Specifications	158
Fabrics and Options	159
Contrasting Fabrics Specifications	160
Product Pages	161

<b>COM YARDAGE REQUIREMENTS</b>	163
---------------------------------	-----

## ELOQUENCE

### ELOQUENCE PRODUCT SPECIFICATIONS—GUEST, BARIATRIC

#### FRAME CONSTRUCTION

- Constructed of beech with mortise and tenon joints on top rail and doweled joints on front and back rails
- Each joint is securely glued for maximum joint stability
- Features back legs cut from steam bent beech wood
- Non-marring nylon glides

#### ARMS

- Available with black protective polyurethane arm caps for added durability

#### SEAT CONSTRUCTION (N85SA, N85SB, N85SC, N85SAA, N85SAAA, N85SACA)

- 2" of high grade polyurethane foam covers a plywood panel with high tension strip webbing for comfort
- Corner blocks are screwed and glued in all 4 corners of the seat

#### SEAT CONSTRUCTION (N85SE)

- 2" of high grade polyurethane foam covers a solid seat panel
- Corner blocks are screwed and glued in all 4 corners of the seat

#### BACK CONSTRUCTION (ALL MODELS)

- ¾" of high grade polyurethane foam covers the front of a contoured panel for support and comfort
- The outer (extreme) back features ¼" of high grade polyurethane foam

#### CONTRASTING FABRICS


- Guest seating available with contrasting fabric

#### FINISH

- Features a catalyzed top coat that resists denting, peeling and reactions to chemicals
- Can be cleaned with a damp cloth
- When specifying Brighton, Natural, and Sonoma finish, variation in color is acceptable due to the nature of wood characteristics

#### WOOD SPECIES

- Beech



## SURFACE MATERIALS

See the Kimball Hospitality Surface Materials Reference Guide at [kimballhospitality.com](http://kimballhospitality.com) for a complete overview of our materials program, including:

- Characteristics of wood
- Special wood finishes
- Customer-specified laminate (CSL)
- Customer-specified paint (CSP)
- Fabric application and colorways
- Customer's own material (COM) process overview
- Alliance program

## ALLIANCE FABRIC PROGRAM

Kimball Hospitality has analyzed each model to most accurately reflect the COM/COL yardage requirements shown on page 163.

The yardage requirement for each model is based on 54" W fabric and cutting the fabric up the roll.

If repeat is larger than 18", contact Customer Service to confirm the correct amount of yardage required. When ordering 10 or more chairs in the same COM, yardage requirements may be reduced.

Contact Customer Service.

## PRICE GRADES A-R

See Surface Materials at [www.kimballhospitality.com](http://www.kimballhospitality.com) for a wide variety of graded-in fabrics from Arc-Com, CF Stinson, Designtex, Maharam, Momentum, and Ultrafabrics.

## FABRIC SAMPLES

If you need samples for presentation(s), contact our alliance partners directly at:

Arc-Com	800.223.5466	<a href="http://arc-com.com">arc-com.com</a>
Designtex	800.221.1540	<a href="http://designtex.com">designtex.com</a>
CF Stinson	800.841.6279	<a href="http://cfstinson.com">cfstinson.com</a>
Maharam	800.645.3943	<a href="http://maharam.com">maharam.com</a>
Momentum	800.366.6839	<a href="http://memosamples.com">memosamples.com</a>
Ultrafabrics	877.309.6648	<a href="http://ultrafabricsllc.com">ultrafabricsllc.com</a>

## FINISHES

AC	Autumn	PB	Portobello
AD	Almond	PT	Portico
CL	Caramel	SK	Skyline
CW	Cordovan	SM	Sonoma
DW	Judicial	TF	Truffle
HN	Honey	405	Designer White
IM	Brighton	462	Cinder
MC	Amber	792	Sable
MH	Mocha	793	Acorn*
NM	Natural		

\*Acorn is the finish complement to Clear Walnut finish

## LAMINATES

### TABLES ONLY

AC2	Autumn 2	PB	Portobello
AD	Almond	PT	Portico
CL	Caramel	SK	Skyline
CW	Cordovan	SM	Sonoma
DW	Judicial	TF	Truffle
HN2	Honey 2	405	Designer White
IM	Brighton	462	Cinder
MC	Amber	792	Sable
MH	Mocha	793	Acorn*
NM	Natural		

\*Acorn is the finish and laminate complement to Clear Walnut finish

## POLYURETHANE ARM CAPS

### GUEST HALF UPHOLSTERED BACK




### GUEST FULLY UPHOLSTERED BACK



### GUEST WOOD BACK



### GUEST BARIATRIC FULLY UPHOLSTERED BACK

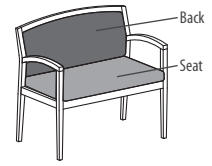


**TO ORDER CONTRASTING FABRIC, SPECIFY**

---

**ELOQUENCE****Guest Half Upholstered Back page 157****Guest Fully Upholstered Back page 157****Guest Bariatric Fully Upholstered Back page 157**

1. Model Number plus "X"
2. Back Fabric Grade Number/Cover Number
3. Seat Fabric Grade Number/Cover Number
4. Finish Color



Contrasting Fabric

**TO ORDER, SPECIFY:**

1. Model Number
2. Fabric Grade Number
3. Cover Number
4. Finish Designator

- See page 155 for Eloquence options
- See page 163 for COM fabric yardage

**GUEST HALF UPHOLSTERED BACK**



**MODEL NO.**

**ALLIANCE PROGRAM PRICE GRADES**

		A	B	C	D	E	F	G	H	I
		J	K	L	M	N	O	P	Q	R
N85SA		\$ 1043	1065	1081	1100	1120	1141	1158	1180	1202
		1223	1257	1326	1369	1391	1414	1436	1458	1479
N85SAT	Black Polyurethane Arm Caps	1143	1165	1181	1200	1220	1241	1258	1280	1302
		1323	1357	1426	1469	1491	1514	1536	1558	1579

**DIMENSIONS**

Width	22 <sup>1</sup> / <sub>16</sub>	Seat Height	19 <sup>1</sup> / <sub>2</sub>	Arm Height	27 <sup>7</sup> / <sub>8</sub>	Weight	18
Depth	22 <sup>1</sup> / <sub>2</sub>	Seat Depth	18	Back Height	14 <sup>3</sup> / <sub>2</sub>	Cubic Ft.	15.5
Height	34 <sup>1</sup> / <sub>4</sub>	Seat Width	20 <sup>1</sup> / <sub>4</sub>	Back Width	20 <sup>1</sup> / <sub>4</sub>		

• Contrasting fabric option – specify X (i.e., N85SAX); see page 156. For list pricing, use your electronic specification tool or contact customer service

**GUEST FULLY UPHOLSTERED BACK**



		A	B	C	D	E	F	G	H	I
		J	K	L	M	N	O	P	Q	R
N85SB		\$ 1116	1145	1168	1194	1221	1251	1274	1304	1334
		1363	1410	1505	1563	1594	1626	1656	1686	1715
N85SBT	Black Polyurethane Arm Caps	1214	1243	1266	1292	1319	1349	1372	1402	1432
		1461	1508	1603	1661	1692	1724	1754	1784	1813

**DIMENSIONS**

Width	22 <sup>1</sup> / <sub>16</sub>	Seat Height	19 <sup>1</sup> / <sub>2</sub>	Arm Height	27 <sup>7</sup> / <sub>8</sub>	Weight	18
Depth	22 <sup>1</sup> / <sub>2</sub>	Seat Depth	18	Back Height	14 <sup>3</sup> / <sub>2</sub>	Cubic Ft.	15.5
Height	34 <sup>1</sup> / <sub>4</sub>	Seat Width	20 <sup>1</sup> / <sub>4</sub>	Back Width	20 <sup>1</sup> / <sub>4</sub>		

• Contrasting fabric option – specify X (i.e., N85SBX); see page 156. For list pricing, use your electronic specification tool or contact customer service

**GUEST WOOD BACK**



		A	B	C	D	E	F	G	H	I
		J	K	L	M	N	O	P	Q	R
N85SC		\$ 1123	1145	1161	1180	1200	1221	1238	1260	1282
		1303	1337	1406	1449	1471	1494	1516	1538	1559
N85SCT	Black Polyurethane Arm Caps	1224	1246	1262	1281	1301	1322	1339	1361	1383
		1404	1438	1507	1550	1572	1595	1617	1639	1660

**DIMENSIONS**

Width	22 <sup>1</sup> / <sub>16</sub>	Seat Height	19 <sup>1</sup> / <sub>2</sub>	Arm Height	27 <sup>7</sup> / <sub>8</sub>	Weight	18
Depth	22 <sup>1</sup> / <sub>2</sub>	Seat Depth	18	Back Height	14 <sup>3</sup> / <sub>2</sub>	Cubic Ft.	15.5
Height	34 <sup>1</sup> / <sub>4</sub>	Seat Width	20 <sup>1</sup> / <sub>4</sub>	Back Width	20 <sup>1</sup> / <sub>4</sub>		

**GUEST BARIATRIC FULLY UPHOLSTERED BACK**



		A	B	C	D	E	F	G	H	I
		J	K	L	M	N	O	P	Q	R
N85SE		\$ 1980	2031	2071	2114	2162	2213	2253	2304	2358
		2407	2489	2652	2753	2806	2861	2912	2966	3015
N85SET	Black Polyurethane Arm Caps	2082	2133	2173	2216	2264	2315	2355	2406	2460
		2509	2591	2754	2855	2908	2963	3014	3068	3117

**DIMENSIONS**

Width	35 <sup>3</sup> / <sub>4</sub>	Seat Height	19 <sup>1</sup> / <sub>2</sub>	Arm Height	27 <sup>7</sup> / <sub>8</sub>	Weight	33
Depth	22 <sup>1</sup> / <sub>2</sub>	Seat Depth	18	Back Height	14 <sup>3</sup> / <sub>2</sub>	Cubic Ft.	24.5
Height	34 <sup>1</sup> / <sub>4</sub>	Seat Width	33	Back Width	33		

• Meets 500 lb. weight load  
 • Contrasting fabric option – specify X (i.e., N85SEX); see page 156. For list pricing, use your electronic specification tool or contact customer service

## ELOQUENCE PRODUCT SPECIFICATIONS—LOUNGE, FREESTANDING TABLES

### FRAME CONSTRUCTION

- Interior frame is constructed of plywood with tenon joints that are glued and screwed for maximum joint stability
- Exterior frame is constructed of beech with mortise and tenon joints
- Each joint is securely glued for maximum joint stability
- Non-marring nylon glides

### SEAT CONSTRUCTION

- 4" of high grade polyurethane foam covers a plywood panel with high tension strip webbing for comfort

### BACK CONSTRUCTION

- 2" of high grade polyurethane foam which is stretched over web sheet and attached to frame

### ARM CONSTRUCTION

- ¾" of high grade polyurethane foam covers both the interior and exterior upholstery panel
- Available with black protective polyurethane arm caps for added durability

### CONTRASTING FABRICS

- Available with contrasting fabric locations: back, seat, and arms/outer back

### FINISH


- Features a catalyzed top coat that resists denting, peeling and reactions to chemicals
- Can be cleaned with a damp cloth
- When specifying Brighton, Natural, and Sonoma finish, variation in color is acceptable due to the nature of wood characteristics

### WOOD SPECIES

- Beech

### TABLES

- Veneer models feature ¾" grade A, slipmatched, European beech veneer tops with European beech façade rails and legs
- Laminate models feature ¾" particle board with laminate (HPL) top and European beech façade rails and legs



## SURFACE MATERIALS

See the Kimball Hospitality Surface Materials Reference Guide at [kimballhospitality.com](http://kimballhospitality.com) for a complete overview of our materials program, including:

- Characteristics of wood
- Special wood finishes
- Customer-specified laminate (CSL)
- Customer-specified paint (CSP)
- Fabric application and colorways
- Customer's own material (COM) process overview
- Alliance program

## ALLIANCE FABRIC PROGRAM

Kimball Hospitality has analyzed each model to most accurately reflect the COM/COL yardage requirements shown on page 163.

The yardage requirement for each model is based on 54" W fabric and cutting the fabric up the roll.

If repeat is larger than 18", contact Customer Service to confirm the correct amount of yardage required. When ordering 10 or more chairs in the same COM, yardage requirements may be reduced.

Contact Customer Service.

## PRICE GRADES A-R

See Surface Materials at [www.kimballhospitality.com](http://www.kimballhospitality.com) for a wide variety of graded-in fabrics from Arc-Com, CF Stinson, Designtex, Maharam, Momentum, and Ultrafabrics.

## FABRIC SAMPLES

If you need samples for presentation(s), contact our alliance partners directly at:

Arc-Com	800.223.5466	<a href="http://arc-com.com">arc-com.com</a>
Designtex	800.221.1540	<a href="http://designtex.com">designtex.com</a>
CF Stinson	800.841.6279	<a href="http://cfstinson.com">cfstinson.com</a>
Maharam	800.645.3943	<a href="http://maharam.com">maharam.com</a>
Momentum	800.366.6839	<a href="http://memosamples.com">memosamples.com</a>
Ultrafabrics	877.309.6648	<a href="http://ultrafabricsllc.com">ultrafabricsllc.com</a>

## FINISHES

AC	Autumn	PB	Portobello
AD	Almond	PT	Portico
CL	Caramel	SK	Skyline
CW	Cordovan	SM	Sonoma
DW	Judicial	TF	Truffle
HN	Honey	405	Designer White
IM	Brighton	462	Cinder
MC	Amber	792	Sable
MH	Mocha	793	Acorn*
NM	Natural		

## LAMINATES

### TABLES ONLY

AC2	Autumn 2	PB	Portobello
AD	Almond	PT	Portico
CL	Caramel	SK	Skyline
CW	Cordovan	SM	Sonoma
DW	Judicial	TF	Truffle
HN2	Honey 2	405	Designer White
IM	Brighton	462	Cinder
MC	Amber	792	Sable
MH	Mocha	793	Acorn*
NM	Natural		


\*Acorn is the finish and laminate complement to Clear Walnut finish

## POLYURETHANE ARM CAPS


### 1 SEAT LOUNGE



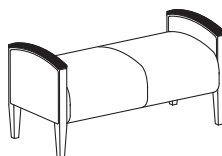
### 2 SEAT LOUNGE



### 3 SEAT LOUNGE

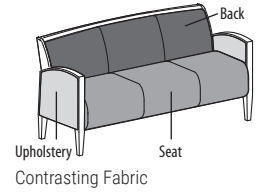


### LOUNGE BENCH

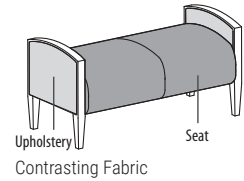


**TO ORDER CONTRASTING FABRIC, SPECIFY****ELOQUENCE, LOUNGE****1 Seat Lounge page 161****2 Seat Lounge page 161****3 Seat Lounge page 161**

1. Model Number plus "X"
2. Back Fabric Grade Number/Cover Number
3. Seat Fabric Grade Number/Cover Number
4. Upholstery (Arm) Fabric Grade Number/Cover Number
5. Finish Color

**Lounge Bench page 161**

1. Model Number plus "X"
2. Seat Fabric Grade Number/Cover Number
3. Upholstery (Arm) Fabric Grade Number/Cover Number
4. Finish Color





**TO ORDER, SPECIFY:**

1. Model Number
2. Fabric Grade Number
3. Cover Number
4. Finish Designator

- See page 159 for Eloquence options
- See page 163 for COM fabric yardage

**1 SEAT LOUNGE**



**MODEL NO.**

**ALLIANCE PROGRAM PRICE GRADES**


		ALLIANCE PROGRAM PRICE GRADES									
		A	B	C	D	E	F	G	H	I	
		J	K	L	M	N	O	P	Q	R	
N85LA	\$	2503	2579	2637	2702	2772	2847	2906	2982	3060	
		3133	3253	3494	3643	3721	3802	3878	3956	4029	
N85LAT	Black Polyurethane Arm Caps	2638	2714	2772	2837	2907	2982	3041	3117	3195	
		3268	3388	3629	3778	3856	3937	4013	4091	4164	

**DIMENSIONS**

Width	27	Seat Height	19	Arm Height	27½	Weight	79
Depth	28¾	Seat Depth	19			Cubic Ft.	20.3
Height	34	Seat Width	22				

- Contrasting fabric option – specify X (i.e., N85LAX); see page 160. For list pricing, use your electronic specification tool or contact customer service

**2 SEAT LOUNGE**




		ALLIANCE PROGRAM PRICE GRADES									
		A	B	C	D	E	F	G	H	I	
		J	K	L	M	N	O	P	Q	R	
N85LB	\$	3187	3296	3381	3473	3574	3683	3768	3876	3989	
		4094	4267	4614	4828	4940	5057	5166	5279	5384	
N85LBT	Black Polyurethane Arm Caps	3322	3431	3516	3608	3709	3818	3903	4011	4124	
		4229	4402	4749	4963	5075	5192	5301	5414	5519	

**DIMENSIONS**

Width	47¾	Seat Height	19	Arm Height	27½	Weight	105
Depth	28¾	Seat Depth	19			Cubic Ft.	34.7
Height	34	Seat Width	42½				

- Cushion is 1 piece with stitching
- Contrasting fabric option – specify X (i.e., N85LBX); see page 160. For list pricing, use your electronic specification tool or contact customer service

**3 SEAT LOUNGE**



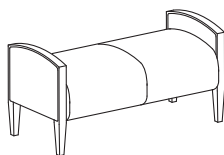
		ALLIANCE PROGRAM PRICE GRADES									
		A	B	C	D	E	F	G	H	I	
		J	K	L	M	N	O	P	Q	R	
N85LC	\$	3941	4081	4191	4310	4440	4581	4690	4830	4976	
		5111	5335	5782	6057	6203	6354	6494	6640	6775	
N85LCT	Black Polyurethane Arm Caps	4078	4218	4328	4447	4577	4718	4827	4967	5113	
		5248	5472	5919	6194	6340	6491	6631	6777	6912	

**DIMENSIONS**

Width	68	Seat Height	19	Arm Height	27½	Weight	135
Depth	28¾	Seat Depth	19			Cubic Ft.	49.1
Height	34	Seat Width	62¾				

- Cushion is 1 piece with stitching
- Contrasting fabric option – specify X (i.e., N85LCX); see page 160. For list pricing, use your electronic specification tool or contact customer service

**LOUNGE BENCH**



		ALLIANCE PROGRAM PRICE GRADES									
		A	B	C	D	E	F	G	H	I	
		J	K	L	M	N	O	P	Q	R	
N85LD	\$	2010	2077	2130	2187	2250	2317	2370	2437	2507	
		2572	2680	2895	3027	3097	3170	3237	3307	3372	
N85LDT	Black Polyurethane Arm Caps	2146	2213	2266	2323	2386	2453	2506	2573	2643	
		2708	2816	3031	3163	3233	3306	3373	3443	3508	

**DIMENSIONS**

Width	50¾	Seat Height	20¾	Arm Height	24¾	Weight	56
Depth	24¾	Seat Depth	24¾			Cubic Ft.	23.4
Height	24¾	Seat Width	45				

- Cushion is 1 piece with stitching
- Contrasting fabric option – specify X (i.e., N85LDX); see page 160. For list pricing, use your electronic specification tool or contact customer service

# ELOQUENCE

## TO ORDER, SPECIFY:

1. Model Number
2. Finish Designator

• See page 159 for Eloquence options

### PERSONAL PULL-UP TABLE



MODEL NO.		LIST PRICE
-----------	--	------------

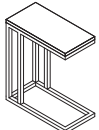
10N1622RTPUW	Wood	\$ 1107
10N1622RTPUL	Laminate	1107

#### DIMENSIONS

Width	22	Weight	32
Depth	13 $\frac{3}{4}$	Cubic Ft.	9.25
Height	28 $\frac{1}{2}$		

- 50 lb. weight limit
- Specify metal finish (423) Concrete, (462) Cinder, (463) Iron, (501) Platinum Metallic, or (503) Satin Nickel Metallic
- Veneer species is maple
- Acorn is the laminate/wood complement to Clear Walnut finish

### PERSONAL PULL-UP TABLE



White Marble

10N1120RTPU2SS	White Marble	\$ 780
10N1620RTPU2SB	Black Marble	780

#### DIMENSIONS - WHITE MARBLE

Width	20	Weight	30
Depth	11	Cubic Ft.	5
Height	25		

#### DIMENSIONS - BLACK MARBLE

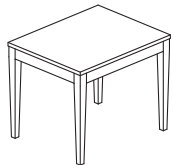
Width	20	Weight	30
Depth	16	Cubic Ft.	6.95
Height	25		

- 50 lb. weight limit
- White Marble model has a Platinum Metallic base; Black Marble model has a Cinder base
- 10N1620RTPU2SB top material is Porcelain with pattern Nero Marquina
- 10N1120RTPU2SS top material is Nature Mabel species of Bianco Crown Marble
- Specify model number only



Black Marble

### END TABLE



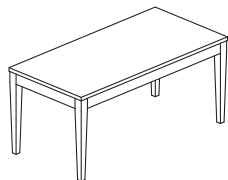
85N2024EN	Wood Top	\$ 950
85N2024ENLW	Laminate Top	950

#### DIMENSIONS

Width	21 $\frac{1}{2}$	Weight	19
Depth	24 $\frac{1}{16}$	Cubic Ft.	1.4
Height	20 $\frac{3}{8}$		

- Some assembly required

### MAGAZINE TABLE



85N2040MG	Wood Top	\$ 1092
85N2040MGLW	Laminate Top	1092

#### DIMENSIONS

Width	39 $\frac{3}{8}$	Weight	26
Depth	19 $\frac{3}{32}$	Cubic Ft.	2.2
Height	18 $\frac{1}{2}$		

- Some assembly required

## COM YARDAGE REQUIREMENTS

### COM YARDAGE REQUIREMENTS (54" WIDTH – CUT UP THE ROLL)

MODEL	RAILOADED Contact customer service 800-634-9510 for ydg requirements	NON DIRECTIONAL OR SOLID	1"-4" REPEAT	5"-11" REPEAT	12"-18" REPEAT	COL SQUARE FEET
			4" VERTICAL X 4" HORIZONTAL	11" VERTICAL X 11" HORIZONTAL	18" VERTICAL X 18" HORIZONTAL	
N85LA, N85LAT		2.80	4.90	5.80	7.00	56
N85LAX, N85LATX	Back	0.90	1.00	1.20	1.10	18
	Seat	1.10	1.20	1.80	2.30	22
	Outer Shell	1.90	3.10	3.90	5.00	38
N85LB, N85LBT		4.00	7.60	8.90	10.80	80
N85LBX, N85LBTX	Back	1.00	2.00	2.20	2.10	20
	Seat	1.30	2.20	2.80	3.30	26
	Outer Shell	2.10	3.80	4.80	6.00	42
N85LC, N85LCT		5.30	10.40	11.30	13.80	106
N85LCX, N85LCTX	Back	1.80	2.90	3.10	3.20	36
	Seat	1.90	3.50	3.10	4.80	38
	Outer Shell	2.70	4.60	5.70	7.00	54
N85LD, N85LDT		2.60	4.40	6.40	6.30	52
N85LDX, N85LDTX	Seat	1.70	3.40	4.00	4.30	34
	Outer Shell	1.10	1.30	2.60	2.40	22
N85SA, N85SAT		0.90	1.50	2.30	2.40	18
N85SAX, N85SATX	Back	0.50	0.70	1.30	1.40	10
	Seat	0.90	1.10	1.20	1.10	18
N85SB, N85SBT		1.20	1.60	2.60	3.00	24
N85SBX, N85SBTX	Back	0.60	0.80	1.40	2.00	12
	Seat	0.90	1.10	1.20	1.10	18
N85SC, N85SCT		0.80	1.00	1.10	1.00	17
N85SE, N85SET		2.00	2.20	2.60	3.00	40
N85SEX, N85SETX	Back	1.20	1.40	1.40	2.00	24
	Seat	0.90	1.10	1.20	1.10	18

