

---

# Greer Patient Recliners

Product Specifications	298
Fabrics and Options	299
Contrasting Fabrics Specifications	300
Product Pages	301
COM Yardage Requirements	309

## GREER PATIENT RECLINERS

### GREER PATIENT RECLINERS PRODUCT SPECIFICATIONS

#### CONSTRUCTION

- Greer recliners offer three adjustment positions:
  - Footrest raised (all models)
  - Infinite recline degree to lay flat
  - Feet higher than the head (Trendelenburg) models
- Built-in headrest offers supportive, patient comfort
- Optional, black polyurethane push bar helps caregivers reposition the chair
- Optional bump guard is a protective plastic welt cord
- Moisture barrier is optional for seat or seat and back
- Infinite back lock allows locking the back into various positions in 1 degree increments

#### ARMS

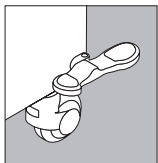
- Arm caps are available in black polyurethane, finished beech wood, and solid surface. EOS<sup>CU</sup> (Cupron-enhanced EOS) biocidal solid surface arm caps are optional on solid surface arm cap model; upcharge applies
- Model without arm caps is also available
- Drop-arm release unlocks the drop arm
- Drop arm, on applicable models, is shown in the "down" position. Available on left arm only (as seated)

#### FOOTRESTS

- Optional pull out footrest allows for patient to ingress and egress more easily. Footrest also can be used for comfort when recliner is in the seated position
- Footrest lever allows leg rest to be extended independently of the back operation

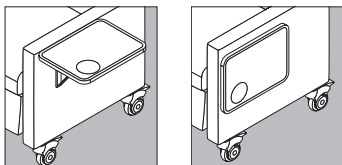
#### CASTERS

- Grey, non-marking, single-wheel casters work on both hard and soft surfaces, and are featured on all models with individual casters or central-locking casters
- Models with individual casters feature locking front casters and non-locking back casters
- Models with central-locking casters with brake are controlled from a foot pedal on the left side of the recliner (as seated). Neutral position engages non-directional movement. Paddle position can lock all casters allowing directional movement



#### OPTIONAL FOLD-DOWN TRAY

- Optional fold-down tray is available on left side of recliner as seated; not available on drop-arm model
- Tray is 16" D x 14" W; 2¼" in stored/down position



#### UTILITY HOOK

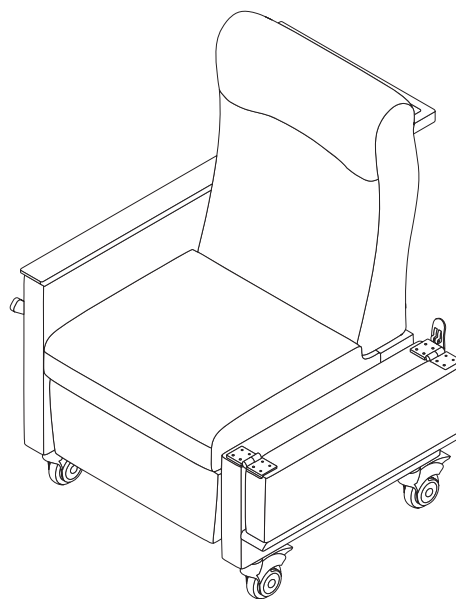
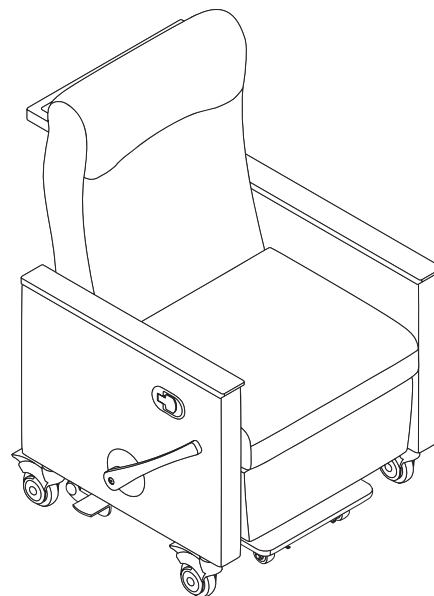
- Utility hook on left side of recliner is available as an option on models without a drop arm

#### TRENDELENBURG

- Trendelenburg models allow feet to be higher than head; paddles are located on the right side of the chair as seated

#### CONTRASTING FABRICS

- Contrasting fabric may be specified on back, base/seat, and arms



**SURFACE MATERIALS**

See the Kimball Hospitality Surface Materials Reference Guide at [kimballhospitality.com](http://kimballhospitality.com) for a complete overview of our materials program, including:

- Characteristics of wood
- Special wood finishes
- Customer specified laminate (CSL)
- Customer specified paint (CSP)
- Fabric application and colorways
- Customer's own material (COM) process overview
- Alliance program

**ALLIANCE FABRIC PROGRAM**

Kimball Hospitality has analyzed each model to most accurately reflect the COM/COL yardage requirements shown on page 309.

The yardage requirement for each model is based on 54" wide fabric and cutting the fabric up the roll.

If repeat is larger than 18", contact Customer Service to confirm the correct amount of yardage required. When ordering 10 or more chairs in the same COM, yardage requirements may be reduced.

Contact Customer Service.

**PRICE GRADES A-R**

See Surface Materials at [www.kimballhospitality.com](http://www.kimballhospitality.com) for a wide variety of graded-in fabrics from Arc-Com, Carnegie, CF Stinson, Designtex, Maharam, Mayer, Momentum, and Ultrafabrics.

**FABRIC SAMPLES**

If you need samples for presentation(s), contact our alliance partners directly at:

Arc-Com	800.223.5466	<a href="http://arc-com.com">arc-com.com</a>
Carnegie	800.727.6770	<a href="http://carnegiefabrics.com">carnegiefabrics.com</a>
CF Stinson	800.841.6279	<a href="http://cfstinson.com">cfstinson.com</a>
Designtex	800.221.1540	<a href="http://designtex.com">designtex.com</a>
Maharam	800.645.3943	<a href="http://maharam.com">maharam.com</a>
Mayer	800.428.4415	<a href="http://mayerfabrics.com">mayerfabrics.com</a>
Momentum	800.366.6839	<a href="http://memosamples.com">memosamples.com</a>
Ultrafabrics	877.309.6648	<a href="http://ultrafabricsllc.com">ultrafabricsllc.com</a>

**FOLD-DOWN TRAY**

**3D LAMINATE**

CO	Canyon
DF	Driftwood
MH	Mocha
YO	Monterey
NW	Tuscan

**ARM CAPS**

**POLYURETHANE**

462	Cinder
-----	--------

**SOLID SURFACE**

**STANDARD**

7101	Bisque
405	Designer White

**PREMIUM\***

467	Carbon Concrete
468	Neutral Concrete
464	Peace Grey
469	Weathered Concrete

**EOS\***

495	EOS <sup>CU</sup> Beige
496	EOS <sup>CU</sup> Grey

\*\$892 Upcharge applies

\*\$490 Upcharge applies

**WOOD**

BZ	Brazilwood	MH	Mocha
CO	Canyon	YO	Monterey
CI	Chai	PC	Porcini
CC	Cordoba	PB	Portobello
DF	Driftwood	792	Sable
KN	Kona	NW	Tuscan
MW	Midtown	WL	Willow

IMPORTANT: Hardwood finishes on seating are complementary to veneer finishes on casegoods and tables, but may not be a direct match due to the difference in substrates

Contact Customer Service for more information

**MOISTURE BARRIER**

X	No Moisture Barrier
MB1	Seat (\$154 upcharge)
MB2	Seat and Back (\$270 upcharge)

**TRAY (OMIT FOR NO TRAY)**

MT	Fold-Down Tray (\$348 upcharge)
----	---------------------------------

**PULL OUT FOOTREST**

Y	Yes (\$458 upcharge)
N	No

**PUSH BAR**

Y	Yes (\$183 upcharge)
N	No

**UTILITY HOOK ON LEFT**

Y	Yes (\$183 upcharge)
N	No

**BUMP GUARD**

Y	Yes (\$47 upcharge)
N	No

## TO ORDER CONTRASTING FABRIC, SPECIFY

### GREER

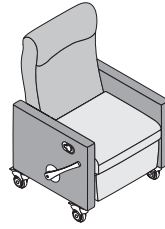
**Individual Locking Casters Recliners page 301**

**Individual Locking Casters with Trendelenburg Adjustment Recliners page 303**

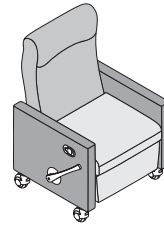
**Central Locking Casters Recliners page 305**

**Central Locking Casters with Trendelenburg Adjustment Recliners page 307**

1. Model Number plus "X"
2. Back Fabric Grade
3. Back Fabric Number
4. Base/Seat Fabric Grade
5. Base/Seat Fabric Number
6. Arms Fabric Grade
7. Arms Fabric Number
8. Arm Cap Designator
9. Moisture Barrier Optional for Seat or Seat and Back
10. Tray Option
11. Pull-out Footrest Option
12. Push Bar
13. Utility Hook on Left
14. Bump Guard



K49RILC



K49RCLC

**Individual Locking Casters with Drop Arm Recliners page 302**

**Individual Locking Casters with Trendelenburg Adjustment and Drop Arm Recliners page 304**

**Central Locking Casters with Drop Arm Recliners page 306**

**Central Locking Casters with Trendelenburg Adjustment and Drop Arm Recliners page 308**

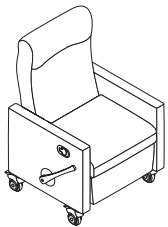
1. Model Number plus "X"
2. Back Fabric Grade
3. Back Fabric Number
4. Base/Seat Fabric Grade
5. Base/Seat Fabric Number
6. Arms Fabric Grade
7. Arms Fabric Number
8. Arm Cap Designator
9. Moisture Barrier Optional for Seat or Seat and Back
10. Pull-out Footrest Option
11. Push Bar
12. Bump Guard

**TO ORDER, SPECIFY:**

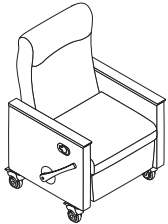
1. Model Number
2. Back Fabric Grade
3. Back Fabric Number
4. Base/Seat Fabric Grade
5. Base/Seat Fabric Number
6. Arms Fabric Grade
7. Arms Fabric Number
8. Arm Cap Designator (if applicable)
9. Moisture Barrier Optional for Seat or Seat and Back
10. Tray Option
11. Pull-out Footrest Option
12. Push Bar
13. Utility Hook on Left
14. Bump Guard

- See page 299 for Greer™ options
- See page 309 for COM fabric yardage

**INDIVIDUAL LOCKING CASTERS**



Without Arm Caps



With Arm Caps

**MODEL NO.**

**ALLIANCE PROGRAM PRICE GRADES**

		A	B	C	D	E	F	G	H	I
		J	K	L	M	N	O	P	Q	R
K49RILC	Without Arm Caps	\$ 3953	4165	4328	4497	4679	4890	5011	5241	5435
		5635	5955	6590	6995	7087	7165	7263	7359	7806
K49RILCACP	With Polyurethane Arm Caps	4145	4357	4520	4689	4871	5082	5203	5433	5627
		5827	6147	6782	7187	7279	7357	7455	7551	7998
K49RILCACW	With Wood Arm Caps	4356	4568	4731	4900	5082	5293	5414	5644	5838
		6038	6358	6993	7398	7490	7568	7666	7762	8209
K49RILCACS	With Solid Surface Arm Caps	5063	5275	5438	5607	5789	6000	6121	6351	6545
		6745	7065	7700	8105	8197	8275	8373	8469	8916

**DIMENSIONS**

Width	32	Seat Height	22	Arm Height w/out Arm Caps	26¼	Weight	160
Depth	28	Seat Depth	19½	Arm Height w/Arm Caps	27	Cubic Ft.	37.5
Height	46	Seat Width	23¾	Extended Length	68		

- Contrasting fabric option – specify X (i.e., K49RILCX); see page 300. For list pricing, use your electronic specification tool or contact customer service
- Grey, non-marking, individually locking, single-wheel casters for hard and soft surfaces
- Independent leg rest and back operation
- Built-in headrest
- Easy-to-use back recline and footrest release handles
- Arm caps, if applicable: polyurethane, beech wood, or solid surface
- Dimensions include 1½" for footrest lever on right as seated

## GREER PATIENT RECLINERS

### TO ORDER, SPECIFY:

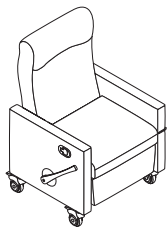
1. Model Number
2. Back Fabric Grade
3. Back Fabric Number
4. Base/Seat Fabric Grade
5. Base/Seat Fabric Number
6. Arms Fabric Grade
7. Arms Fabric Number
8. Arm Cap Designator (if applicable)
9. Moisture Barrier Optional for Seat or Seat and Back
10. Pull-out Footrest Option
11. Push Bar
12. Bump Guard

- See page 299 for Greer™ options
- See page 309 for COM fabric yardage

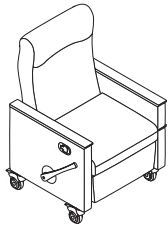
### INDIVIDUAL LOCKING CASTERS WITH DROP ARM

### MODEL NO.

### ALLIANCE PROGRAM PRICE GRADES



Without Arm Caps



With Arm Caps

			A	B	C	D	E	F	G	H	I
			J	K	L	M	N	O	P	Q	R
K49RILCDAL	Without Arm Caps	\$	4099	4311	4474	4643	4825	5036	5157	5387	5581
			5781	6101	6736	7141	7233	7311	7409	7505	7952
K49RILCACPDAL	With Polyurethane Arm Caps		4290	4502	4665	4834	5016	5227	5348	5578	5772
			5972	6292	6927	7332	7424	7502	7600	7696	8143
K49RILCACWDAL	With Wood Arm Caps		4502	4714	4877	5046	5228	5439	5560	5790	5984
			6184	6504	7139	7544	7636	7714	7812	7908	8355
K49RILCACSDAL	With Solid Surface Arm Caps		5210	5422	5585	5754	5936	6147	6268	6498	6692
			6892	7212	7847	8252	8344	8422	8520	8616	9063

### DIMENSIONS

Width	32	Seat Height	22	Arm Height w/out Arm Caps	26¼	Weight	160
Depth	28	Seat Depth	19½	Arm Height w/Arm Caps	27	Cubic Ft.	37.5
Height	46	Seat Width	23¾	Extended Length	68		

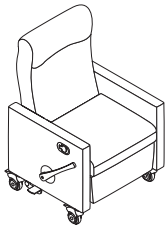
- Contrasting fabric option – specify X (i.e., K49RILCDALX); see page 300. For list pricing, use your electronic specification tool or contact customer service
- Grey, non-marking, individually locking, single-wheel casters for hard and soft surfaces
- Independent leg rest and back operation
- Easy-to-use back recline and footrest release handles
- Built-in headrest
- Drop arm with easy release for lateral patient transfer
- Arm caps, if applicable: polyurethane, beech wood, or solid surface
- Dimensions include 1½" for footrest lever on right as seated

**TO ORDER, SPECIFY:**

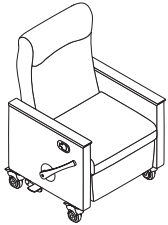
1. Model Number
2. Back Fabric Grade
3. Back Fabric Number
4. Base/Seat Fabric Grade
5. Base/Seat Fabric Number
6. Arms Fabric Grade
7. Arms Fabric Number
8. Arm Cap Designator (if applicable)
9. Moisture Barrier Optional for Seat or Seat and Back
10. Tray Option
11. Pull-out Footrest Option
12. Push Bar
13. Utility Hook on Left
14. Bump Guard

- See page 299 for Greer™ options
- See page 309 for COM fabric yardage

**INDIVIDUAL LOCKING CASTERS WITH TRENDELENBURG ADJUSTMENT**



Without Arm Caps



With Arm Caps

**MODEL NO.**

**ALLIANCE PROGRAM PRICE GRADES**

		A	B	C	D	E	F	G	H	I
		J	K	L	M	N	O	P	Q	R
K49RILCTB	Without Arm Caps	\$ 4261	4473	4636	4805	4987	5198	5319	5549	5743
		5943	6263	6898	7303	7395	7473	7571	7667	8114
K49RILCTBACP	With Polyurethane Arm Caps	4454	4666	4829	4998	5180	5391	5512	5742	5936
		6136	6456	7091	7496	7588	7666	7764	7860	8307
K49RILCTBACW	With Wood Arm Caps	4664	4876	5039	5208	5390	5601	5722	5952	6146
		6346	6666	7301	7706	7798	7876	7974	8070	8517
K49RILCTBACS	With Solid Surface Arm Caps	5372	5584	5747	5916	6098	6309	6430	6660	6854
		7054	7374	8009	8414	8506	8584	8682	8778	9225

**DIMENSIONS**

Width	33¾	Seat Height	22	Arm Height w/out Arm Caps	26¼	Weight	190
Depth	28	Seat Depth	19½	Arm Height w/Arm Caps	27	Cubic Ft.	37.5
Height	46	Seat Width	23¾	Extended Length	68		

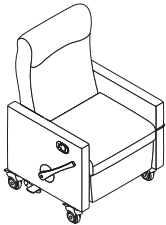
- Contrasting fabric option – specify X (i.e., K49RILCTBX); see page 300. For list pricing, use your electronic specification tool or contact customer service
- Grey, non-marking, individually locking, single-wheel casters for hard and soft surfaces
- Trendelenburg mechanism with foot pedal on right side
- Independent leg rest and back operation
- Easy-to-use back recline and leg rest release handles
- Built-in headrest
- Arm caps, if applicable: polyurethane, beech wood, or solid surface
- Dimensions include 3¼" for Trendelenburg foot pedal and footrest lever on right as seated

## GREER PATIENT RECLINERS

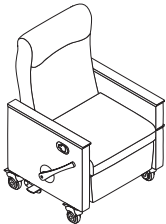
## TO ORDER, SPECIFY:

1. Model Number
2. Back Fabric Grade
3. Back Fabric Number
4. Base/Seat Fabric Grade
5. Base/Seat Fabric Number
6. Arms Fabric Grade
7. Arms Fabric Number
8. Arm Cap Designator (if applicable)
9. Moisture Barrier Optional for Seat or Seat and Back
10. Pull-out Footrest Option
11. Push Bar
12. Bump Guard

- See page 299 for Greer™ options
- See page 309 for COM fabric yardage

INDIVIDUAL LOCKING  
CASTERS WITH  
TRENDELENBURG  
ADJUSTMENT AND  
DROP ARM

Without Arm Caps



With Arm Caps

MODEL  
NO.

## ALLIANCE PROGRAM PRICE GRADES

			A	B	C	D	E	F	G	H	I
			J	K	L	M	N	O	P	Q	R
K49RILCTBDAL	Without Arm Caps	\$	4408	4620	4783	4952	5134	5345	5466	5696	5890
			6090	6410	7045	7450	7542	7620	7718	7814	8261
K49RILCTBACPDAL	With Polyurethane Arm Caps		4601	4813	4976	5145	5327	5538	5659	5889	6083
			6283	6603	7238	7643	7735	7813	7911	8007	8454
K49RILCTBACWDAL	With Wood Arm Caps		4811	5023	5186	5355	5537	5748	5869	6099	6293
			6493	6813	7448	7853	7945	8023	8121	8217	8664
K49RILCTBACSDAL	With Solid Surface Arm Caps		5519	5731	5894	6063	6245	6456	6577	6807	7001
			7201	7521	8156	8561	8653	8731	8829	8925	9372

## DIMENSIONS

Width	33¾	Seat Height	22	Arm Height w/out Arm Caps	26¾	Weight	190
Depth	28	Seat Depth	19½	Arm Height w/Arm Caps	27	Cubic Ft.	37.5
Height	46	Seat Width	23¾	Extended Length	68		

- Contrasting fabric option – specify X (i.e., K49RILCTBDALX); see page 300. For list pricing, use your electronic specification tool or contact customer service
- Grey, non-marking, individually locking, single-wheel casters for hard and soft surfaces
- Trendelenburg mechanism with foot pedal on right side
- Independent leg rest and back operation
- Easy-to-use back recline and leg rest release handles
- Built-in headrest
- Drop arm with easy release for lateral patient transfer
- Arm caps, if applicable: polyurethane, beech wood, or solid surface
- Dimensions include 3¾" for Trendelenburg foot pedal and footrest lever on right as seated

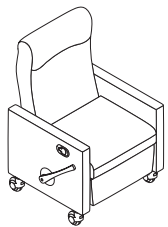


**TO ORDER, SPECIFY:**

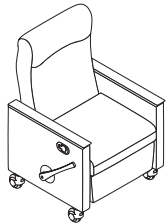
1. Model Number
2. Back Fabric Grade
3. Back Fabric Number
4. Base/Seat Fabric Grade
5. Base/Seat Fabric Number
6. Arms Fabric Grade
7. Arms Fabric Number
8. Arm Cap Designator (if applicable)
9. Moisture Barrier Optional for Seat or Seat and Back
10. Tray Option
11. Pull-out Footrest Option
12. Push Bar
13. Utility Hook on Left
14. Bump Guard

- See page 299 for Greer™ options
- See page 309 for COM fabric yardage

**CENTRAL LOCKING CASTERS**



Without Arm Caps



With Arm Caps

**MODEL NO.**

**ALLIANCE PROGRAM PRICE GRADES**

		A	B	C	D	E	F	G	H	I
		J	K	L	M	N	O	P	Q	R
K49RCLC	Without Arm Caps	\$ 5446	5658	5821	5990	6172	6383	6504	6734	6928
		7128	7448	8083	8488	8580	8658	8756	8852	9299
K49RCLCACP	With Polyurethane Arm Caps	5639	5851	6014	6183	6365	6576	6697	6927	7121
		7321	7641	8276	8681	8773	8851	8949	9045	9492
K49RCLCACW	With Wood Arm Caps	5850	6062	6225	6394	6576	6787	6908	7138	7332
		7532	7852	8487	8892	8984	9062	9160	9256	9703
K49RCLCACS	With Solid Surface Arm Caps	6557	6769	6932	7101	7283	7494	7615	7845	8039
		8239	8559	9194	9599	9691	9769	9867	9963	10410

**DIMENSIONS**

Width	35¼	Seat Height	22	Arm Height w/out Arm Caps	26¼	Weight	160
Depth	28	Seat Depth	19½	Arm Height w/Arm Caps	27	Cubic Ft.	37.5
Height	46	Seat Width	23¾	Extended Length	68		

- Contrasting fabric option – specify X (i.e., K49RCLCX); see page 300. For list pricing, use your electronic specification tool or contact customer service
- Grey, non-marking, central locking, single-wheel casters for hard and soft surfaces
- Independent leg rest and back operation
- Easy-to-use back recline and footrest release handles
- Built-in headrest
- Arm caps, if applicable: polyurethane, beech wood, or solid surface
- Dimensions include 1½" for footrest and 3¼" for central-locking brake on left as seated

## GREER PATIENT RECLINERS

### TO ORDER, SPECIFY:

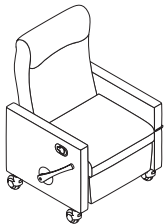
1. Model Number
2. Back Fabric Grade
3. Back Fabric Number
4. Base/Seat Fabric Grade
5. Base/Seat Fabric Number
6. Arms Fabric Grade
7. Arms Fabric Number
8. Arm Cap Designator (if applicable)
9. Moisture Barrier Optional for Seat or Seat and Back
10. Pull-out Footrest Option
11. Push Bar
12. Bump Guard

- See page 299 for Greer™ options
- See page 309 for COM fabric yardage

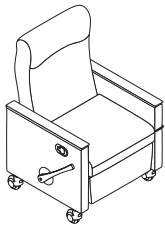
### CENTRAL LOCKING CASTERS WITH DROP ARM

### MODEL NO.

### ALLIANCE PROGRAM PRICE GRADES



Without Arm Caps



With Arm Caps

			A	B	C	D	E	F	G	H	I
			J	K	L	M	N	O	P	Q	R
K49RCLCDAL	Without Arm Caps	\$	5592	5804	5967	6136	6318	6529	6650	6880	7074
			7274	7594	8229	8634	8726	8804	8902	8998	9445
K49RCLCACPDAL	With Polyurethane Arm Caps		5786	5998	6161	6330	6512	6723	6844	7074	7268
			7468	7788	8423	8828	8920	8998	9096	9192	9639
K49RCLCACWDAL	With Wood Arm Caps		5996	6208	6371	6540	6722	6933	7054	7284	7478
			7678	7998	8633	9038	9130	9208	9306	9402	9849
K49RCLCACSDAL	With Solid Surface Arm Caps		6704	6916	7079	7248	7430	7641	7762	7992	8186
			8386	8706	9341	9746	9838	9916	10014	10110	10557

### DIMENSIONS

Width	35¼	Seat Height	22	Arm Height w/out Arm Caps	26¼	Weight	160
Depth	28	Seat Depth	19½	Arm Height w/Arm Caps	27	Cubic Ft.	37.5
Height	46	Seat Width	23¾	Extended Length	68		

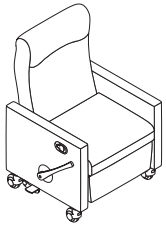
- Contrasting fabric option – specify X (i.e., K49RCLCDALX); see page 300. For list pricing, use your electronic specification tool or contact customer service
- Grey, non-marking, individually locking, single-wheel casters for hard and soft surfaces
- Independent leg rest and back operation
- Easy-to-use back recline and footrest release handles
- Built-in headrest
- Drop arm with easy release for lateral patient transfer
- Arm caps, if applicable: polyurethane, beech wood, or solid surface
- Dimensions include 1½" for footrest lever on right as seated and 3¼" for central-locking brake on left as seated

**TO ORDER, SPECIFY:**

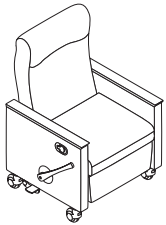
1. Model Number
2. Back Fabric Grade
3. Back Fabric Number
4. Base/Seat Fabric Grade
5. Base/Seat Fabric Number
6. Arms Fabric Grade
7. Arms Fabric Number
8. Arm Cap Designator (if applicable)
9. Moisture Barrier Optional for Seat or Seat and Back
10. Tray Option
11. Pull-out Footrest Option
12. Push Bar
13. Utility Hook on Left
14. Bump Guard

- See page 299 for Greer™ options
- See page 309 for COM fabric yardage

**CENTRAL LOCKING  
CASTERS WITH  
TRENDELENBURG  
ADJUSTMENT**



Without Arm Caps



With Arm Caps

**MODEL  
NO.**

**ALLIANCE PROGRAM PRICE GRADES**

			A	B	C	D	E	F	G	H	I
			J	K	L	M	N	O	P	Q	R
K49RCLCTB	Without Arm Caps	\$	5754	5966	6129	6298	6480	6691	6812	7042	7236
			7436	7756	8391	8796	8888	8966	9064	9160	9607
K49RCLCTBACP	With Polyurethane Arm Caps		5949	6161	6324	6493	6675	6886	7007	7237	7431
			7631	7951	8586	8991	9083	9161	9259	9355	9802
K49RCLCTBACW	With Wood Arm Caps		6158	6370	6533	6702	6884	7095	7216	7446	7640
			7840	8160	8795	9200	9292	9370	9468	9564	10011
K49RCLCTBACS	With Solid Surface Arm Caps		6867	7079	7242	7411	7593	7804	7925	8155	8349
			8549	8869	9504	9909	10001	10079	10177	10273	10720

**DIMENSIONS**

Width	37	Seat Height	22	Arm Height w/out Arm Caps	26¾	Weight	190
Depth	28	Seat Depth	19½	Arm Height w/Arm Caps	27	Cubic Ft.	37.5
Height	46	Seat Width	23¾	Extended Length	68		

- Contrasting fabric option – specify X (i.e., K49RCLCTBX); see page 300. For list pricing, use your electronic specification tool or contact customer service
- Grey, non-marking, central locking, single-wheel casters for hard and soft surfaces
- Trendelenburg mechanism with foot pedal on right side
- Independent leg rest and back operation
- Easy-to-use back recline and leg rest release handles
- Built-in headrest
- Arm caps, if applicable: polyurethane, beech wood, or solid surface
- Dimensions include 1½" for footrest lever on right as seated

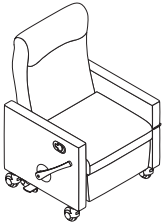
## GREER PATIENT RECLINERS

### TO ORDER, SPECIFY:

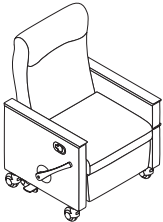
1. Model Number
2. Back Fabric Grade
3. Back Fabric Number
4. Base/Seat Fabric Grade
5. Base/Seat Fabric Number
6. Arms Fabric Grade
7. Arms Fabric Number
8. Arm Cap Designator (if applicable)
9. Moisture Barrier Optional for Seat or Seat and Back
10. Pull-out Footrest Option
11. Push Bar
12. Bump Guard

- See page 299 for Greer™ options
- See page 309 for COM fabric yardage

### CENTRAL LOCKING CASTERS WITH TRENDELENBURG ADJUSTMENT AND DROP ARM



Without Arm Caps



With Arm Caps

### MODEL NO.

### ALLIANCE PROGRAM PRICE GRADES

			A	B	C	D	E	F	G	H	I
			J	K	L	M	N	O	P	Q	R
K49RCLCTBDAL	Without Arm Caps	\$	5901	6113	6276	6445	6627	6838	6959	7189	7383
			7583	7903	8538	8943	9035	9113	9211	9307	9754
K49RCLCTBACPDAL	With Polyurethane Arm Caps		6095	6307	6470	6639	6821	7032	7153	7383	7577
			7777	8097	8732	9137	9229	9307	9405	9501	9948
K49RCLCTBACWDAL	With Wood Arm Caps		6305	6517	6680	6849	7031	7242	7363	7593	7787
			7987	8307	8942	9347	9439	9517	9615	9711	10158
K49RCLCTBACSDAL	With Solid Surface Arm Caps		7013	7225	7388	7557	7739	7950	8071	8301	8495
			8695	9015	9650	10055	10147	10225	10323	10419	10866

### DIMENSIONS

Width	37	Seat Height	22	Arm Height w/out Arm Caps	26¼	Weight	190
Depth	28	Seat Depth	19½	Arm Height w/Arm Caps	27	Cubic Ft.	37.5
Height	46	Seat Width	23¾	Extended Length	68		

- Contrasting fabric option – specify X (i.e., K49RCLCTBDALX); see page 300. For list pricing, use your electronic specification tool or contact customer service
- Grey, non-marking, central locking, single-wheel casters for hard and soft surfaces
- Trendelenburg mechanism with foot pedal on right side
- Independent leg rest and back operation
- Easy-to-use back recline and leg rest release handles
- Built-in headrest
- Drop arm with easy release for lateral patient transfer
- Arm caps, if applicable: polyurethane, beech wood, or solid surface

## COM YARDAGE REQUIREMENTS

### COM YARDAGE REQUIREMENTS (54" WIDTH – CUT UP THE ROLL)

MODEL	RAILROADED Contact customer service 800-634-9510 for ydg requirements	NON DIRECTIONAL OR SOLID	1"-4" REPEAT	5"-11" REPEAT	12"-18" REPEAT	COL SQUARE FEET
			4" VERTICAL X 4" HORIZONTAL	11" VERTICAL X 11" HORIZONTAL	18" VERTICAL X 18" HORIZONTAL	
K49RILC, K49RILCACP, K49RILCACW, K49RILCACS	Entire Unit	4.40	7.50	9.00	9.00	88.6
	Back	1.90	3.00	4.00	5.50	38.8
	Seat & Base	1.30	2.00	2.50	3.00	26.6
	Arms	2.80	3.30	4.20	4.50	55.3
K49RILCDAL, K49RILCACWDAL, K49RILCACPDAL, K49RILCACSDAL	Entire Unit	4.60	7.50	9.00	9.50	90.8
	Back	1.90	3.00	4.00	4.00	38.7
	Seat & Base	1.30	2.00	2.50	3.00	26.6
	Arms	2.80	3.30	4.00	5.50	55.3
K49RILCTB, K49RILCTBACP, K49RILCTBACW, K49RILCTBACS	Entire Unit	4.40	7.50	9.00	9.00	88.6
	Back	1.90	3.00	4.00	5.50	38.8
	Seat & Base	1.30	2.00	2.50	3.00	26.6
	Arms	2.80	3.30	4.20	4.50	55.3
K49RILCTBDAL, K49RILCTBACPDAL, K49RILCTBACWDAL, K49RILCTBACSDAL	Entire Unit	4.60	7.50	9.00	9.50	90.8
	Back	1.90	3.00	4.00	4.00	38.7
	Seat & Base	1.30	2.00	2.50	3.00	26.6
	Arms	2.80	3.30	4.00	5.50	55.3
K49RCLC, K49RCLCACP, K49RCLCACW, K49RCLCACS	Entire Unit	4.40	7.50	9.00	9.00	88.6
	Back	1.90	3.00	4.00	5.50	38.8
	Seat & Base	1.30	2.00	2.50	3.00	26.6
	Arms	2.80	3.30	4.20	4.50	55.3
K49RCLCDAL, K49RCLCACPDAL, K49RCLCACWDAL, K49RCLCACSDAL	Entire Unit	4.60	7.50	9.00	9.50	90.8
	Back	1.90	3.00	4.00	4.00	38.7
	Seat & Base	1.30	2.00	2.50	3.00	26.6
	Arms	2.80	3.30	4.00	5.50	55.3
K49RCLCTB, K49RCLCTBACP, K49RCLCTBACW, K49RCLCTBACS	Entire Unit	4.40	7.50	9.00	9.00	88.6
	Back	1.90	3.00	4.00	5.50	38.8
	Seat & Base	1.30	2.00	2.50	3.00	26.6
	Arms	2.80	3.30	4.20	4.50	55.3
K49RCLCTBDAL, K49RCLCTBACPDAL, K49RCLCTBACWDAL, K49RCLCTBACSDAL	Entire Unit	4.60	7.50	9.00	9.50	90.8
	Back	1.90	3.00	4.00	4.00	38.7
	Seat & Base	1.30	2.00	2.50	3.00	26.6
	Arms	2.80	3.30	4.00	5.50	55.3

## GREER PATIENT RECLINERS

---