

---

# Weli

Product Specifications	704
Fabrics and Options	705
Contrasting Fabrics Specifications	706
Product Pages	707
COM Yardage Requirements	715

## WELI PRODUCT SPECIFICATIONS

### SEAT CONSTRUCTION

- 2 $\frac{3}{8}$ " of high grade polyurethane foam covers a plywood seat panel
- Easy clean wipe out feature

### FULLY UPHOLSTERED BACK CONSTRUCTION

- 2" of high grade polyurethane foam covers a plywood back panel

### FRAME CONSTRUCTION

#### Guest Seating

- Frame is made from  $\frac{3}{4}$ " x 1 $\frac{1}{2}$ " 16-gauge rectangular tube steel
- End frames are joined with inert gas (MIG) welds
- All chairs meet 750 lb. weight capacity
- Wall saving design feature

#### Lounge

- Interior frame is constructed of plywood tenon joints that are glued and stapled for maximum joint stability
- The legs are screwed directly to the bottom panel of the arm
- All chairs meet 750 lb. weight capacity
- Wall saving design feature

### CONTRASTING FABRIC

- Contrasting fabric available on all models

### ARM CAPS

- Protective polyurethane is standard on all poly arm models; available in Cinder and Concrete
- Solid Surface is standard on all solid surface arm models; available in 9 colors

### GLIDES

- Legs feature a 1" adjustable leveling glide
- Soft glides are available for an additional upcharge

### FINISHES

- Cinder, Platinum Metallic, Satin Nickel Metallic, Concrete and Iron frames are finished with an electrostatic baked-on powder coat
- Can be cleaned with a damp cloth

## TABLES

### FRAME CONSTRUCTION

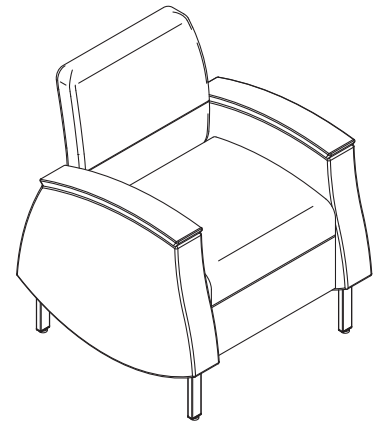
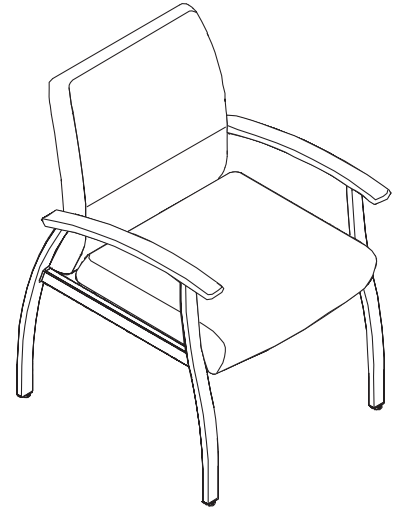
- Table frame is made from  $\frac{7}{8}$ " x 1 $\frac{1}{4}$ " 16-gauge elliptical tubular steel
- Cross members are made from  $\frac{7}{8}$ " 16-gauge round tubular steel
- Cross members are joined to the U-bent side members with metal inert gas (MIG) welds

### TOPS

- Laminate models feature a 1 $\frac{1}{4}$ " laminate (HPL) top
- Solid Surface models available in Grades A, B, and C

### POWER AND USB GROMMET – Lounge only

- Power grommets available; specify cutout option and order electrical grommet model separately
- See page 90 for details and pricing



## SURFACE MATERIALS

See the Kimball Hospitality Surface Materials Reference Guide at [kimballhospitality.com](http://kimballhospitality.com) for a complete overview of our materials program, including:

- Characteristics of wood
- Special wood finishes
- Customer-specified laminate (CSL)
- Customer-specified paint (CSP)
- Fabric application and colorways
- Customer's own material (COM) process overview
- Alliance program

### ALLIANCE FABRIC PROGRAM

Kimball Hospitality has analyzed each model to most accurately reflect the COM/COL yardage requirements shown on page 715.

The yardage requirement for each model is based on 54" W fabric and cutting the fabric up the roll.

If repeat is larger than 18", contact Customer Service to confirm the correct amount of yardage required. When ordering 10 or more chairs in the same COM, yardage requirements may be reduced.

Contact Customer Service.

### PRICE GRADES A-R

See Surface Materials at [www.kimballhospitality.com](http://www.kimballhospitality.com) for a wide variety of graded-in fabrics from Arc-Com, CF Stinson, Designtex, Maharam, Momentum, and Ultrafabrics.

### FABRIC SAMPLES

If you need samples for presentation(s), contact our alliance partners directly at:

Arc-Com	800.223.5466	<a href="http://arc-com.com">arc-com.com</a>
Designtex	800.221.1540	<a href="http://designtex.com">designtex.com</a>
CF Stinson	800.841.6279	<a href="http://cfstinson.com">cfstinson.com</a>
Maharam	800.645.3943	<a href="http://maharam.com">maharam.com</a>
Momentum	800.366.6839	<a href="http://memosamples.com">memosamples.com</a>
Ultrafabrics	877.309.6648	<a href="http://ultrafabricsllc.com">ultrafabricsllc.com</a>

## LAMINATES

AC2	Autumn 2	NM	Natural
AD	Almond	PB	Portobello
BZ	Brazilwood	PC	Porcini
CI	Chai	PT	Portico
CL	Caramel	SK	Skyline
CW	Cordovan	SM	Sonoma
DW	Judicial	TF	Truffle
HN2	Honey 2	WL	Willow
IM	Brighton	405	Designer White
KN	Kona	462	Cinder
MC	Amber	792	Sable
MH	Mocha	793	Acorn*

\*Acorn is the finish and laminate complement to Clear Walnut finish

## MOISTURE BARRIER

(\$120 upcharge per seat location)

X	No Moisture Barrier
MBS1	Moisture Barrier, 1 Seat
MBS2	Moisture Barrier, 2 Seat
MBS3	Moisture Barrier, 3 Seat

## POLYURETHANE ARM CAP

423	Concrete
462	Cinder

## GALLERY LAMINATE

Grade 1 – 5% upcharge	
G1001	Citadel
G1011	Pepperdust
Grade 2 – 6% upcharge	
G1002	Planked Raw Oak
G1003	Evening Notte
G1004	Kirsche
G1005	Midnight Run
G1006	Sepia Walnut
G1007	Serotina
G1008	Timeless
G1009	White Nebbia
G1012	Phantom Ecrú

See page 20 for Gallery program details and upcharges

## FRAME COLOR

423	Concrete
462	Cinder
463	Iron
501	Platinum Metallic
503	Satin Nickel Metallic

## GLIDES

STD	Standard
C66	Soft (add \$32 list)

## POWER/USB GROMMET CUTOUT OPTIONS – Lounge Only

If no grommet cutout is desired, specify an X (No Grommet)

\$25 list upcharge per cutout

CUT-G35L	Left
CUT-G35R	Right
CUT-G35LR	Left & Right
CUT-G35C	Center
CUT-G35A	Left, Right, & Center

Grommets sold separately; reference page 90 for model numbers and pricing.

## SOLID SURFACE COLORS

7101	Bisque (Grade A)
7201	Glacier White (Grade A)
7202	Canyon (Grade B)
7203	Designer White (Grade B)
7204	Silt (Grade B)
7301	Concrete (Grade C)
7302	Deep Night Sky (Grade C)
7303	Deep Nocturne (Grade C)

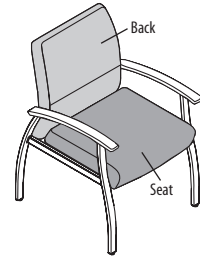
## TO ORDER CONTRASTING FABRIC, SPECIFY

### WELI

- 21" Guest Chair page 707
- 27" Guest Chair page 707
- 32" Guest Chair page 708
- 21" Easy Access Chair page 709
- 27" Easy Access Chair page 709
- 21" Patient Chair page 709
- 27" Patient Chair page 710
- 32" Patient Chair page 710
- 21" Rocker page 711
- 27" Rocker page 711
- 32" Rocker page 711

\*Contrasting locations standard on all models

1. Model Number plus "X"
2. Back Fabric Grade Number/Cover Number
3. Seat Fabric Grade Number/Cover Number
4. Moisture Barrier
5. Arm Cap (when applicable)
6. Frame Color
7. Glides

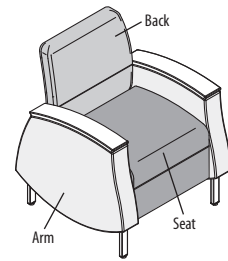


### WELI LOUNGE

- 1 Seat Lounge page 712
- 1 Seat Patient Lounge page 712
- 2 Seat Lounge page 712
- 3 Seat Lounge page 712
- 2 Seat Bench page 713
- 3 Seat Bench page 713
- Ottoman page 713

\*Contrasting locations standard on all models

1. Model Number plus "X"
2. Back Fabric Grade Number/Cover Number
3. Seat Fabric Grade Number/Cover Number
4. Arm Fabric Grade Number/Cover Number
5. Moisture Barrier
6. Grommet Cutout
7. Arm Cap (when applicable)
8. Frame Color
9. Glides

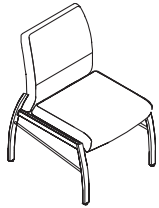


**TO ORDER, SPECIFY:**

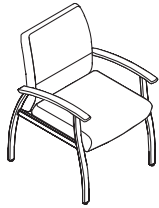
1. Model Number
2. Fabric Grade Number
3. Fabric Grade Cover
4. Moisture Barrier
5. Arm Cap (when applicable)
6. Frame Color
7. Glides

- See page 705 for Weli options
- See page 715 for COM fabric yardage

**21" GUEST CHAIR**



Armless



Arm

**MODEL NO.**

**ALLIANCE PROGRAM PRICE GRADES**

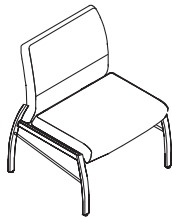
			A	B	C	D	E	F	G	H	I
			J	K	L	M	N	O	P	Q	R
N81GAM	Armless	\$	1349	1392	1425	1461	1500	1542	1575	1619	1662
			1704	1772	1907	1991	2034	2079	2123	2166	2208
N81GAAY	Arms, Poly		1372	1415	1448	1484	1523	1565	1598	1642	1685
			1727	1795	1930	2014	2057	2102	2146	2189	2231
N81GAAS	Arms, Gr A Solid Surface		1769	1812	1845	1881	1920	1962	1995	2039	2082
			2124	2192	2327	2411	2454	2499	2543	2586	2628

**DIMENSIONS**


Armless Width	24	Seat Height	19	Arm Height	25¾	Weight	42
Arm Width	24½	Seat Depth	19	Back Height	36¾	Arm Weight	47
Depth	27	Seat Width	21	Back Width	21	Cubic Ft.	21.1
Height	36¾						

- Contrasting fabric option - specify X; see page 706. For list pricing, use your electronic specification tool or contact customer service
- Solid surface available in Grades A, B, C. For Grades B and C list pricing, use your electronic specification tool or contact customer service
- Soft glide option available

**27" GUEST CHAIR**



Armless



Arm

			A	B	C	D	E	F	G	H	I
			J	K	L	M	N	O	P	Q	R
N81GBM	Armless	\$	1651	1723	1778	1838	1903	1973	2028	2101	2173
			2243	2356	2581	2721	2793	2868	2941	3013	3083
N81GBAY	Arms, Poly		1678	1750	1805	1865	1930	2000	2055	2128	2200
			2270	2383	2608	2748	2820	2895	2968	3040	3110
N81GBAS	Arms, Gr A Solid Surface		2076	2148	2203	2263	2328	2398	2453	2526	2598
			2668	2781	3006	3146	3218	3293	3366	3438	3508

**DIMENSIONS**

Armless Width	30	Seat Height	19	Arm Height	25¾	Weight	48
Arm Width	30½	Seat Depth	19	Back Height	36¾	Arm Weight	53
Depth	27	Seat Width	27	Back Width	27	Cubic Ft.	25.5
Height	36¾						

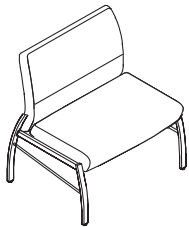
- Contrasting fabric option - specify X; see page 706. For list pricing, use your electronic specification tool or contact customer service
- Solid surface available in Grades A, B, C. For Grades B and C list pricing, use your electronic specification tool or contact customer service
- Soft glide option available

**TO ORDER, SPECIFY:**

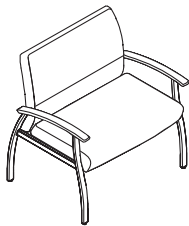
1. Model Number
2. Fabric Grade Number
3. Fabric Grade Cover
4. Moisture Barrier
5. Arm Cap (when applicable)
6. Frame Color
7. Glides

- See page 705 for Weli options
- See page 715 for COM fabric yardage

**32" GUEST CHAIR**



Armless



Arm

**MODEL NO.**

**ALLIANCE PROGRAM PRICE GRADES**

		A	B	C	D	E	F	G	H	I
		J	K	L	M	N	O	P	Q	R
N81GCM	Armless	\$ 1907	1979	2034	2094	2159	2229	2284	2357	2429
		2499	2612	2837	2977	3049	3124	3197	3269	3339
N81GCAY	Arms, Poly	1939	2011	2066	2126	2191	2261	2316	2389	2461
		2531	2644	2869	3009	3081	3156	3229	3301	3371
N81GCAS	Arms, Gr A Solid Surface	2336	2408	2463	2523	2588	2658	2713	2786	2858
		2928	3041	3266	3406	3478	3553	3626	3698	3768

**DIMENSIONS**

Armless Width	35	Seat Height	19	Arm Height	25¼	Weight	54
Arm Width	35½	Seat Depth	19	Back Height	36¼	Arm Weight	59
Depth	27	Seat Width	32	Back Width	32	Cubic Ft.	29.1
Height	36¼						

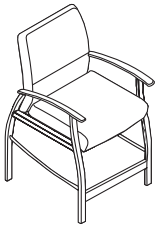
- Contrasting fabric option - specify X; see page 706. For list pricing, use your electronic specification tool or contact customer service
- Solid surface available in Grades A, B, C. For Grades B and C list pricing, use your electronic specification tool or contact customer service
- Soft glide option available

**TO ORDER, SPECIFY:**

1. Model Number
2. Fabric Grade Number
3. Fabric Grade Cover
4. Moisture Barrier
5. Arm Cap (when applicable)
6. Frame Color
7. Glides

- See page 705 for Weli options
- See page 715 for COM fabric yardage

**21" EASY ACCESS CHAIR**



**MODEL NO.**

**ALLIANCE PROGRAM PRICE GRADES**

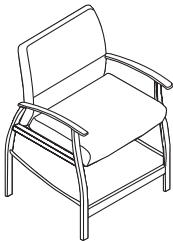
		A	B	C	D	E	F	G	H	I
		J	K	L	M	N	O	P	Q	R
N81HAAY	Arms, Poly	\$ 2115	2158	2191	2227	2266	2308	2341	2385	2428
		2470	2538	2673	2757	2800	2845	2889	2932	2974
N81HAAS	Arms, Gr A Solid Surface	2512	2555	2588	2624	2663	2705	2738	2782	2825
		2867	2935	3070	3154	3197	3242	3286	3329	3371

**DIMENSIONS**

Width	24	Seat Height	25½	Arm Height	31¾	Weight	55
Depth	27	Seat Depth	19	Back Height	42¼	Cubic Ft.	24.3
Height	42¼	Seat Width	21	Back Width	21		

- Contrasting fabric option - specify X; see page 706. For list pricing, use your electronic specification tool or contact customer service
- Solid surface available in Grades A, B, C. For Grades B and C list pricing, use your electronic specification tool or contact customer service
- Soft glide option available

**27" EASY ACCESS CHAIR**



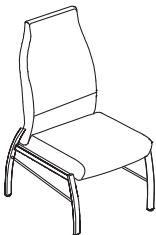
		A	B	C	D	E	F	G	H	I
		J	K	L	M	N	O	P	Q	R
N81HBAY	Arms, Poly	\$ 2389	2461	2516	2576	2641	2711	2766	2839	2911
		2981	3094	3319	3459	3531	3606	3679	3751	3821
N81HBAS	Arms, Gr A Solid Surface	2787	2859	2914	2974	3039	3109	3164	3237	3309
		3379	3492	3717	3857	3929	4004	4077	4149	4219

**DIMENSIONS**

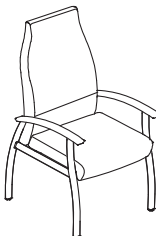
Width	30	Seat Height	25½	Arm Height	31¾	Weight	61
Depth	27	Seat Depth	19	Back Height	42¼	Cubic Ft.	29.3
Height	42¼	Seat Width	27	Back Width	27		

- Contrasting fabric option - specify X; see page 706. For list pricing, use your electronic specification tool or contact customer service
- Solid surface available in Grades A, B, C. For Grades B and C list pricing, use your electronic specification tool or contact customer service
- Soft glide option available

**21" PATIENT CHAIR**



Armless



Arm

		A	B	C	D	E	F	G	H	I
		J	K	L	M	N	O	P	Q	R
N81PAM	Armless	\$ 1647	1696	1734	1774	1819	1866	1904	1953	2002
		2050	2126	2279	2375	2424	2475	2524	2573	2621
N81PAAY	Arms, Poly	1670	1719	1757	1797	1842	1889	1927	1976	2025
		2073	2149	2302	2398	2447	2498	2547	2596	2644
N81PAAS	Arms, Gr A Solid Surface	2068	2117	2155	2195	2240	2287	2325	2374	2423
		2471	2547	2700	2796	2845	2896	2945	2994	3042

**DIMENSIONS**

Width	24	Seat Height	19	Arm Height	25¾	Armless Weight	46
Depth	27	Seat Depth	19	Back Height	45	Arm Weight	51
Height	45	Seat Width	21	Back Width	21	Cubic Ft.	25.9

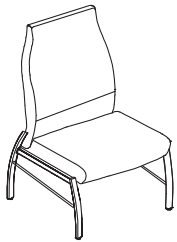
- Contrasting fabric option - specify X; see page 706. For list pricing, use your electronic specification tool or contact customer service
- Solid surface available in Grades A, B, C. For Grades B and C list pricing, use your electronic specification tool or contact customer service
- Soft glide option available

**TO ORDER, SPECIFY:**


1. Model Number
2. Fabric Grade Number
3. Fabric Grade Cover
4. Moisture Barrier
5. Arm Cap (when applicable)
6. Frame Color
7. Glides

- See page 705 for Weli options
- See page 715 for COM fabric yardage

**27" PATIENT CHAIR**



Armless



Arm

**MODEL NO.**

**ALLIANCE PROGRAM PRICE GRADES**

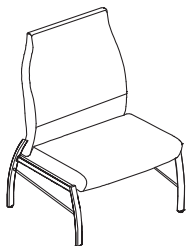
			A	B	C	D	E	F	G	H	I
			J	K	L	M	N	O	P	Q	R
N81PBM	Armless	\$	2003	2079	2136	2198	2266	2339	2396	2471	2547
			2619	2736	2970	3116	3191	3269	3345	3420	3493
N81PBAY	Arms, Poly		2030	2106	2163	2225	2293	2366	2423	2498	2574
			2646	2763	2997	3143	3218	3296	3372	3447	3520
N81PBAS	Arms, Gr A Solid Surface		2427	2503	2560	2622	2690	2763	2820	2895	2971
			3043	3160	3394	3540	3615	3693	3769	3844	3917

**DIMENSIONS**

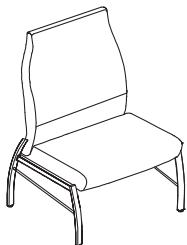
Width	30	Seat Height	19	Arm Height	25¾	Armless Weight	52
Depth	27	Seat Depth	19	Back Height	45	Arm Weight	57
Height	45	Seat Width	27	Back Width	27	Cubic Ft.	31.3

- Contrasting fabric option - specify X; see page 706. For list pricing, use your electronic specification tool or contact customer service
- Solid surface available in Grades A, B, C. For Grades B and C list pricing, use your electronic specification tool or contact customer service
- Soft glide option available

**32" PATIENT CHAIR**



Armless



Arm

			A	B	C	D	E	F	G	H	I
			J	K	L	M	N	O	P	Q	R
N81PCM	Armless	\$	2334	2421	2487	2559	2637	2721	2787	2874	2961
			3045	3180	3450	3618	3705	3795	3882	3969	4053
N81PCAY	Arms, Poly		2367	2454	2520	2592	2670	2754	2820	2907	2994
			3078	3213	3483	3651	3738	3828	3915	4002	4086
N81PCAS	Arms, Gr A Solid Surface		2764	2851	2917	2989	3067	3151	3217	3304	3391
			3475	3610	3880	4048	4135	4225	4312	4399	4483

**DIMENSIONS**

Width	35	Seat Height	19	Arm Height	25¾	Armless Weight	58
Depth	27	Seat Depth	19	Back Height	45	Arm Weight	63
Height	45	Seat Width	32	Back Width	32	Cubic Ft.	35.7

- Contrasting fabric option - specify X; see page 706. For list pricing, use your electronic specification tool or contact customer service
- Solid surface available in Grades A, B, C. For Grades B and C list pricing, use your electronic specification tool or contact customer service
- Soft glide option available

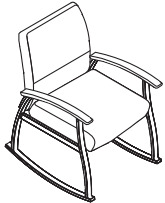


**TO ORDER, SPECIFY:**

1. Model Number
2. Fabric Grade Number
3. Fabric Grade Cover
4. Moisture Barrier
5. Arm Cap (when applicable)
6. Frame Color

- See page 705 for Weli options
- See page 715 for COM fabric yardage

**21" ROCKER**



**MODEL NO.**

**ALLIANCE PROGRAM PRICE GRADES**


		A	B	C	D	E	F	G	H	I	
		J	K	L	M	N	O	P	Q	R	
N81RAAY	Arms, Poly	\$ 2115	2158	2191	2227	2266	2308	2341	2385	2428	
		2470	2538	2673	2757	2800	2845	2889	2932	2974	
N81RAAS	Arms, Gr A Solid Surface	2512	2555	2588	2624	2663	2705	2738	2782	2825	
		2867	2935	3070	3154	3197	3242	3286	3329	3371	

**DIMENSIONS**

Width	24	Seat Height	18	Arm Height	25%	Weight	49
Depth	27	Seat Depth	19	Back Height	34%	Cubic Ft.	21.1
Height	34%	Seat Width	21	Back Width	27		

- Contrasting fabric option - specify X; see page 706. For list pricing, use your electronic specification tool or contact customer service
- Solid surface available in Grades A, B, C. For Grades B and C list pricing, use your electronic specification tool or contact customer service

**27" ROCKER**




		A	B	C	D	E	F	G	H	I	
		J	K	L	M	N	O	P	Q	R	
N81RBAY	Arms, Poly	\$ 2389	2461	2516	2576	2641	2711	2766	2839	2911	
		2981	3094	3319	3459	3531	3606	3679	3751	3821	
N81RBAS	Arms, Gr A Solid Surface	2787	2859	2914	2974	3039	3109	3164	3237	3309	
		3379	3492	3717	3857	3929	4004	4077	4149	4219	

**DIMENSIONS**

Width	30	Seat Height	18	Arm Height	25%	Weight	54
Depth	27	Seat Depth	19	Back Height	34%	Cubic Ft.	25.5
Height	34%	Seat Width	27	Back Width	27		

- Contrasting fabric option - specify X; see page 706. For list pricing, use your electronic specification tool or contact customer service
- Solid surface available in Grades A, B, C. For Grades B and C list pricing, use your electronic specification tool or contact customer service

**32" ROCKER**



		A	B	C	D	E	F	G	H	I	
		J	K	L	M	N	O	P	Q	R	
N81RCAY	Arms, Poly	\$ 2503	2575	2630	2690	2755	2825	2880	2953	3025	
		3095	3208	3433	3573	3645	3720	3793	3865	3935	
N81RCAS	Arms, Gr A Solid Surface	2901	2973	3028	3088	3153	3223	3278	3351	3423	
		3493	3606	3831	3971	4043	4118	4191	4263	4333	

**DIMENSIONS**

Width	35	Seat Height	18	Arm Height	25%	Weight	59
Depth	27	Seat Depth	19	Back Height	34%	Cubic Ft.	29.1
Height	34%	Seat Width	32	Back Width	32		

- Contrasting fabric option - specify X; see page 706. For list pricing, use your electronic specification tool or contact customer service
- Solid surface available in Grades A, B, C. For Grades B and C list pricing, use your electronic specification tool or contact customer service


# WELI

## TO ORDER, SPECIFY:

1. Model Number
2. Fabric Grade Number
3. Fabric Grade Cover
4. Moisture Barrier
5. Grommet Cutout
6. Arm Cap (when applicable)
7. Frame Color
8. Glides

- See page 705 for Weli options
- See page 715 for COM fabric yardage

### 1 SEAT LOUNGE



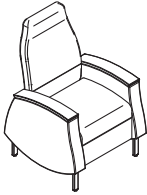
MODEL NO.			ALLIANCE PROGRAM PRICE GRADES								
			A	B	C	D	E	F	G	H	I
			J	K	L	M	N	O	P	Q	R
N81L1AAY	1 Seat Lounge, Poly Arms	\$	2317	2415	2490	2572	2660	2755	2830	2929	3027
			3123	3276	3582	3772	3871	3973	4071	4170	4265
N81L1AAS	1 Seat Lounge, Gr A Solid Surface		2715	2813	2888	2970	3058	3153	3228	3327	3425
			3521	3674	3980	4170	4269	4371	4469	4568	4663

#### DIMENSIONS

Width	29	Seat Height	19	Arm Height	25¼	Weight	84.4
Depth	29¾	Seat Depth	19	Back Height	35½	Cubic Ft.	21.0
Height	35½	Seat Width	21	Back Width	21		

• Solid surface available in Grades A, B, C. For Grades B and C list pricing, use your electronic specification tool or contact customer service

### 1 SEAT PATIENT LOUNGE




MODEL NO.			A	B	C	D	E	F	G	H	I
			J	K	L	M	N	O	P	Q	R
			N81LP1AAY	1 Seat Patient Lounge, Poly Arms	\$	2552	2662	2745	2837	2935	3042
	3452	3623			3965	4178	4288	4402	4512	4623	4729
N81LP1AAS	1 Seat Patient Lounge, Gr A Solid Surface		2949	3059	3142	3234	3332	3439	3522	3633	3743
			3849	4020	4362	4575	4685	4799	4909	5020	5126

#### DIMENSIONS

Width	29	Seat Height	19	Arm Height	25¼	Weight	95.5
Depth	29¾	Seat Depth	19	Back Height	44¼	Cubic Ft.	25.6
Height	44¼	Seat Width	21	Back Width	21		

• Solid surface available in Grades A, B, C. For Grades B and C list pricing, use your electronic specification tool or contact customer service

### 2 SEAT LOUNGE



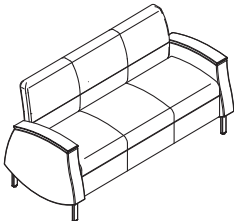
MODEL NO.			A	B	C	D	E	F	G	H	I
			J	K	L	M	N	O	P	Q	R
			N81L2AAY	2 Seat Lounge, Poly Arms	\$	3025	3161	3265	3377	3500	3631
	4139	4350			4773	5037	5173	5314	5450	5586	5718
N81L2AAS	2 Seat Lounge, Gr A Solid Surface		3421	3557	3661	3773	3896	4027	4131	4267	4403
			4535	4746	5169	5433	5569	5710	5846	5982	6114

#### DIMENSIONS

Width	50	Seat Height	19	Arm Height	25¼	Weight	122.8
Depth	29¾	Seat Depth	19	Back Height	35½	Cubic Ft.	35.5
Height	35½	Seat Width	42	Back Width	42		

• Solid surface available in Grades A, B, C. For Grades B and C list pricing, use your electronic specification tool or contact customer service

### 3 SEAT LOUNGE



MODEL NO.			A	B	C	D	E	F	G	H	I
			J	K	L	M	N	O	P	Q	R
			N81L3AAY	3 Seat Lounge, Poly Arms	\$	3800	3977	4111	4257	4416	4587
	5245	5520			6069	6411	6587	6770	6947	7124	7295
N81L3AAS	3 Seat Lounge, Gr A Solid Surface		4197	4374	4508	4654	4813	4984	5118	5295	5472
			5642	5917	6466	6808	6984	7167	7344	7521	7692

#### DIMENSIONS

Width	71	Seat Height	19	Arm Height	25¼	Weight	144.4
Depth	29¾	Seat Depth	19	Back Height	35½	Cubic Ft.	50.0
Height	35½	Seat Width	63	Back Width	63		

• Solid surface available in Grades A, B, C. For Grades B and C list pricing, use your electronic specification tool or contact customer service

#### ELECTRICAL KIT SPECIFICATION GUIDE

Large Model	Power Component Requirement
1 Seat	1 Power Infeed + Grommet
2 Seat (1 or 2 grommet)	1 Power Infeed + Grommet(s)
3 Seat (1 grommet)	1 Power Infeed + Grommet
3 Seat (2 or 3 grommets)	NACEL4KTA1 + Grommets

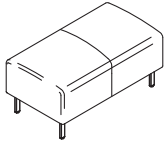
See page 90 for details and pricing

**TO ORDER, SPECIFY:**

1. Model Number
2. Fabric Grade Number
3. Fabric Grade Cover
4. Moisture Barrier
5. Grommet Cutout
6. Frame Color
7. Glides

- See page 705 for Weli options
- See page 715 for COM fabric yardage

**2 SEAT BENCH**



**MODEL NO.**

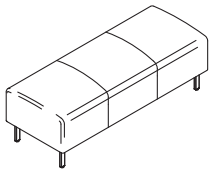
**ALLIANCE PROGRAM PRICE GRADES**

		A	B	C	D	E	F	G	H	I	
		J	K	L	M	N	O	P	Q	R	
N81B2M	2 Seat Bench	\$ 1449	1501	1540	1584	1630	1681	1720	1773	1825	
		1875	1956	2118	2219	2271	2325	2377	2430	2480	

**DIMENSIONS**

Width	42½	Seat Height	20	Weight	92.4
Depth	25	Seat Depth	20½	Cubic Ft.	17.5
Height	20½				

**3 SEAT BENCH**

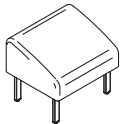


		A	B	C	D	E	F	G	H	I	
		J	K	L	M	N	O	P	Q	R	
N81B3M	3 Seat Bench	\$ 1963	2050	2116	2188	2266	2350	2416	2503	2590	
		2674	2809	3079	3247	3334	3424	3511	3598	3682	

**DIMENSIONS**

Width	63¾	Seat Height	20	Weight	103.5
Depth	25	Seat Depth	20½	Cubic Ft.	25.9
Height	20½				

**OTTOMAN**



		A	B	C	D	E	F	G	H	I	
		J	K	L	M	N	O	P	Q	R	
N81D1A	Ottoman	\$ 960	992	1016	1042	1071	1102	1126	1158	1190	
		1220	1270	1369	1431	1462	1495	1527	1559	1590	

**DIMENSIONS**

Width	21	Seat Height	20	Weight	25.1
Depth	18	Seat Depth	20½	Cubic Ft.	5.7
Height	18½				

# WELI

## TO ORDER, SPECIFY:

1. Model Number
2. Laminate/Solid Surface
3. Paint
4. Glides

• See page 705 for Weli options

### OVAL TABLE



#### MODEL NO.

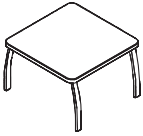
#### ALLIANCE PROGRAM PRICE GRADES

		GRADE A	GRADE B	GRADE C
N81T2448MGOL	24 x 48, Laminate	\$ 1917		
N81T2448MGOS	24 x 48, Solid Surface	3053	3285	3589

#### DIMENSIONS

Width	24	Laminate Weight	24
Depth	48	Solid Surface Weight	34
Height	16¼	Cubic Ft.	6.5

### FREESTANDING TABLE

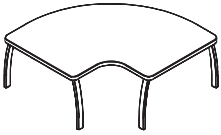


		GRADE A	GRADE B	GRADE C
N81T2424ENL	24 x 24, Laminate	\$ 1306		
N81T2424ENS	24 x 24, Solid Surface	2271	2393	2552

#### DIMENSIONS

Width	24½	Laminate Weight	24
Depth	25¼	Solid Surface Weight	34
Height	16¼	Cubic Ft.	3.6

### 90 DEGREE ROUNDED CORNER FREESTANDING TABLE



		GRADE A	GRADE B	GRADE C
N81T3636CNL	Laminate	\$ 1917		
N81T3636CNS	Solid Surface	3053	3337	3710

#### DIMENSIONS

Width	38½	Laminate Weight	35
Depth	38½	Solid Surface Weight	49
Height	16¼	Cubic Ft.	7.4

## COM YARDAGE REQUIREMENTS

### COM YARDAGE REQUIREMENTS (54" WIDTH – CUT UP THE ROLL)

MODEL	RAILROADED Contact customer service 800-634-9510 for ydg requirements	NON DIRECTIONAL OR SOLID	1"-4" REPEAT	5"-11" REPEAT	12"-18" REPEAT	COL SQUARE FEET
			4" VERTICAL X 4" HORIZONTAL	11" VERTICAL X 11" HORIZONTAL	18" VERTICAL X 18" HORIZONTAL	
N81GAAS, N81GAAY, N81GAM, N81HAAS, N81HAAY, N81RAAS, N81RAAY	Upholstery	1.50	1.90	3.20	4.70	27.3
N81GAASX, N81GAAYX, N81GAMX, N81HAASX, N81HAAYX, N81RAASX, N81RAAYX	Back Seat	1.00 1.00	1.40 1.20	2.30 1.80	2.90 2.70	17.9 17.9
N81PAAS, N81PAAY, N81PAM	Upholstery	1.70	2.40	3.70	4.70	32.2
N81PAASX, N81PAAYX, N81PAMX	Back Seat	1.20 1.00	1.70 1.20	2.80 1.80	3.30 2.70	22.2 17.9
N81GBAS, N81GBAY, N81GBM, N81HBAS, N81HBAY, N81RBAS, N81RBAY	Upholstery	2.50	2.80	3.50	4.70	47.7
N81GBASX, N81GBAYX, N81GBMX, N81HBASX, N81HBAYX, N81RBASX, N81RBAYX	Back Seat	1.60 1.00	1.70 1.30	2.40 1.70	2.90 2.70	30 17.9
N81PBAS, N81PBAY, N81PBM	Upholstery	2.60	3.30	4.10	4.70	50.1
N81PBASX, N81PBAYX, N81PBMX	Back Seat	1.80 1.00	2.30 1.30	3.10 1.70	3.40 2.70	32.2 17.9
N81ACES, N81ACEY, N81GCAS, N81GCAY, N81GCM, N81RCAS, N81RCAY	Upholstery	2.50	3.00	3.50	4.70	47.7
N81ACESX, N81ACEYX, N81GCASX, N81GCAYX, N81GCMX, N81RCASX, N81RCAYX	Back Seat	1.60 1.00	1.80 1.30	2.40 1.70	3.30 2.70	30.0 17.9
N81PCAS, N81PCAY, N81PCM	Upholstery	3.00	3.50	4.50	4.80	57.2
N81PCASX, N81PCAYX, N81PCM	Back Seat	2.10 1.00	2.50 1.30	3.10 1.70	3.80 2.70	39.4 17.9
N81LP1AAY	Complete	3.80	4.80	6.80	8.80	72.1
N81LP1AAYX	Back Seat Arms		2.00 1.10 2.70	2.50 1.90 3.80	3.80 2.20 4.40	25.6 17.3 42.2
N81L1AAY	Complete	3.40	4.60	6.00	7.40	66.0
N81L1AAYX	Back Seat Arms		1.70 1.10 2.70	2.10 1.90 3.80	3.00 3.20 4.40	23.3 17.3 42.2
N81L2AAY	Complete	4.70	5.50	9.10	11.90	90.9
N81L2AAYX	Back Seat Arms		2.50 1.60 2.70	3.90 3.20 3.80	6.00 4.70 4.40	38.3 26.1 42.2
N81L3AAY	Complete	6.10	7.60	10.50	11.00	118.5
N81L3AAYX	Back Seat Arms		3.40 2.20 2.70	4.80 3.50 3.80	5.40 4.20 4.40	18.2 38.9 42.2
N81D1A	Complete	1.20	1.30	1.50	2.70	20.1
N81B2M	Complete	1.80	2.00	4.10	4.80	32.8
N81B3M	Complete	2.70	2.90	4.10	6.30	51.6

