
Nate & Natty

| | |
|------------------------------------|-----|
| Product Specifications | 476 |
| Fabrics and Options | 477 |
| Contrasting Fabrics Specifications | 478 |
| Product Pages | 479 |
| COM Yardage Requirements | 482 |

NATE & NATTY PRODUCT SPECIFICATIONS

CONSTRUCTION

- Understructure on stools provides added strength and stability, as well as a footrest for the user

SEAT AND BACK

- Conference chairs feature a larger seat and back than side chairs and stools
- Side chairs and stools feature a smaller seat and back than conference chairs

CONTRASTING UPHOLSTERY

- Upholstery is applied to all models over molded foam back and slab seat foam assembly
- All models can be specified in one fabric or with a contrasting back and seat

DECORATIVE STITCHING

- Decorative stitching is standard
- Specify thread to be the closest match to upholstery or select a contrasting thread color

CONFERENCE CHAIRS WITH SWIVEL BASE

- Height-adjustable, low-profile, four-star, polished aluminum base
- Polished knee-tilt control with tilt lock
- Nylon glides with polished covers or hard 65mm black dual-wheel casters with a polished center are standard; soft casters are available (upcharge applies)
- Auto-return mechanism allows user to swivel up to 90° in either direction and returns to center when the user stands

SIDE CHAIRS WITH SWIVEL BASE

- Height-adjustable, low-profile, four-star, polished aluminum base
- Nylon glides with polished covers or hard 65mm black dual-wheel casters with a polished center are standard; soft casters are available (upcharge applies)
- Auto-return mechanism allows user to swivel up to 90° in either direction and returns to center when the user stands

SIDE CHAIRS WITH SPIDER BASE

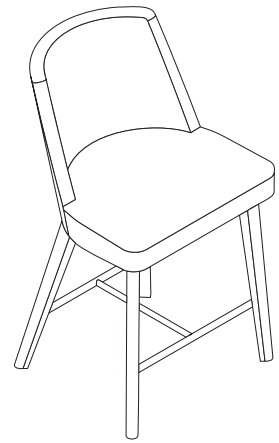
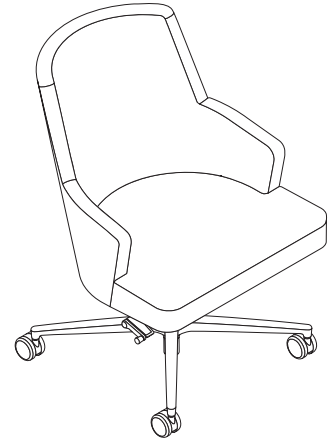
- High-profile polished aluminum base with auto-return mechanism
- Nylon glides with polished covers
- Desk height

SIDE CHAIRS AND STOOLS WITH WOOD LEGS

- Beech wood legs available in wood finishes
- Chrome footrest understructure on stools
- Nylon glides
- Available in desk, counter, or bar height

SIDE CHAIRS AND STOOLS WITH METAL LEGS

- Metal legs available in cinder or chrome
- Footrest understructure on stools matches finish selected for legs
- Black, nylon ball glides
- Available in desk, counter, or bar height



SURFACE MATERIALS

See the Kimball Hospitality Surface Materials Reference Guide at kimballhospitality.com for a complete overview of our materials program, including:

- Characteristics of wood
- Special wood finishes
- Customer specified laminate (CSL)
- Customer specified paint (CSP)
- Fabric application and colorways
- Customer's own material (COM) process overview
- Alliance program

ALLIANCE FABRIC PROGRAM

Kimball Hospitality has analyzed each model to most accurately reflect the COM/COL yardage requirements shown on page 482.

The yardage requirement for each model is based on 54" wide fabric and cutting the fabric up the roll.

If repeat is larger than 18", contact Customer Service to confirm the correct amount of yardage required. When ordering 10 or more chairs in the same COM, yardage requirements may be reduced.

Contact Customer Service.

PRICE GRADES A-R

See Surface Materials at www.kimballhospitality.com for a wide variety of graded-in fabrics from Arc-Com, Carnegie, CF Stinson, Designtex, Maharam, Mayer, Momentum, and Ultrafabrics.

FABRIC SAMPLES

If you need samples for presentation(s), contact our alliance partners directly at:

| | | |
|--------------|--------------|--|
| Arc-Com | 800.223.5466 | arc-com.com |
| Carnegie | 800.727.6770 | carnegiefabrics.com |
| CF Stinson | 800.841.6279 | cfstinson.com |
| Designtex | 800.221.1540 | designtex.com |
| Maharam | 800.645.3943 | maharam.com |
| Mayer | 800.428.4415 | mayerfabrics.com |
| Momentum | 800.366.6839 | memosamples.com |
| Ultrafabrics | 877.309.6648 | ultrafabricsllc.com |

WOOD FINISHES

PRICE GROUP 1

| | |
|-----|------------|
| AD | Almond |
| MC | Amber |
| BZ | Brazilwood |
| IM | Brighton |
| CO | Canyon |
| CI | Chai |
| CC | Cordoba |
| ES | Espresso |
| DF | Driftwood |
| TM | Huntington |
| KN | Kona |
| MW | Midtown |
| MH | Mocha |
| YO | Monterey |
| PC | Porcini |
| PB | Portobello |
| 792 | Sable |
| SC | Sedona |
| TW | Tribeca |
| NW | Tuscan |
| UW | Urban |
| WL | Willow |

IMPORTANT: Wood finishes applied to solid hardwood are complementary to the same wood finish applied to wood veneer, but not an exact match. Contact Customer Service for more information.

THREAD

| MATCH | CLOSEST MATCH |
|---------|---------------|
| WHITE | 721Q_WHITE |
| BLACK | 744Q_BLACK |
| RED | 757Q_RED |
| ORANGE | 755Q_ORANGE |
| GOLD | 763Q_LT BROWN |
| GREEN | 799Q_DK GREEN |
| DK JADE | 781Q_DK JADE |
| NAVY | 765Q_NAVY |
| BROWN | 793Q_SADDLE |

BASE FINISH

| | |
|-----|-------------------|
| 497 | Polished Aluminum |
|-----|-------------------|

GLIDES/CASTERS

| | |
|-----|--|
| C61 | 49mm nylon glides with polished cover |
| C62 | Hard 65mm polished/black dual wheel casters for use on carpet |
| C63 | Soft 65mm polished/black dual wheel for use on hard floors (\$37 upcharge) |

FOOTREST

| | |
|-----|--------|
| 490 | Chrome |
|-----|--------|

LEGS/FOOTREST

| | |
|-----|--------|
| 462 | Cinder |
| 490 | Chrome |

TO ORDER CONTRASTING FABRIC, SPECIFY

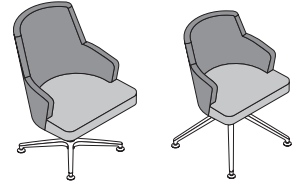
NATE & NATTY

Desk Height Conference Chair with Swivel Base page 479

Desk Height Side Chair with Swivel Base page 479

Desk Height Side Chair with Spider Base page 479

1. Model Number plus "X"
2. Back Upholstery Grade
3. Back Upholstery Number
4. Seat Upholstery Grade
5. Seat Upholstery Number
6. Decorative Stitching Thread Color
7. Base Finish
8. Glides/Casters



Contrasting Fabric may be specified on back and seat

Desk Height Side Chair with Wood Leg page 480

Counter Height Stool with Wood Leg page 480

Bar Height Stool with Wood Leg page 480

1. Model Number plus "X"
2. Back Upholstery Grade
3. Back Upholstery Number
4. Seat Upholstery Grade
5. Seat Upholstery Number
6. Decorative Stitching Thread Color
7. Legs Wood Finish Price Group
8. Legs Wood Finish Designator
9. Footrest (omit for chairs)

Desk Height Side Chair with Metal Leg page 481

Counter Height Stool with Metal Leg page 481

Bar Height Stool with Metal Leg page 481

1. Model Number plus "X"
2. Back Upholstery Grade
3. Back Upholstery Number
4. Seat Upholstery Grade
5. Seat Upholstery Number
6. Decorative Stitching Thread Color
7. Legs/Footrest Finish

TO ORDER, SPECIFY:

1. Model Number
2. Back Upholstery Grade
3. Back Upholstery Number
4. Seat Upholstery Grade
5. Seat Upholstery Number
6. Decorative Stitching Thread Color
7. Base Finish
8. Glides/Casters

- See page 477 for Nate & Natty options
- See page 482 for COM fabric yardage

DESK HEIGHT CONFERENCE CHAIR WITH SWIVEL BASE

MODEL NO. ALLIANCE PROGRAM PRICE GRADES



Armless

| | | | A | B | C | D | E | F | G | H | I |
|-------------|---------|----|------|------|------|------|------|------|------|------|------|
| | | | J | K | L | M | N | O | P | Q | R |
| K85CFXAHAKT | Armless | \$ | 2209 | 2289 | 2352 | 2414 | 2482 | 2562 | 2607 | 2694 | 2767 |
| | | | 2842 | 2962 | 3202 | 3354 | 3387 | 3417 | 3454 | 3489 | 3657 |
| K85CFUAHAKT | Arms | | 2442 | 2542 | 2620 | 2698 | 2782 | 2882 | 2938 | 3047 | 3138 |
| | | | 3231 | 3381 | 3681 | 3871 | 3911 | 3949 | 3996 | 4039 | 4248 |

DIMENSIONS

| | | | | | | |
|-------------|---------|-------------------------|-----|-----------------------|-------|-----------|
| Width | 25½ | Seat Width Front Edge | 25 | Arm Depth | 16 | Weight |
| Depth | 27½ | Seat Width Between Arms | 20½ | Arm Height from Floor | 24-28 | Cubic Ft. |
| Height | 35¼-39¼ | Seat Depth | 17¼ | Arm Height from Seat | 6½ | |
| Seat Height | 17½-21¼ | Back Height from Seat | 19 | Arm Width | 2½ | |

- Contrasting fabric option – specify X (i.e., K85CFXAHAKTX); see page 478. For list pricing, use your electronic specification tool or contact customer service
- Upholstered back, seat, and arms
- Height adjustable, four-star base with knee tilt control: polished aluminum
- Nylon glides with polished cover or hard 65mm polished/black dual wheel casters



Arms

DESK HEIGHT SIDE CHAIR WITH SWIVEL BASE

MODEL NO. ALLIANCE PROGRAM PRICE GRADES



Armless

| | | | A | B | C | D | E | F | G | H | I |
|--------------|---------|----|------|------|------|------|------|------|------|------|------|
| | | | J | K | L | M | N | O | P | Q | R |
| K85MPXAHA4SB | Armless | \$ | 1784 | 1846 | 1893 | 1941 | 1993 | 2055 | 2089 | 2156 | 2212 |
| | | | 2270 | 2362 | 2546 | 2663 | 2688 | 2711 | 2740 | 2767 | 2895 |
| K85MPUAHA4SB | Arms | | 1964 | 2039 | 2097 | 2156 | 2220 | 2295 | 2337 | 2419 | 2487 |
| | | | 2558 | 2671 | 2896 | 3039 | 3070 | 3098 | 3133 | 3167 | 3324 |

DIMENSIONS

| | | | | | | |
|-------------|---------|-------------------------|-----|-----------------------|--------|-----------|
| Width | 21½ | Seat Width Front Edge | 21½ | Arm Depth | 9 | Weight |
| Depth | 24½ | Seat Width Between Arms | 18½ | Arm Height from Floor | 23-27¼ | Cubic Ft. |
| Height | 29½-34¼ | Seat Depth | 17 | Arm Height from Seat | 7½ | |
| Seat Height | 16-20¾ | Back Height from Seat | 13¼ | Arm Width | 1¼ | |

- Contrasting fabric option – specify X (i.e., K85MPXAHA4SBX); see page 478. For list pricing, use your electronic specification tool or contact customer service
- Upholstered back, seat, and arms
- Height adjustable swivel base: polished aluminum
- Nylon glides with polished cover or hard 65mm polished/black dual wheel casters



Arms

DESK HEIGHT SIDE CHAIR WITH SPIDER BASE

MODEL NO. ALLIANCE PROGRAM PRICE GRADES



Armless

| | | | A | B | C | D | E | F | G | H | I |
|-----------|---------|----|------|------|------|------|------|------|------|------|------|
| | | | J | K | L | M | N | O | P | Q | R |
| K85SDXASB | Armless | \$ | 1867 | 1929 | 1976 | 2024 | 2076 | 2138 | 2172 | 2239 | 2295 |
| | | | 2353 | 2445 | 2629 | 2746 | 2771 | 2794 | 2823 | 2850 | 2978 |
| K85SDUASB | Arms | | 2047 | 2122 | 2180 | 2239 | 2303 | 2378 | 2420 | 2502 | 2570 |
| | | | 2641 | 2754 | 2979 | 3122 | 3153 | 3181 | 3216 | 3250 | 3407 |

DIMENSIONS

| | | | | | | |
|-------------|-----|-------------------------|-----|-----------------------|-----|-----------|
| Width | 21¼ | Seat Width Front Edge | 21½ | Arm Depth | 9 | Weight |
| Depth | 24½ | Seat Width Between Arms | 18½ | Arm Height from Floor | 25¼ | Cubic Ft. |
| Height | 32 | Seat Depth | 17 | Arm Height from Seat | 7½ | |
| Seat Height | 18¼ | Back Height from Seat | 13¼ | Arm Width | 1¼ | |

- Contrasting fabric option – specify X (i.e., K85SDXASBX); see page 478. For list pricing, use your electronic specification tool or contact customer service
- Upholstered back, seat, and arms
- Spider base with auto return: polished aluminum
- Nylon glides with polished cover



Arms

NATE & NATTY

TO ORDER, SPECIFY:

1. Model Number
2. Back Upholstery Grade
3. Back Upholstery Number
4. Seat Upholstery Grade
5. Seat Upholstery Number

6. Decorative Stitching Thread Color
7. Legs Wood Finish Price Group
8. Legs Wood Finish Designator
9. Footrest (omit for chairs)

- See page 477 for Nate & Natty options
- See page 482 for COM fabric yardage

DESK HEIGHT SIDE CHAIR WITH WOOD LEG



Armless



Arms

MODEL NO.

ALLIANCE PROGRAM PRICE GRADES

| | | | A | B | C | D | E | F | G | H | I |
|-----------|---------|----|------|------|------|------|------|------|------|------|------|
| | | | J | K | L | M | N | O | P | Q | R |
| K85SDXAWL | Armless | \$ | 1874 | 1936 | 1983 | 2031 | 2083 | 2145 | 2179 | 2246 | 2302 |
| | | | 2360 | 2452 | 2636 | 2753 | 2778 | 2801 | 2830 | 2857 | 2985 |
| K85SDUAWL | Arms | | 2054 | 2129 | 2187 | 2246 | 2310 | 2385 | 2427 | 2509 | 2577 |
| | | | 2648 | 2761 | 2986 | 3129 | 3160 | 3188 | 3223 | 3257 | 3414 |

DIMENSIONS

| | | | | | | |
|-------------|-----|-------------------------|-----|-----------------------|----|-----------|
| Width | 21¾ | Seat Width Front Edge | 21½ | Arm Depth | 9 | Weight |
| Depth | 22 | Seat Width Between Arms | 18½ | Arm Height from Floor | 24 | Cubic Ft. |
| Height | 31¾ | Seat Depth | 17 | Arm Height from Seat | 6 | |
| Seat Height | 18½ | Back Height from Seat | 13¾ | Arm Width | 1¾ | |

- Contrasting fabric option – specify X (i.e., K85SDXAWLX); see page 478. For list pricing, use your electronic specification tool or contact customer service
- Upholstered back, seat, and arms
- Four wood legs
- Nylon glides

COUNTER HEIGHT STOOL WITH WOOD LEG



Armless



Arms

| | | | A | B | C | D | E | F | G | H | I |
|-----------|---------|----|------|------|------|------|------|------|------|------|------|
| | | | J | K | L | M | N | O | P | Q | R |
| K85CSXAWL | Armless | \$ | 2086 | 2147 | 2193 | 2240 | 2290 | 2350 | 2384 | 2449 | 2504 |
| | | | 2560 | 2649 | 2829 | 2943 | 2967 | 2990 | 3018 | 3044 | 3169 |
| K85CSUAWL | Arms | | 2263 | 2335 | 2390 | 2447 | 2508 | 2580 | 2621 | 2699 | 2764 |
| | | | 2832 | 2940 | 3155 | 3293 | 3323 | 3349 | 3383 | 3415 | 3566 |

DIMENSIONS

| | | | | | | |
|-------------|-----|-------------------------|-----|-----------------------|-----|-----------|
| Width | 21¾ | Seat Width Front Edge | 21½ | Arm Depth | 9 | Weight |
| Depth | 22 | Seat Width Between Arms | 17 | Arm Height from Floor | 31¾ | Cubic Ft. |
| Height | 36 | Back Height from Seat | 12 | Arm Height from Seat | 7½ | |
| Seat Height | 24¾ | Foot Rail from Floor | 7¼ | Arm Width | 1¾ | |
| Seat Depth | 17 | Foot Rail from Seat | 18 | | | |

- Contrasting fabric option – specify X (i.e., K85CSXAWLX); see page 478. For list pricing, use your electronic specification tool or contact customer service
- Upholstered back, seat, and arms
- Four wood legs
- Chrome footrest understructure on stools
- Nylon glides

BAR HEIGHT STOOL WITH WOOD LEG



Armless



Arms

| | | | A | B | C | D | E | F | G | H | I |
|-----------|---------|----|------|------|------|------|------|------|------|------|------|
| | | | J | K | L | M | N | O | P | Q | R |
| K85BSXAWL | Armless | \$ | 2110 | 2171 | 2217 | 2264 | 2314 | 2374 | 2408 | 2473 | 2528 |
| | | | 2584 | 2673 | 2853 | 2967 | 2991 | 3014 | 3042 | 3068 | 3193 |
| K85BSUAWL | Arms | | 2288 | 2360 | 2415 | 2472 | 2533 | 2605 | 2646 | 2724 | 2789 |
| | | | 2857 | 2965 | 3180 | 3318 | 3348 | 3374 | 3408 | 3440 | 3591 |

DIMENSIONS

| | | | | | | |
|-------------|-----|-------------------------|-----|-----------------------|-----|-----------|
| Width | 21¾ | Seat Width Front Edge | 21½ | Arm Depth | 9 | Weight |
| Depth | 22 | Seat Width Between Arms | 17 | Arm Height from Floor | 37¾ | Cubic Ft. |
| Height | 42 | Back Height from Seat | 12 | Arm Height from Seat | 7½ | |
| Seat Height | 30¾ | Foot Rail from Floor | 13¾ | Arm Width | 1¾ | |
| Seat Depth | 17 | Foot Rail from Seat | 18 | | | |

- Contrasting fabric option – specify X (i.e., K85BSXAWLX); see page 478. For list pricing, use your electronic specification tool or contact customer service
- Upholstered back, seat, and arms
- Four wood legs
- Chrome footrest understructure on stools
- Nylon glides

TO ORDER, SPECIFY:

1. Model Number
2. Back Upholstery Grade
3. Back Upholstery Number
4. Seat Upholstery Grade
5. Seat Upholstery Number
6. Decorative Stitching Thread Color
7. Legs/Footrest Finish

- See page 477 for Nate & Natty options
- See page 482 for COM fabric yardage

DESK HEIGHT SIDE CHAIR WITH METAL LEG

MODEL NO.

ALLIANCE PROGRAM PRICE GRADES



Armless



Arms

| | | ALLIANCE PROGRAM PRICE GRADES | | | | | | | | | |
|------------|---------|-------------------------------|------|------|------|------|------|------|------|------|--|
| | | A | B | C | D | E | F | G | H | I | |
| | | J | K | L | M | N | O | P | Q | R | |
| K85SDXAMLG | Armless | \$ 1576 | 1638 | 1685 | 1733 | 1785 | 1847 | 1881 | 1948 | 2004 | |
| | | 2062 | 2154 | 2338 | 2455 | 2480 | 2503 | 2532 | 2559 | 2687 | |
| K85SDUAMLG | Arms | 1756 | 1831 | 1889 | 1948 | 2012 | 2087 | 2129 | 2211 | 2279 | |
| | | 2350 | 2463 | 2688 | 2831 | 2862 | 2890 | 2925 | 2959 | 3116 | |

DIMENSIONS

| | | | | | | | |
|-------------|-----|-------------------------|-----|-----------------------|----|-----------|--|
| Width | 21½ | Seat Width Front Edge | 21½ | Arm Depth | 9 | Weight | |
| Depth | 22 | Seat Width Between Arms | 18½ | Arm Height from Floor | 24 | Cubic Ft. | |
| Height | 31¾ | Seat Depth | 17 | Arm Height from Seat | 6 | | |
| Seat Height | 18½ | Back Height from Seat | 13¾ | Arm Width | 1¾ | | |

- Contrasting fabric option – specify X (i.e., K85SDXAMLGX); see page 478. For list pricing, use your electronic specification tool or contact customer service
- Upholstered back, seat, and arms
- Metal legs
- Black, nylon ball glides

COUNTER HEIGHT STOOL WITH METAL LEG



Armless



Arms

| | | A | B | C | D | E | F | G | H | I |
|-----------|---------|---------|------|------|------|------|------|------|------|------|
| | | J | K | L | M | N | O | P | Q | R |
| K85CSXAML | Armless | \$ 1713 | 1774 | 1820 | 1867 | 1917 | 1977 | 2011 | 2076 | 2131 |
| | | 2187 | 2276 | 2456 | 2570 | 2594 | 2617 | 2645 | 2671 | 2796 |
| K85CSUAML | Arms | 1889 | 1961 | 2016 | 2073 | 2134 | 2206 | 2247 | 2325 | 2390 |
| | | 2458 | 2566 | 2781 | 2919 | 2949 | 2975 | 3009 | 3041 | 3192 |

DIMENSIONS

| | | | | | | | |
|-------------|-----|-------------------------|-----|-----------------------|-----|-----------|--|
| Width | 21¾ | Seat Width Front Edge | 21½ | Arm Depth | 9 | Weight | |
| Depth | 22 | Seat Width Between Arms | 17 | Arm Height from Floor | 31¾ | Cubic Ft. | |
| Height | 36 | Back Height from Seat | 12 | Arm Height from Seat | 7½ | | |
| Seat Height | 24¾ | Foot Rail from Floor | 7¼ | Arm Width | 1¾ | | |
| Seat Depth | 17 | Foot Rail from Seat | 18 | | | | |

- Contrasting fabric option – specify X (i.e., K85CSXAMLX); see page 478. For list pricing, use your electronic specification tool or contact customer service
- Upholstered back, seat, and arms
- Metal legs
- Metal footrest understructure on stools
- Black, nylon ball glides

BAR HEIGHT STOOL WITH METAL LEG



Armless



Arms

| | | A | B | C | D | E | F | G | H | I |
|-----------|---------|---------|------|------|------|------|------|------|------|------|
| | | J | K | L | M | N | O | P | Q | R |
| K85BSXAML | Armless | \$ 1738 | 1799 | 1845 | 1892 | 1942 | 2002 | 2036 | 2101 | 2156 |
| | | 2212 | 2301 | 2481 | 2595 | 2619 | 2642 | 2670 | 2696 | 2821 |
| K85BSUAML | Arms | 1918 | 1990 | 2045 | 2102 | 2163 | 2235 | 2276 | 2354 | 2419 |
| | | 2487 | 2595 | 2810 | 2948 | 2978 | 3004 | 3038 | 3070 | 3221 |

DIMENSIONS

| | | | | | | | |
|-------------|-----|-------------------------|-----|-----------------------|-----|-----------|--|
| Width | 21¾ | Seat Width Front Edge | 21½ | Arm Depth | 9 | Weight | |
| Depth | 22 | Seat Width Between Arms | 17 | Arm Height from Floor | 37¾ | Cubic Ft. | |
| Height | 42 | Back Height from Seat | 12 | Arm Height from Seat | 7½ | | |
| Seat Height | 30¾ | Foot Rail from Floor | 13¾ | Arm Width | 1¾ | | |
| Seat Depth | 17 | Foot Rail from Seat | 18 | | | | |

- Contrasting fabric option – specify X (i.e., K85BSXAMLX); see page 478. For list pricing, use your electronic specification tool or contact customer service
- Upholstered back, seat, and arms
- Metal legs
- Metal footrest understructure on stools
- Black, nylon ball glides

COM YARDAGE REQUIREMENTS

COM YARDAGE REQUIREMENTS (54" WIDTH – CUT UP THE ROLL)

| MODEL | RAILROADED Contact customer service 800-634-9510 for ydg requirements | NON DIRECTIONAL OR SOLID | 1"-4" REPEAT | 5"-11" REPEAT | 12"-18" REPEAT | COL SQUARE FEET |
|--------------|--|--------------------------------|-----------------------------------|-------------------------------------|-------------------------------------|-----------------------|
| | | | 4" VERTICAL X 4" HORIZONTAL | 11" VERTICAL X 11" HORIZONTAL | 18" VERTICAL X 18" HORIZONTAL | |
| K85BSUAML | Entire Unit | 1.60 | 1.80 | 2.30 | 3.20 | 28.4 |
| | Seat | 0.70 | 0.90 | 1.10 | 1.70 | 10.7 |
| | Back | 1.20 | 1.40 | 1.60 | 2.40 | 21.7 |
| K85BSUAWL | Entire Unit | 1.60 | 1.80 | 2.30 | 3.20 | 28.4 |
| | Seat | 0.70 | 0.90 | 1.10 | 1.70 | 10.7 |
| | Back | 1.20 | 1.40 | 1.60 | 2.40 | 21.7 |
| K85BSXAML | Entire Unit | 1.30 | 1.70 | 2.70 | 2.90 | 23.4 |
| | Seat | 0.80 | 0.90 | 1.40 | 1.70 | 12.3 |
| | Back | 1.10 | 1.40 | 1.60 | 2.40 | 20.1 |
| K85BSXAWL | Entire Unit | 1.30 | 1.70 | 2.70 | 2.90 | 23.4 |
| | Seat | 0.80 | 0.90 | 1.40 | 1.70 | 12.3 |
| | Back | 1.10 | 1.40 | 1.60 | 2.40 | 20.1 |
| K85CFXAHAKT | Entire Unit | 1.80 | 2.30 | 3.30 | 3.70 | 33.9 |
| | Seat | 0.80 | 1.10 | 1.50 | 1.70 | 14 |
| | Back | 1.60 | 1.80 | 2.90 | 3.50 | 28.9 |
| K85CFUAHAKT | Entire Unit | 1.90 | 2.60 | 3.90 | 4.40 | 35 |
| | Seat | 1.00 | 1.20 | 1.50 | 1.70 | 16.8 |
| | Back | 1.50 | 1.80 | 3.00 | 5.00 | 27.3 |
| K85CSUAML | Entire Unit | 1.60 | 1.80 | 2.30 | 3.20 | 28.4 |
| | Seat | 0.70 | 0.90 | 1.10 | 1.70 | 10.7 |
| | Back | 1.20 | 1.40 | 1.60 | 2.40 | 21.7 |
| K85CSUAWL | Entire Unit | 1.60 | 1.80 | 2.30 | 3.20 | 28.4 |
| | Seat | 0.70 | 0.90 | 1.10 | 1.70 | 10.7 |
| | Back | 1.20 | 1.40 | 1.60 | 2.40 | 21.7 |
| K85CSXAML | Entire Unit | 1.30 | 1.70 | 2.70 | 2.90 | 23.4 |
| | Seat | 0.80 | 0.90 | 1.40 | 1.70 | 12.3 |
| | Back | 1.10 | 1.40 | 1.60 | 2.40 | 20.1 |
| K85CSXAWL | Entire Unit | 1.30 | 1.70 | 2.70 | 2.90 | 23.4 |
| | Seat | 0.80 | 0.90 | 1.40 | 1.70 | 12.3 |
| | Back | 1.10 | 1.40 | 1.60 | 2.40 | 20.1 |
| K85MPUAHA4SB | Entire Unit | 1.70 | 1.90 | 2.50 | 3.40 | 30.6 |
| | Seat | 0.70 | 0.90 | 1.10 | 1.70 | 10.7 |
| | Back | 1.30 | 1.50 | 2.00 | 2.40 | 23.4 |
| K85MPXAHA4SB | Entire Unit | 1.40 | 1.80 | 2.70 | 3.40 | 24.5 |
| | Seat | 0.80 | 0.90 | 1.40 | 1.70 | 12.3 |
| | Back | 1.20 | 1.50 | 1.70 | 2.40 | 21.2 |
| K85SDUAMLG | Entire Unit | 1.70 | 1.90 | 2.50 | 3.40 | 30.6 |
| | Seat | 0.70 | 0.90 | 1.10 | 1.70 | 10.7 |
| | Back | 1.30 | 1.50 | 2.00 | 2.40 | 23.4 |
| K85SDUASB | Entire Unit | 1.70 | 1.90 | 2.50 | 3.40 | 30.6 |
| | Seat | 0.70 | 0.90 | 1.10 | 1.70 | 10.7 |
| | Back | 1.30 | 1.50 | 2.00 | 2.40 | 23.4 |
| K85SDUAWL | Entire Unit | 1.70 | 1.90 | 2.50 | 3.40 | 30.6 |
| | Seat | 0.70 | 0.90 | 1.10 | 1.70 | 10.7 |
| | Back | 1.30 | 1.50 | 2.00 | 2.40 | 23.4 |
| K85SDXAMLG | Entire Unit | 1.40 | 1.80 | 2.70 | 3.40 | 24.5 |
| | Seat | 0.80 | 0.90 | 1.40 | 1.70 | 12.3 |
| | Back | 1.20 | 1.50 | 1.70 | 2.40 | 21.2 |
| K85SDXASB | Entire Unit | 1.40 | 1.80 | 2.70 | 3.40 | 24.5 |
| | Seat | 0.80 | 0.90 | 1.40 | 1.70 | 12.3 |
| | Back | 1.20 | 1.50 | 1.70 | 2.40 | 21.2 |
| K85SDXAWL | Entire Unit | 1.40 | 1.80 | 2.70 | 3.40 | 24.5 |
| | Seat | 0.80 | 0.90 | 1.40 | 1.70 | 12.3 |
| | Back | 1.20 | 1.50 | 1.70 | 2.40 | 21.2 |