
Circ

Product Specifications	76
Fabrics and Options	77
Product Pages	78
COM Yardage Requirements	80

CIRC

CIRC PRODUCT SPECIFICATIONS

STOOLS

- Stools feature a chrome base and an upholstered seat cushion

STITCHING

- Matching or contrasting stitching is available

ROUND TABLES

- Round tables feature a chrome base
- Available in large and small coffee table and end table
- Table tops are solid maple hardwood
- Available in frosty white paint and wood finishes



SURFACE MATERIALS

See the Kimball Hospitality Surface Materials Reference Guide at kimballhospitality.com for a complete overview of our materials program, including:

- Characteristics of wood
- Special wood finishes
- Customer specified laminate (CSL)
- Customer specified paint (CSP)
- Fabric application and colorways
- Customer's own material (COM) process overview
- Alliance program

ALLIANCE FABRIC PROGRAM

Kimball Hospitality has analyzed each model to most accurately reflect the COM/COL yardage requirements shown on page 80.

The yardage requirement for each model is based on 54" wide fabric and cutting the fabric up the roll.

If repeat is larger than 18", contact Customer Service to confirm the correct amount of yardage required. When ordering 10 or more chairs in the same COM, yardage requirements may be reduced.

Contact Customer Service.

PRICE GRADES A-R

See Surface Materials at www.kimballhospitality.com for a wide variety of graded-in fabrics from Arc-Com, Carnegie, CF Stinson, Designtex, Maharam, Mayer, Momentum, and Ultrafabrics.

FABRIC SAMPLES

If you need samples for presentation(s), contact our alliance partners directly at:

Arc-Com	800.223.5466	arc-com.com
Carnegie	800.727.6770	carnegiefabrics.com
CF Stinson	800.841.6279	cfstinson.com
Designtex	800.221.1540	designtex.com
Maharam	800.645.3943	maharam.com
Mayer	800.428.4415	mayerfabrics.com
Momentum	800.366.6839	memosamples.com
Ultrafabrics	877.309.6648	ultrafabricsllc.com

TABLE TOP WOOD FINISHES

PRICE GROUP 1

MC	Amber Cherry
CC	Cordoba Cherry
MH	Mocha Cherry
SC	Sedona Cherry
IM	Brighton Maple
TM	Huntington Maple
ES	Espresso Walnut
MW	Midtown Walnut
TW	Tribeca Walnut
UW	Urban Walnut
AD	Almond Straight Grain
CO	Canyon Straight Grain
DF	Driftwood Straight Grain
YO	Monterey Straight Grain
PB	Portobello Straight Grain
792	Sable Straight Grain
NW	Tuscan Straight Grain

IMPORTANT: Wood finishes applied to solid hardwood are complementary to the same wood finish applied to wood veneer, but not an exact match. Contact Customer Service for more information.

TABLE TOP PAINT

488 Frosty White

STOOL AND TABLE BASES NON-PAINT

490 Chrome

STOOLS THREAD

MATCH	CLOSEST MATCH
WHITE	721Q_WHITE
BLACK	744Q_BLACK
RED	757Q_RED
ORANGE	755Q_ORANGE
GOLD	763Q_LT BROWN
GREEN	799Q_DK GREEN
DK JADE	781Q_DK JADE
NAVY	765Q_NAVY
BROWN	793Q_SADDLE

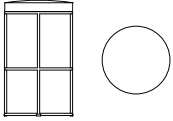
CIRC

TO ORDER, SPECIFY:

1. Model Number
2. Upholstery Grade
3. Upholstery Number
4. Thread Color
5. Base Finish

- See page 77 for Circ options
- See page 80 for COM fabric yardage

COUNTER HEIGHT STOOL



		A	B	C	D	E	F	G	H	I
		J	K	L	M	N	O	P	Q	R
KA5CSU	\$	1464	1490	1510	1531	1554	1580	1595	1624	1648
		1672	1712	1791	1841	1852	1862	1874	1886	1942

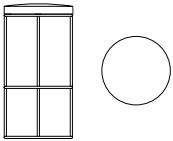
DIMENSIONS

Height 25¼
 Diameter 14½
 Seat Height 25¼

Weight
 Cubic Ft.

- Features a chrome base and an upholstered seat cushion
- Matching or contrasting stitching is available

BAR HEIGHT STOOL



MODEL NO.

ALLIANCE PROGRAM PRICE GRADES

		A	B	C	D	E	F	G	H	I
		J	K	L	M	N	O	P	Q	R
KA5BSU	\$	1533	1559	1579	1600	1623	1649	1664	1693	1717
		1741	1781	1860	1910	1921	1931	1943	1955	2011

DIMENSIONS

Height 28½
 Diameter 14½
 Seat Height 29¼

Weight
 Cubic Ft.

- Features a chrome base and an upholstered seat cushion
- Matching or contrasting stitching is available

TO ORDER, SPECIFY:

• See page 77 for Circ options


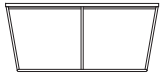
TABLE WITH PAINTED TOP

1. Model Number
2. Paint Color
3. Base Finish

TABLE WITH WOOD TOP

1. Model Number
2. Finish Price Group
3. Finish Designator
4. Base finish

LARGE ROUND COFFEE TABLE



MODEL NO.

LIST PRICE


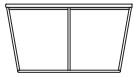
KA53415MGP	Painted Top	\$ 1852
KA53415MGW	Wood Top	2044

DIMENSIONS

Height	15	Weight
Diameter	33½	Cubic Ft.

- Features a chrome base

SMALL ROUND COFFEE TABLE



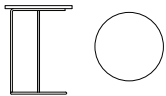
KA52815MGP	Painted Top	\$ 1748
KA52815MGW	Wood Top	1940

DIMENSIONS

Height	15	Weight
Diameter	27½	Cubic Ft.

- Features a chrome base

ROUND END TABLE



KA51621ENP	Painted Top	\$ 1177
KA51621ENW	Wood Top	1377

DIMENSIONS

Height	21	Weight
Diameter	15¾	Cubic Ft.

- Features a chrome base

COM YARDAGE REQUIREMENTS

COM YARDAGE REQUIREMENTS (54" WIDTH – CUT UP THE ROLL)

MODEL	RAILROADED	NON DIRECTIONAL OR SOLID	1"-4" REPEAT	5"-11" REPEAT	12"-18" REPEAT	COL SQUARE FEET
	Contact customer service 800-634-9510 for ydg requirements		4" VERTICAL X 4" HORIZONTAL	11" VERTICAL X 11" HORIZONTAL	18" VERTICAL X 18" HORIZONTAL	
KA5BSU		0.70	0.90	1.00	1.50	13.3
KA5CSU		0.70	0.90	1.00	1.50	13.3