
Grin

Product Specifications	312
Fabrics and Options	313
Contrasting Fabrics Specifications	314
Product Pages	315
COM Yardage Requirements	319

GRIN PRODUCT SPECIFICATIONS

SEAT AND BACK CONSTRUCTION

- Lounge - 1¼" of high grade polyurethane foam covers ½" molded plywood shell
- Guest and Stools - ¾" of high grade polyurethane foam covers ½" molded plywood shell

CONTROL MECHANISM—LOUNGE

- Polished aluminum control mechanism and cylinder
- Static model features 360° swivel with auto-return
- Mobile model features 360° swivel

BASE, CASTERS AND GLIDES

4-Prong High Profile Polished Aluminum Base

- Silver polyethylene glides are standard
- Felt pad glides are available for an additional upcharge

4-Prong Low Profile Polished Aluminum Base

- Silver polyethylene glides are standard
- Felt pad glides are available for an additional upcharge

4-Prong Low Profile Mobile Polished Aluminum Base

- Black, hard double wheel casters, which work on multiple surfaces, are standard
- Soft casters are available for an additional upcharge

4-Prong High Profile Wood Base

- Maple
- Non-marring nylon glides are standard and work on all floors

Sled Base—Lounge

- 2½" welded, tubular steel in matte black or polished
- Black polyethylene glides are standard and work on all floors

Sled Base—Guest and Stools

- ½" formed and welded, steel rod in matte black or polished
- Clear polyethylene glides are standard
- Felt glide option available for an upcharge

4-Leg Wood Frame

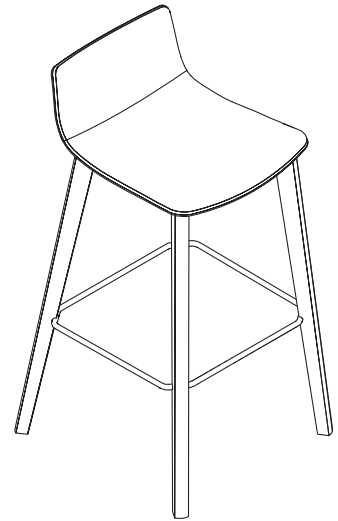
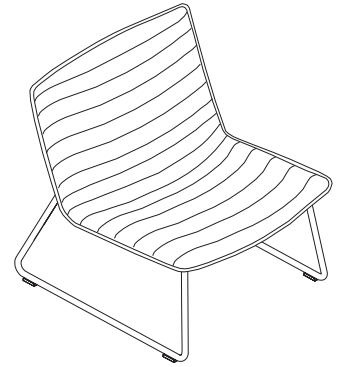
- Maple
- ½" tubular steel footrest in matte black or polished
- Non-marring nylon glides are standard and work on all floors

UPHOLSTERY DETAIL

- Contrasting fabric available on all models
- Stitch options are available
- Due to stitch detail and dimensional design of the back and seat, horizontal stripes and large patterns are not recommended, as they will appear distorted or wavy across the front back and seat
- Due to the inherent characteristics of upholstery materials, loose comfort wrinkles may be present or appear over time

FINISH

- Features a catalyzed top coat that resists denting, peeling, and reactions to chemicals
- Can be cleaned with a damp cloth
- When specifying Brighton, Natural, and Sonoma finish, variation in color is acceptable due to the nature of wood characteristics



SURFACE MATERIALS

See the Kimball Hospitality Surface Materials Reference Guide at kimballhospitality.com for a complete overview of our materials program, including:

- Characteristics of wood
- Special wood finishes
- Customer-specified laminate (CSL)
- Customer-specified paint (CSP)
- Fabric application and colorways
- Customer's own material (COM) process overview
- Alliance program

ALLIANCE FABRIC PROGRAM

Kimball Hospitality has analyzed each model to most accurately reflect the COM/COL yardage requirements shown on page 319.

The yardage requirement for each model is based on 54" W fabric and cutting the fabric up the roll.

If repeat is larger than 18", contact Customer Service to confirm the correct amount of yardage required. When ordering 10 or more chairs in the same COM, yardage requirements may be reduced.

Contact Customer Service.

PRICE GRADES A-R

See Surface Materials at www.kimballhospitality.com for a wide variety of graded-in fabrics from Arc-Com, Carnegie, CF Stinson, Designtex, Maharam, Mayer, Momentum, and Ultrafabrics.

FABRIC SAMPLES

If you need samples for presentation(s), contact our alliance partners directly at:

Arc-Com	800.223.5466	arc-com.com
Carnegie	800.727.6770	carnegiefabrics.com
CF Stinson	800.841.6279	cfstinson.com
Designtex	800.221.1540	designtex.com
Maharam	800.645.3943	maharam.com
Mayer	800.428.4415	mayerfabrics.com
Momentum	800.366.6839	memosamples.com
Ultrafabrics	877.309.6648	ultrafabricsllc.com

LOUNGE CASTERS

4-PRONG MOBILE LOW PROFILE BASE

- C3 Hard (standard)
- C4 Soft (add \$36 list)

LOUNGE & OTTOMAN GLIDES

4-PRONG HIGH PROFILE POLISHED ALUMINUM BASE

- STD Hard (standard)
- C58 Soft (add \$41 list)

GUEST & STOOL GLIDES

WOOD BASE

- STD Hard (standard)

SLED BASE

- STD Hard (standard)
- C73 Soft (add \$24 list)

SLED BASE FRAME COLORS

- BK Black
- 497 Polished

FINISHES

AC	Autumn	NM	Natural
AD	Almond	PB	Portobello
BZ	Brazilwood	PC	Porcini
CI	Chai	PT	Portico
CL	Caramel	SK	Skyline
CW	Cordovan	SM	Sonoma
DW	Judicial	TF	Truffle
HN	Honey	WL	Willow
IM	Brighton	405	Designer White
KN	Kona	462	Cinder
MC	Amber	792	Sable
MH	Mocha	793	Acorn*

*Acorn is the finish complement to Clear Walnut finish

WOOD LEG FOOT REST COLORS

- BK Black
- 497 Polished

STITCH OPTION

NO STITCH

LOUNGE



HRZ_150 (1½" WIDTH)



HRZ1_250 (2½" WIDTH)



HRZ1_600 (6" WIDTH)



GUEST



STOOL



TO ORDER CONTRASTING FABRIC, SPECIFY

GRIN

Lounge Sled Base page 315

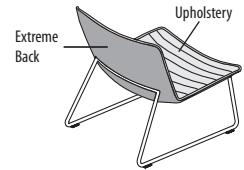
Lounge 4-Prong Low Profile Polished Aluminum Base with Auto Return page 315

Lounge 4-Prong Low Profile Mobile Base page 316

Lounge 4-Prong High Profile Polished Aluminum Base with Auto Return page 316

Lounge 4-Prong High Profile Wood Base with Auto Return page 316

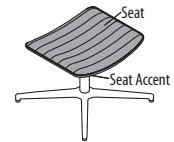
1. Model Number plus "X"
2. Front Back/Welt Cord Fabric Grade Number/Cover Number
3. Extreme Back Fabric Grade Number/Cover Number
4. Stitch Option (when applicable)
5. Finish (when applicable)
6. Glides or Casters (when applicable)



Contrasting Fabric Back View

Ottoman page 317

1. Model Number plus "X"
2. Seat Fabric Grade Number/Cover Number
3. Seat Accent Fabric Grade Number/Cover Number
4. Stitch Option
5. Paint (when applicable)
6. Finish (when applicable)
7. Glides (when applicable)



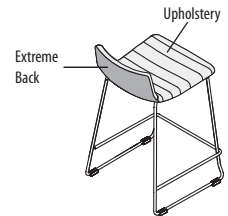
Contrasting Upholstery

Guest page 317

Counter page 318

Bar page 318

1. Model Number plus "X"
2. Front Back Fabric Grade Number/Cover Number
3. Extreme Back Fabric Grade Number/Cover Number
4. Stitch Option (when applicable)
5. Paint (when applicable)
6. Finish (when applicable)
7. Glides (when applicable)




Counter Contrasting
Metal Base 2½" Stitch

TO ORDER, SPECIFY:

1. Model Number
2. Fabric Grade / Cover Number
3. Stitch Option (when applicable)
4. Finish (when applicable)
5. Casters/Glides (when applicable)

- See page 313 for Grin options
- See page 319 for COM fabric yardage

**LOUNGE
SLED BASE**



**MODEL
NO.**

ALLIANCE PROGRAM PRICE GRADES

		A	B	C	D	E	F	G	H	I
		J	K	L	M	N	O	P	Q	R
N49GMD1	\$	1924	2005	2067	2133	2205	2282	2346	2425	2505
		2586	2709	2960	3116	3198	3279	3360	3442	3519
N49GMND1	No Stitch	1881	1959	2017	2080	2150	2223	2284	2360	2435
		2513	2631	2870	3019	3097	3175	3252	3330	3403

DIMENSIONS

Width	27	Seat Height	13¾	Back Height	19¾	Weight	35
Depth	31	Seat Depth	20½	Back Width	27	Cubic Ft.	22.9
Height	30	Seat Width	27				

- Contrasting fabric option - specify X (i.e. N49GMD1X); see page 314. For list pricing, use your electronic specification tool or contact customer service
- The front back and welt cord will be the same fabric when the contrasting option is selected
- Due to stitch detail and dimensional design of the back and seat, horizontal stripes and large patterns are not recommended, as they will appear distorted or wavy across the back and seat
- Due to the inherent characteristics of certain upholstery materials, loose comfort wrinkles may be present or appear over time, especially with non-stretch vinyls and upholsteries
- Sled base model seat height is 1¾" -2" lower than the swivel base model

**LOUNGE
4-PRONG
LOW PROFILE
POLISHED ALUMINUM
BASE WITH AUTO RETURN**



Static

		A	B	C	D	E	F	G	H	I
		J	K	L	M	N	O	P	Q	R
N49GMS1	\$	1924	2005	2067	2133	2205	2282	2346	2425	2505
		2586	2709	2960	3116	3198	3279	3360	3442	3519
N49GMNS1	No Stitch	1881	1959	2017	2080	2150	2223	2284	2360	2435
		2513	2631	2870	3019	3097	3175	3252	3330	3403

DIMENSIONS

Width	27	Seat Height	15½	Back Height	19¾	Weight	34
Depth	28	Seat Depth	20½	Back Width	27	Cubic Ft.	22.9
Height	31¾	Seat Width	27				

- Contrasting fabric option - specify X (i.e., N49GMS1X); see page 314. For list pricing, use your electronic specification tool or contact customer service
- The front back and welt cord will be the same fabric when the contrasting option is selected
- Due to stitch detail and dimensional design of the back and seat, horizontal stripes and large patterns are not recommended, as they will appear distorted or wavy across the back and seat
- Due to the inherent characteristics of certain upholstery materials, loose comfort wrinkles may be present or appear over time, especially with non-stretch vinyls and upholsteries
- Swivel base model seat height is 1¾" -2" higher than the sled base model

TO ORDER, SPECIFY:

1. Model Number
2. Fabric Grade / Cover Number
3. Stitch Option (when applicable)
4. Finish (when applicable)
5. Casters/Glides (when applicable)

- See page 313 for Grin options
- See page 319 for COM fabric yardage

**LOUNGE
4-PRONG
LOW PROFILE
MOBILE BASE**



Mobile

**MODEL
NO.**

ALLIANCE PROGRAM PRICE GRADES

			A	B	C	D	E	F	G	H	I
			J	K	L	M	N	O	P	Q	R
N49GMSC1	Mobile	\$	1924	2005	2067	2133	2205	2282	2346	2425	2505
			2586	2709	2960	3116	3198	3279	3360	3442	3519
N49GMNSC1	No Stitch		1881	1959	2017	2080	2150	2223	2284	2360	2435
			2513	2631	2870	3019	3097	3175	3252	3330	3403

DIMENSIONS

Width	28	Seat Height	15	Back Height	20½	Weight	34
Depth	28½	Seat Depth	20½	Back Width	28	Cubic Ft.	22.9
Height	30¼	Seat Width	28				

- Contrasting fabric option - specify X (i.e. N49GMSC1X); see page 314. For list pricing, use your electronic specification tool or contact customer service
- The front back will be the same fabric when the contrasting option is selected
- Due to stitch detail and dimensional design of the back and seat, horizontal stripes and large patterns are not recommended, as they will appear distorted or wavy across the back and seat
- Due to the inherent characteristics of upholstery materials, loose comfort wrinkles may be present or appear over time

**LOUNGE
4-PRONG
HIGH PROFILE
POLISHED ALUMINUM
BASE WITH AUTO RETURN**



Polished Aluminum Base
Static

			A	B	C	D	E	F	G	H	I
			J	K	L	M	N	O	P	Q	R
N49GMS1H	Polished Aluminum Base	\$	1924	2005	2067	2133	2205	2282	2346	2425	2505
			2586	2709	2960	3116	3198	3279	3360	3442	3519
N49GMNS1H	No Stitch		1881	1959	2017	2080	2150	2223	2284	2360	2435
			2513	2631	2870	3019	3097	3175	3252	3330	3403

DIMENSIONS

Width	28	Seat Height	16¼	Back Height	20¼	Weight	34
Depth	28½	Seat Depth	20½	Back Width	28	Cubic Ft.	22.9
Height	31½	Seat Width	28				

- Contrasting fabric option - specify X (i.e. N49GMS1HX); see page 314. For list pricing, use your electronic specification tool or contact customer service
- The front back will be the same fabric when the contrasting option is selected
- Due to stitch detail and dimensional design of the back and seat, horizontal stripes and large patterns are not recommended, as they will appear distorted or wavy across the back and seat
- Due to the inherent characteristics of upholstery materials, loose comfort wrinkles may be present or appear over time

**LOUNGE
4-PRONG
HIGH PROFILE
WOOD BASE WITH
AUTO RETURN**



Wood Base
Static

			A	B	C	D	E	F	G	H	I
			J	K	L	M	N	O	P	Q	R
N49GMS1W	Wood Base	\$	2297	2378	2440	2506	2578	2655	2719	2798	2878
			2959	3082	3333	3489	3571	3652	3733	3815	3892
N49GMNS1W	No Stitch		2255	2333	2391	2454	2524	2597	2658	2734	2809
			2887	3005	3244	3393	3471	3549	3626	3704	3777

DIMENSIONS

Width	28	Seat Height	16½	Back Height	20¼	Weight	34
Depth	28½	Seat Depth	20½	Back Width	28	Cubic Ft.	22.9
Height	32¼	Seat Width	28				

- Contrasting fabric option - specify X (i.e. N49GMS1WX); see page 314. For list pricing, use your electronic specification tool or contact customer service
- The front back will be the same fabric when the contrasting option is selected
- Due to stitch detail and dimensional design of the back and seat, horizontal stripes and large patterns are not recommended, as they will appear distorted or wavy across the back and seat
- Due to the inherent characteristics of upholstery materials, loose comfort wrinkles may be present or appear over time

TO ORDER, SPECIFY:

1. Model Number
2. Fabric Grade / Cover Number
3. Stitch Option (when applicable)
4. Paint (when applicable)
5. Finish (when applicable)
6. Glides (when applicable)

- See page 313 for Grin options
- See page 319 for COM fabric yardage

OTTOMAN



Sled Base
Shown with 2½" Stitching



Swivel Base
Shown with 2½" Stitching

MODEL NO.

ALLIANCE PROGRAM PRICE GRADES

			A	B	C	D	E	F	G	H	I
			J	K	L	M	N	O	P	Q	R
N49D1DM	Sled Base	\$	1279	1330	1370	1412	1458	1507	1547	1598	1648
			1700	1778	1938	2037	2089	2141	2193	2245	2294
N49DN1DM	Sled Base, No Stitch		1214	1247	1273	1300	1329	1361	1387	1419	1452
			1485	1535	1638	1702	1735	1769	1802	1835	1867
N49D14LM	4-Prong Swivel Base		1279	1330	1370	1412	1458	1507	1547	1598	1648
			1700	1778	1938	2037	2089	2141	2193	2245	2294
N49DN14LM	4-Prong Swivel Base, No Stitch		1214	1247	1273	1300	1329	1361	1387	1419	1452
			1485	1535	1638	1702	1735	1769	1802	1835	1867

DIMENSIONS

Width	21¼	Sled Base Weight	19.5
Depth	18½	Swivel Base Weight	19.7
Height	15½	Cubic Ft	8.2

- Contrasting fabric option – specify X (i.e., N49D1DMX); see page 314. For list pricing, use your electronic specification tool or contact customer service
- The seat and welt cord will be the same fabric when the contrasting option is selected
- Due to stitch detail and dimensional design of the seat, horizontal stripes and large patterns are not recommended, as they will appear distorted or wavy across the back and seat
- Due to the inherent characteristics of certain upholstery materials, loose comfort wrinkles may be present or appear over time, especially with non-stretch vinyls and upholsteries

GUEST



Sled



Wood Leg

			A	B	C	D	E	F	G	H	I
			J	K	L	M	N	O	P	Q	R
N49GUM	Metal	\$	1118	1169	1209	1251	1297	1346	1386	1437	1487
			1539	1617	1777	1876	1928	1980	2032	2084	2133
N49GUNM	Metal, No Stitch		1065	1106	1136	1169	1206	1244	1276	1316	1355
			1396	1458	1583	1661	1702	1743	1783	1824	1862
N49GUW	Wood		1304	1355	1395	1437	1483	1532	1572	1623	1673
			1725	1803	1963	2062	2114	2166	2218	2270	2319
N49GUNW	Wood, No Stitch		1251	1292	1322	1355	1392	1430	1462	1502	1541
			1582	1644	1769	1847	1888	1929	1969	2010	2048

DIMENSIONS

Width	19¼	Seat Height	18¼	Back Height	17	Weight (M)	25
Depth	22½	Seat Depth	17	Back Width	16¼	Weight (W)	24
Height	32¼	Seat Width	18¼			Cubic Ft	11.5

- Contrasting fabric option - specify X (i.e. N49GUMX); see page 314. For list pricing, use your electronic specification tool or contact customer service
- Available with 1½" and 2½" stitch options, unless No Stitch model is specified

GRIN

TO ORDER, SPECIFY:

1. Model Number
2. Fabric Grade / Cover Number
3. Stitch Option (when applicable)
4. Paint (when applicable)
5. Finish (when applicable)
6. Glides (when applicable)

- See page 313 for Grin options
- See page 319 for COM fabric yardage

COUNTER



Sled



Wood Leg

MODEL NO.

ALLIANCE PROGRAM PRICE GRADES

			A	B	C	D	E	F	G	H	I
			J	K	L	M	N	O	P	Q	R
N49CUM	Metal	\$	1160	1193	1219	1246	1275	1307	1333	1365	1398
			1431	1481	1584	1648	1681	1715	1748	1781	1813
N49CUNM	Metal, No Stitch		1111	1137	1157	1178	1201	1225	1246	1271	1296
			1322	1361	1441	1491	1517	1543	1568	1594	1619
N49CUW	Wood		1418	1451	1477	1504	1533	1565	1591	1623	1656
			1689	1739	1842	1906	1939	1973	2006	2039	2071
N49CUNW	Wood, No Stitch		1370	1396	1416	1437	1460	1484	1505	1530	1555
			1581	1620	1700	1750	1776	1802	1827	1853	1878

DIMENSIONS

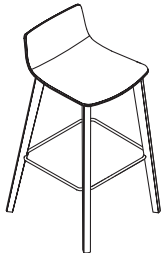
Width	18½	Seat Height	23¾	Back Height	7¼	Weight (M)	26
Depth	18¾	Seat Depth	15¾	Back Width	14¾	Weight (W)	24
Height	30¾	Seat Width	18¾			Cubic Ft	11.5

- Contrasting fabric option - specify X (i.e. N49CUMX); see page 314. For list pricing, use your electronic specification tool or contact customer service
- Available with 1½" and 2½" stitch options, unless No Stitch model is specified

BAR



Sled



Wood Leg

			A	B	C	D	E	F	G	H	I
			J	K	L	M	N	O	P	Q	R
N49BUM	Metal	\$	1195	1228	1254	1281	1310	1342	1368	1400	1433
			1466	1516	1619	1683	1716	1750	1783	1816	1848
N49BUNM	Metal, No Stitch		1148	1174	1194	1215	1238	1262	1283	1308	1333
			1359	1398	1478	1528	1554	1580	1605	1631	1656
N49BUW	Wood		1454	1487	1513	1540	1569	1601	1627	1659	1692
			1725	1775	1878	1942	1975	2009	2042	2075	2107
N49BUNW	Wood, No Stitch		1406	1432	1452	1473	1496	1520	1541	1566	1591
			1617	1656	1736	1786	1812	1838	1863	1889	1914

DIMENSIONS

Width	19¾	Seat Height	30½	Back Height	7¼	Weight (M)	29
Depth	18¾	Seat Depth	15¾	Back Width	14¾	Weight (W)	26
Height	36½	Seat Width	15¾			Cubic Ft	12.6

- Contrasting fabric option - specify X (i.e. N49BUMX); see page 314. For list pricing, use your electronic specification tool or contact customer service
- Available with 1½" and 2½" stitch options, unless No Stitch model is specified

COM YARDAGE REQUIREMENTS

COM YARDAGE REQUIREMENTS (54" WIDTH – CUT UP THE ROLL)

MODEL	RAILROADED Contact customer service 800-634-9510 for ydg requirements	NON DIRECTIONAL OR SOLID	1"-4" REPEAT	5"-11" REPEAT	12"-18" REPEAT	COL SQUARE FEET
			4" VERTICAL X 4" HORIZONTAL	11" VERTICAL X 11" HORIZONTAL	18" VERTICAL X 18" HORIZONTAL	
N49D14LM, N49D1DM	Complete	1.40	1.50	2.30	3.70	26.6
N49D14LMP, N49D1DMP	Upholstery	1.30	1.40	2.30	3.70	24.4
N49D14LMX, N49D1DMX	Seat	1.00	1.20	1.50	1.60	20
	Seat Accent	0.50	0.70	1.40	2.70	7.2
N49GMD1, N49GMS1, N49GMSC1, N49GMS1H, N49GMS1W		2.20	2.40	3.80	4.10	44
N49GMD1X, N49GMS1X, N49GMSC1X, N49GMS1HX, N49GMS1WX	Upholstery	1.40	1.60	2.20	2.60	28
	Extreme	1.00	1.20	1.90	2.20	20
N49GMD1P, N49GMS1P, N49GMSC1P, N49GMS1HP, N49GMS1WP	Upholstery	2.20	2.40	3.10	3.40	44
N49GUW, N49GUM	Complete	1.30	1.50	2.50	3.50	26.6
N49GUWX, N49GUMX	Upholstery	0.80	1.00	1.80	2.50	14.9
	Extreme back (include part under the seat)	0.80	1.00	1.30	2.00	14.9
N49BUW, N49BUM N49CUW, N49CUM	Complete	0.90	1.30	2.00	2.50	17.2
N49BUWX, N49BUMX, N49CUWX, N49CUMX	Upholstery	0.80	1.00	1.40	1.80	14.9
	Extreme back (include part under the seat)	0.60	0.80	1.00	1.80	12.2
N49GUNW, N49GUNM	Complete	1.10	1.40	2.00	2.70	22.1
N49GUNWX, N49GUNMX	Upholstery	0.70	0.80	1.00	1.80	13.8
	Extreme back (include part under the seat)	0.80	1.00	1.20	1.80	14.9
N49BUNW, N49BUNM, N49CUNW, N49CUNM	Complete	0.70	1.00	1.50	2.30	13.8
N49BUNWX, N49BUNMX, N49CUNWX, N49CUNMX	Upholstery	0.60	0.80	1.00	1.80	11.1
	Extreme back (include part under the seat)	0.60	0.80	1.00	1.80	12.2
N49GMND1, N49GMNS1H, N49GMNS1W, N49GMNS1, N49GMNSC1	Complete	2.10	2.50	3.50	4.00	42.6
N49GMND1X, N49GMNS1HX, N49GMNS1WX, N49GMNS1X, N49GMNSC1X	Upholstery	1.30	1.50	2.00	2.50	24.9
	Extreme back (include part under the seat)	1.00	1.30	2.00	2.80	19.9
N49DN1DM, N49DN14LM	Complete	0.80	1.00	2.30	3.20	16.6
N49DN1DMX, N49DN14LMX	Seat	0.70	0.80	1.00	1.30	14.4
	Seat Accent	0.50	0.60	1.70	2.70	10

