

---

# Greer Patient Recliners

Product Specifications	298
Fabrics and Options	299
Contrasting Fabrics Specifications	300
Product Pages	301
COM Yardage Requirements	309

## GREER PATIENT RECLINERS

### GREER PATIENT RECLINERS PRODUCT SPECIFICATIONS

#### CONSTRUCTION

- Greer recliners offer three adjustment positions:
  - Footrest raised (all models)
  - Infinite recline degree to lay flat
  - Feet higher than the head (Trendelenburg) models
- Built-in headrest offers supportive, patient comfort
- Optional, black polyurethane push bar helps caregivers reposition the chair
- Optional bump guard is a protective plastic welt cord
- Moisture barrier is optional for seat or seat and back
- Infinite back lock allows locking the back into various positions in 1 degree increments

#### ARMS

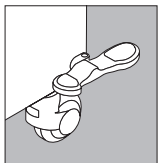
- Arm caps are available in black polyurethane, finished beech wood, and solid surface. EOS<sup>CU</sup> (Cupron-enhanced EOS) biocidal solid surface arm caps are optional on solid surface arm cap model; upcharge applies
- Model without arm caps is also available
- Drop-arm release unlocks the drop arm
- Drop arm, on applicable models, is shown in the "down" position. Available on left arm only (as seated)

#### FOOTRESTS

- Optional pull out footrest allows for patient to ingress and egress more easily. Footrest also can be used for comfort when recliner is in the seated position
- Footrest lever allows leg rest to be extended independently of the back operation

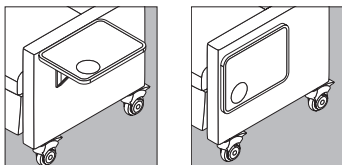
#### CASTERS

- Grey, non-marking, single-wheel casters work on both hard and soft surfaces, and are featured on all models with individual casters or central-locking casters
- Models with individual casters feature locking front casters and non-locking back casters
- Models with central-locking casters with brake are controlled from a foot pedal on the left side of the recliner (as seated). Neutral position engages non-directional movement. Paddle position can lock all casters allowing directional movement



#### OPTIONAL FOLD-DOWN TRAY

- Optional fold-down tray is available on left side of recliner as seated; not available on drop-arm model
- Tray is 16" D x 14" W; 2¼" in stored/down position



#### UTILITY HOOK

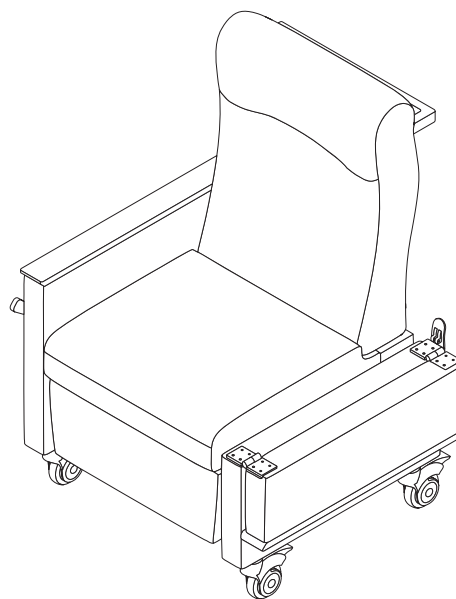
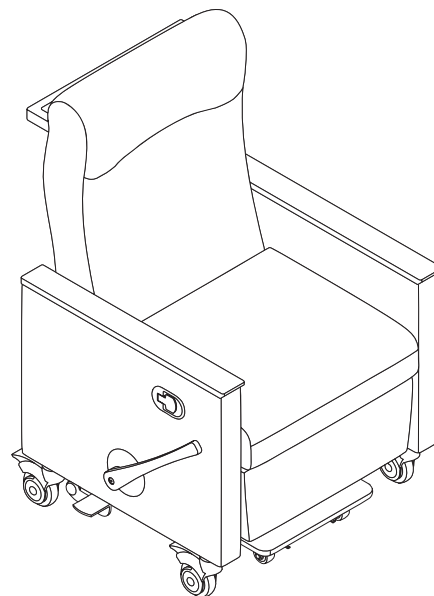
- Utility hook on left side of recliner is available as an option on models without a drop arm

#### TRENDELENBURG

- Trendelenburg models allow feet to be higher than head; paddles are located on the right side of the chair as seated

#### CONTRASTING FABRICS

- Contrasting fabric may be specified on back, base/seat, and arms



## SURFACE MATERIALS

See the Kimball Hospitality Surface Materials Reference Guide at [kimballhospitality.com](http://kimballhospitality.com) for a complete overview of our materials program, including:

- Characteristics of wood
- Special wood finishes
- Customer specified laminate (CSL)
- Customer specified paint (CSP)
- Fabric application and colorways
- Customer's own material (COM) process overview
- Alliance program

### ALLIANCE FABRIC PROGRAM

Kimball Hospitality has analyzed each model to most accurately reflect the COM/COL yardage requirements shown on page 309.

The yardage requirement for each model is based on 54" wide fabric and cutting the fabric up the roll.

If repeat is larger than 18", contact Customer Service to confirm the correct amount of yardage required. When ordering 10 or more chairs in the same COM, yardage requirements may be reduced.

Contact Customer Service.

### PRICE GRADES A-R

See Surface Materials at [www.kimballhospitality.com](http://www.kimballhospitality.com) for a wide variety of graded-in fabrics from Arc-Com, Carnegie, CF Stinson, Designtex, Maharam, Mayer, Momentum, and Ultrafabrics.

### FABRIC SAMPLES

If you need samples for presentation(s), contact our alliance partners directly at:

Arc-Com	800.223.5466	<a href="http://arc-com.com">arc-com.com</a>
Carnegie	800.727.6770	<a href="http://carnegiefabrics.com">carnegiefabrics.com</a>
CF Stinson	800.841.6279	<a href="http://cfstinson.com">cfstinson.com</a>
Designtex	800.221.1540	<a href="http://designtex.com">designtex.com</a>
Maharam	800.645.3943	<a href="http://maharam.com">maharam.com</a>
Mayer	800.428.4415	<a href="http://mayerfabrics.com">mayerfabrics.com</a>
Momentum	800.366.6839	<a href="http://memosamples.com">memosamples.com</a>
Ultrafabrics	877.309.6648	<a href="http://ultrafabricsllc.com">ultrafabricsllc.com</a>

## FOLD-DOWN TRAY

### 3D LAMINATE

CO	Canyon
DF	Driftwood
MH	Mocha
YO	Monterey
NW	Tuscan

### ARM CAPS

#### POLYURETHANE

462 Cinder

#### SOLID SURFACE

##### STANDARD

7101	Bisque
405	Designer White

##### PREMIUM\*

467	Carbon Concrete
468	Neutral Concrete
464	Peace Grey
469	Weathered Concrete

\*\$446 Upcharge applies

##### EOS\*

495	EOS <sup>CU</sup> Beige
496	EOS <sup>CU</sup> Grey

\*\$810 Upcharge applies

#### WOOD

BZ	Brazilwood	MH	Mocha
CO	Canyon	YO	Monterey
CI	Chai	PC	Porcini
CC	Cordoba	PB	Portobello
DF	Driftwood	792	Sable
KN	Kona	NW	Tuscan
MW	Midtown	WL	Willow

IMPORTANT: Hardwood finishes on seating are complementary to veneer finishes on casegoods and tables, but may not be a direct match due to the difference in substrates

Contact Customer Service for more information

## MOISTURE BARRIER

X	No Moisture Barrier
MB1	Seat (\$140 upcharge)
MB2	Seat and Back (\$245 upcharge)

## TRAY (OMIT FOR NO TRAY)

MT Fold-Down Tray (\$316 upcharge)

## PULL OUT FOOTREST

Y	Yes (\$416 upcharge)
N	No

## PUSH BAR

Y	Yes (\$166 upcharge)
N	No

## UTILITY HOOK ON LEFT

Y	Yes (\$166 upcharge)
N	No

## BUMP GUARD

Y	Yes (\$43 upcharge)
N	No

## TO ORDER CONTRASTING FABRIC, SPECIFY

### GREER

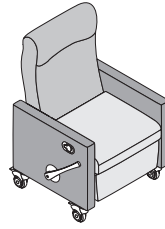
**Individual Locking Casters Recliners page 301**

**Individual Locking Casters with Trendelenburg Adjustment Recliners page 303**

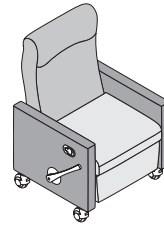
**Central Locking Casters Recliners page 305**

**Central Locking Casters with Trendelenburg Adjustment Recliners page 307**

1. Model Number plus "X"
2. Back Fabric Grade
3. Back Fabric Number
4. Base/Seat Fabric Grade
5. Base/Seat Fabric Number
6. Arms Fabric Grade
7. Arms Fabric Number
8. Arm Cap Designator
9. Moisture Barrier Optional for Seat or Seat and Back
10. Tray Option
11. Pull-out Footrest Option
12. Push Bar
13. Utility Hook on Left
14. Bump Guard



K49RILC



K49RCLC

**Individual Locking Casters with Drop Arm Recliners page 302**

**Individual Locking Casters with Trendelenburg Adjustment and Drop Arm Recliners page 304**

**Central Locking Casters with Drop Arm Recliners page 306**

**Central Locking Casters with Trendelenburg Adjustment and Drop Arm Recliners page 308**

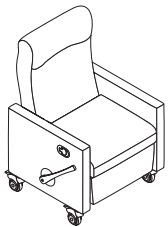
1. Model Number plus "X"
2. Back Fabric Grade
3. Back Fabric Number
4. Base/Seat Fabric Grade
5. Base/Seat Fabric Number
6. Arms Fabric Grade
7. Arms Fabric Number
8. Arm Cap Designator
9. Moisture Barrier Optional for Seat or Seat and Back
10. Pull-out Footrest Option
11. Push Bar
12. Bump Guard

**TO ORDER, SPECIFY:**

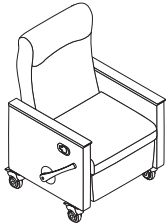
1. Model Number
2. Back Fabric Grade
3. Back Fabric Number
4. Base/Seat Fabric Grade
5. Base/Seat Fabric Number
6. Arms Fabric Grade
7. Arms Fabric Number
8. Arm Cap Designator (if applicable)
9. Moisture Barrier Optional for Seat or Seat and Back
10. Tray Option
11. Pull-out Footrest Option
12. Push Bar
13. Utility Hook on Left
14. Bump Guard

- See page 299 for Greer™ options
- See page 309 for COM fabric yardage

**INDIVIDUAL LOCKING CASTERS**



Without Arm Caps



With Arm Caps

**MODEL NO.**

**ALLIANCE PROGRAM PRICE GRADES**

		A	B	C	D	E	F	G	H	I
		J	K	L	M	N	O	P	Q	R
K49RILC	Without Arm Caps	\$ 3534	3727	3880	4030	4195	4387	4497	4708	4883
		5065	5355	5936	6306	6384	6456	6547	6632	7037
K49RILCACP	With Polyurethane Arm Caps	3705	3898	4051	4201	4366	4558	4668	4879	5054
		5236	5526	6107	6477	6555	6627	6718	6803	7208
K49RILCACW	With Wood Arm Caps	3894	4087	4240	4390	4555	4747	4857	5068	5243
		5425	5715	6296	6666	6744	6816	6907	6992	7397
K49RILCACs	With Solid Surface Arm Caps	4525	4718	4871	5021	5186	5378	5488	5699	5874
		6056	6346	6927	7297	7375	7447	7538	7623	8028

**DIMENSIONS**

Width	32	Seat Height	22	Arm Height w/out Arm Caps	26¼	Weight	160
Depth	28	Seat Depth	19½	Arm Height w/Arm Caps	27	Cubic Ft.	37.5
Height	46	Seat Width	23¾	Extended Length	68		

- Contrasting fabric option – specify X (i.e., K49RILCX); see page 300. For list pricing, use your electronic specification tool or contact customer service
- Grey, non-marking, individually locking, single-wheel casters for hard and soft surfaces
- Independent leg rest and back operation
- Built-in headrest
- Easy-to-use back recline and footrest release handles
- Arm caps, if applicable: polyurethane, beech wood, or solid surface
- Dimensions include 1½" for footrest lever on right as seated

## GREER PATIENT RECLINERS

### TO ORDER, SPECIFY:

1. Model Number
2. Back Fabric Grade
3. Back Fabric Number
4. Base/Seat Fabric Grade
5. Base/Seat Fabric Number
6. Arms Fabric Grade
7. Arms Fabric Number
8. Arm Cap Designator (if applicable)
9. Moisture Barrier Optional for Seat or Seat and Back
10. Pull-out Footrest Option
11. Push Bar
12. Bump Guard

- See page 299 for Greer™ options
- See page 309 for COM fabric yardage

### INDIVIDUAL LOCKING CASTERS WITH DROP ARM

### MODEL NO.

### ALLIANCE PROGRAM PRICE GRADES



Without Arm Caps



With Arm Caps

			A	B	C	D	E	F	G	H	I
			J	K	L	M	N	O	P	Q	R
K49RILCDAL	Without Arm Caps	\$	3664	3857	4010	4160	4325	4517	4627	4838	5013
			5195	5485	6066	6436	6514	6586	6677	6762	7167
K49RILCACPDAL	With Polyurethane Arm Caps		3835	4028	4181	4331	4496	4688	4798	5009	5184
			5366	5656	6237	6607	6685	6757	6848	6933	7338
K49RILCACWDAL	With Wood Arm Caps		4024	4217	4370	4520	4685	4877	4987	5198	5373
			5555	5845	6426	6796	6874	6946	7037	7122	7527
K49RILCACSDAL	With Solid Surface Arm Caps		4656	4849	5002	5152	5317	5509	5619	5830	6005
			6187	6477	7058	7428	7506	7578	7669	7754	8159

### DIMENSIONS

Width	32	Seat Height	22	Arm Height w/out Arm Caps	26¼	Weight	160
Depth	28	Seat Depth	19½	Arm Height w/Arm Caps	27	Cubic Ft.	37.5
Height	46	Seat Width	23¾	Extended Length	68		

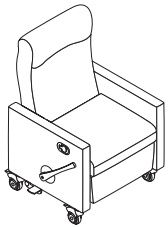
- Contrasting fabric option – specify X (i.e., K49RILCDALX); see page 300. For list pricing, use your electronic specification tool or contact customer service
- Grey, non-marking, individually locking, single-wheel casters for hard and soft surfaces
- Independent leg rest and back operation
- Easy-to-use back recline and footrest release handles
- Built-in headrest
- Drop arm with easy release for lateral patient transfer
- Arm caps, if applicable: polyurethane, beech wood, or solid surface
- Dimensions include 1½" for footrest lever on right as seated

**TO ORDER, SPECIFY:**

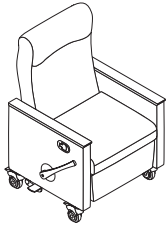
1. Model Number
2. Back Fabric Grade
3. Back Fabric Number
4. Base/Seat Fabric Grade
5. Base/Seat Fabric Number
6. Arms Fabric Grade
7. Arms Fabric Number
8. Arm Cap Designator (if applicable)
9. Moisture Barrier Optional for Seat or Seat and Back
10. Tray Option
11. Pull-out Footrest Option
12. Push Bar
13. Utility Hook on Left
14. Bump Guard

- See page 299 for Greer™ options
- See page 309 for COM fabric yardage

**INDIVIDUAL LOCKING CASTERS WITH TRENDELENBURG ADJUSTMENT**



Without Arm Caps



With Arm Caps

**MODEL NO.**

**ALLIANCE PROGRAM PRICE GRADES**

			A	B	C	D	E	F	G	H	I
			J	K	L	M	N	O	P	Q	R
K49RILCTB	Without Arm Caps	\$	3809	4002	4155	4305	4470	4662	4772	4983	5158
			5340	5630	6211	6581	6659	6731	6822	6907	7312
K49RILCTBACP	With Polyurethane Arm Caps		3981	4174	4327	4477	4642	4834	4944	5155	5330
			5512	5802	6383	6753	6831	6903	6994	7079	7484
K49RILCTBACW	With Wood Arm Caps		4169	4362	4515	4665	4830	5022	5132	5343	5518
			5700	5990	6571	6941	7019	7091	7182	7267	7672
K49RILCTBACS	With Solid Surface Arm Caps		4801	4994	5147	5297	5462	5654	5764	5975	6150
			6332	6622	7203	7573	7651	7723	7814	7899	8304

**DIMENSIONS**

Width	33¾	Seat Height	22	Arm Height w/out Arm Caps	26¼	Weight	190
Depth	28	Seat Depth	19½	Arm Height w/Arm Caps	27	Cubic Ft.	37.5
Height	46	Seat Width	23¾	Extended Length	68		

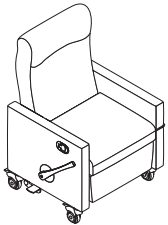
- Contrasting fabric option – specify X (i.e., K49RILCTBX); see page 300. For list pricing, use your electronic specification tool or contact customer service
- Grey, non-marking, individually locking, single-wheel casters for hard and soft surfaces
- Trendelenburg mechanism with foot pedal on right side
- Independent leg rest and back operation
- Easy-to-use back recline and leg rest release handles
- Built-in headrest
- Arm caps, if applicable: polyurethane, beech wood, or solid surface
- Dimensions include 3¼" for Trendelenburg foot pedal and footrest lever on right as seated

## GREER PATIENT RECLINERS

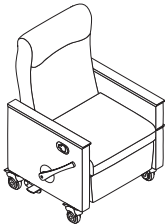
## TO ORDER, SPECIFY:

1. Model Number
2. Back Fabric Grade
3. Back Fabric Number
4. Base/Seat Fabric Grade
5. Base/Seat Fabric Number
6. Arms Fabric Grade
7. Arms Fabric Number
8. Arm Cap Designator (if applicable)
9. Moisture Barrier Optional for Seat or Seat and Back
10. Pull-out Footrest Option
11. Push Bar
12. Bump Guard

- See page 299 for Greer™ options
- See page 309 for COM fabric yardage

INDIVIDUAL LOCKING  
CASTERS WITH  
TRENDELENBURG  
ADJUSTMENT AND  
DROP ARM

Without Arm Caps



With Arm Caps

MODEL  
NO.

## ALLIANCE PROGRAM PRICE GRADES

			A	B	C	D	E	F	G	H	I
			J	K	L	M	N	O	P	Q	R
K49RILCTBDAL	Without Arm Caps	\$	3940	4133	4286	4436	4601	4793	4903	5114	5289
			5471	5761	6342	6712	6790	6862	6953	7038	7443
K49RILCTBACPDAL	With Polyurethane Arm Caps		4112	4305	4458	4608	4773	4965	5075	5286	5461
			5643	5933	6514	6884	6962	7034	7125	7210	7615
K49RILCTBACWDAL	With Wood Arm Caps		4300	4493	4646	4796	4961	5153	5263	5474	5649
			5831	6121	6702	7072	7150	7222	7313	7398	7803
K49RILCTBACSDAL	With Solid Surface Arm Caps		4932	5125	5278	5428	5593	5785	5895	6106	6281
			6463	6753	7334	7704	7782	7854	7945	8030	8435

## DIMENSIONS

Width	33¾	Seat Height	22	Arm Height w/out Arm Caps	26¾	Weight	190
Depth	28	Seat Depth	19½	Arm Height w/Arm Caps	27	Cubic Ft.	37.5
Height	46	Seat Width	23¾	Extended Length	68		

- Contrasting fabric option – specify X (i.e., K49RILCTBDALX); see page 300. For list pricing, use your electronic specification tool or contact customer service
- Grey, non-marking, individually locking, single-wheel casters for hard and soft surfaces
- Trendelenburg mechanism with foot pedal on right side
- Independent leg rest and back operation
- Easy-to-use back recline and leg rest release handles
- Built-in headrest
- Drop arm with easy release for lateral patient transfer
- Arm caps, if applicable: polyurethane, beech wood, or solid surface
- Dimensions include 3¾" for Trendelenburg foot pedal and footrest lever on right as seated

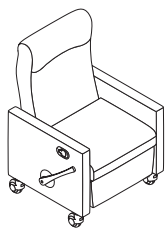


**TO ORDER, SPECIFY:**

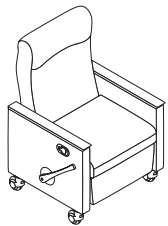
1. Model Number
2. Back Fabric Grade
3. Back Fabric Number
4. Base/Seat Fabric Grade
5. Base/Seat Fabric Number
6. Arms Fabric Grade
7. Arms Fabric Number
8. Arm Cap Designator (if applicable)
9. Moisture Barrier Optional for Seat or Seat and Back
10. Tray Option
11. Pull-out Footrest Option
12. Push Bar
13. Utility Hook on Left
14. Bump Guard

- See page 299 for Greer™ options
- See page 309 for COM fabric yardage

**CENTRAL LOCKING CASTERS**



Without Arm Caps



With Arm Caps

**MODEL NO.**

**ALLIANCE PROGRAM PRICE GRADES**

		A	B	C	D	E	F	G	H	I
		J	K	L	M	N	O	P	Q	R
K49RCLC	Without Arm Caps	\$ 4867	5060	5213	5363	5528	5720	5830	6041	6216
		6398	6688	7269	7639	7717	7789	7880	7965	8370
K49RCLCACP	With Polyurethane Arm Caps	5039	5232	5385	5535	5700	5892	6002	6213	6388
		6570	6860	7441	7811	7889	7961	8052	8137	8542
K49RCLCACW	With Wood Arm Caps	5228	5421	5574	5724	5889	6081	6191	6402	6577
		6759	7049	7630	8000	8078	8150	8241	8326	8731
K49RCLCACS	With Solid Surface Arm Caps	5859	6052	6205	6355	6520	6712	6822	7033	7208
		7390	7680	8261	8631	8709	8781	8872	8957	9362

**DIMENSIONS**

Width	35¼	Seat Height	22	Arm Height w/out Arm Caps	26¼	Weight	160
Depth	28	Seat Depth	19½	Arm Height w/Arm Caps	27	Cubic Ft.	37.5
Height	46	Seat Width	23¾	Extended Length	68		

- Contrasting fabric option – specify X (i.e., K49RCLCX); see page 300. For list pricing, use your electronic specification tool or contact customer service
- Grey, non-marking, central locking, single-wheel casters for hard and soft surfaces
- Independent leg rest and back operation
- Easy-to-use back recline and footrest release handles
- Built-in headrest
- Arm caps, if applicable: polyurethane, beech wood, or solid surface
- Dimensions include 1½" for footrest and 3¼" for central-locking brake on left as seated

## GREER PATIENT RECLINERS

### TO ORDER, SPECIFY:

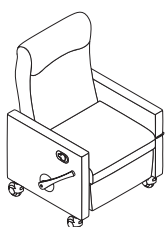
1. Model Number
2. Back Fabric Grade
3. Back Fabric Number
4. Base/Seat Fabric Grade
5. Base/Seat Fabric Number
6. Arms Fabric Grade
7. Arms Fabric Number
8. Arm Cap Designator (if applicable)
9. Moisture Barrier Optional for Seat or Seat and Back
10. Pull-out Footrest Option
11. Push Bar
12. Bump Guard

- See page 299 for Greer™ options
- See page 309 for COM fabric yardage

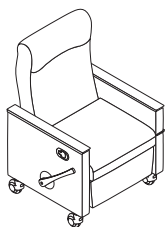
### CENTRAL LOCKING CASTERS WITH DROP ARM

### MODEL NO.

### ALLIANCE PROGRAM PRICE GRADES



Without Arm Caps



With Arm Caps

			A	B	C	D	E	F	G	H	I
			J	K	L	M	N	O	P	Q	R
K49RCLCDAL	Without Arm Caps	\$	4997	5190	5343	5493	5658	5850	5960	6171	6346
			6528	6818	7399	7769	7847	7919	8010	8095	8500
K49RCLCACPDAL	With Polyurethane Arm Caps		5170	5363	5516	5666	5831	6023	6133	6344	6519
			6701	6991	7572	7942	8020	8092	8183	8268	8673
K49RCLCACWDAL	With Wood Arm Caps		5358	5551	5704	5854	6019	6211	6321	6532	6707
			6889	7179	7760	8130	8208	8280	8371	8456	8861
K49RCLCACSDAL	With Solid Surface Arm Caps		5990	6183	6336	6486	6651	6843	6953	7164	7339
			7521	7811	8392	8762	8840	8912	9003	9088	9493

### DIMENSIONS

Width	35¼	Seat Height	22	Arm Height w/out Arm Caps	26¼	Weight	160
Depth	28	Seat Depth	19½	Arm Height w/Arm Caps	27	Cubic Ft.	37.5
Height	46	Seat Width	23¾	Extended Length	68		

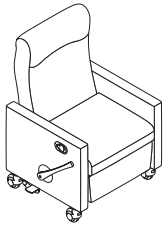
- Contrasting fabric option – specify X (i.e., K49RCLCDALX); see page 300. For list pricing, use your electronic specification tool or contact customer service
- Grey, non-marking, individually locking, single-wheel casters for hard and soft surfaces
- Independent leg rest and back operation
- Easy-to-use back recline and footrest release handles
- Built-in headrest
- Drop arm with easy release for lateral patient transfer
- Arm caps, if applicable: polyurethane, beech wood, or solid surface
- Dimensions include 1½" for footrest lever on right as seated and 3¼" for central-locking brake on left as seated

**TO ORDER, SPECIFY:**

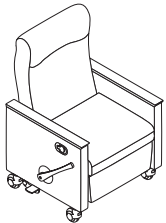
1. Model Number
2. Back Fabric Grade
3. Back Fabric Number
4. Base/Seat Fabric Grade
5. Base/Seat Fabric Number
6. Arms Fabric Grade
7. Arms Fabric Number
8. Arm Cap Designator (if applicable)
9. Moisture Barrier Optional for Seat or Seat and Back
10. Tray Option
11. Pull-out Footrest Option
12. Push Bar
13. Utility Hook on Left
14. Bump Guard

- See page 299 for Greer™ options
- See page 309 for COM fabric yardage

**CENTRAL LOCKING  
CASTERS WITH  
TRENDELENBURG  
ADJUSTMENT**



Without Arm Caps



With Arm Caps

**MODEL  
NO.**

**ALLIANCE PROGRAM PRICE GRADES**

			A	B	C	D	E	F	G	H	I
			J	K	L	M	N	O	P	Q	R
K49RCLCTB	Without Arm Caps	\$	5142	5335	5488	5638	5803	5995	6105	6316	6491
			6673	6963	7544	7914	7992	8064	8155	8240	8645
K49RCLCTBACP	With Polyurethane Arm Caps		5316	5509	5662	5812	5977	6169	6279	6490	6665
			6847	7137	7718	8088	8166	8238	8329	8414	8819
K49RCLCTBACW	With Wood Arm Caps		5503	5696	5849	5999	6164	6356	6466	6677	6852
			7034	7324	7905	8275	8353	8425	8516	8601	9006
K49RCLCTBACS	With Solid Surface Arm Caps		6136	6329	6482	6632	6797	6989	7099	7310	7485
			7667	7957	8538	8908	8986	9058	9149	9234	9639

**DIMENSIONS**

Width	37	Seat Height	22	Arm Height w/out Arm Caps	26¼	Weight	190
Depth	28	Seat Depth	19½	Arm Height w/Arm Caps	27	Cubic Ft.	37.5
Height	46	Seat Width	23¾	Extended Length	68		

- Contrasting fabric option – specify X (i.e., K49RCLCTBX); see page 300. For list pricing, use your electronic specification tool or contact customer service
- Grey, non-marking, central locking, single-wheel casters for hard and soft surfaces
- Trendelenburg mechanism with foot pedal on right side
- Independent leg rest and back operation
- Easy-to-use back recline and leg rest release handles
- Built-in headrest
- Arm caps, if applicable: polyurethane, beech wood, or solid surface
- Dimensions include 1½" for footrest lever on right as seated

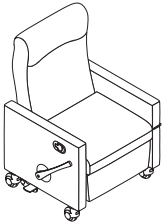
## GREER PATIENT RECLINERS

### TO ORDER, SPECIFY:

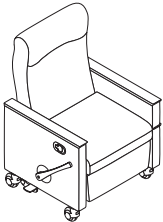
1. Model Number
2. Back Fabric Grade
3. Back Fabric Number
4. Base/Seat Fabric Grade
5. Base/Seat Fabric Number
6. Arms Fabric Grade
7. Arms Fabric Number
8. Arm Cap Designator (if applicable)
9. Moisture Barrier Optional for Seat or Seat and Back
10. Pull-out Footrest Option
11. Push Bar
12. Bump Guard

- See page 299 for Greer™ options
- See page 309 for COM fabric yardage

### CENTRAL LOCKING CASTERS WITH TRENDELENBURG ADJUSTMENT AND DROP ARM



Without Arm Caps



With Arm Caps

### MODEL NO.

### ALLIANCE PROGRAM PRICE GRADES

			A	B	C	D	E	F	G	H	I
			J	K	L	M	N	O	P	Q	R
K49RCLCTBDAL	Without Arm Caps	\$	5273	5466	5619	5769	5934	6126	6236	6447	6622
			6804	7094	7675	8045	8123	8195	8286	8371	8776
K49RCLCTBACPDAL	With Polyurethane Arm Caps		5446	5639	5792	5942	6107	6299	6409	6620	6795
			6977	7267	7848	8218	8296	8368	8459	8544	8949
K49RCLCTBACWDAL	With Wood Arm Caps		5634	5827	5980	6130	6295	6487	6597	6808	6983
			7165	7455	8036	8406	8484	8556	8647	8732	9137
K49RCLCTBACSDAL	With Solid Surface Arm Caps		6266	6459	6612	6762	6927	7119	7229	7440	7615
			7797	8087	8668	9038	9116	9188	9279	9364	9769

### DIMENSIONS

Width	37	Seat Height	22	Arm Height w/out Arm Caps	26¼	Weight	190
Depth	28	Seat Depth	19½	Arm Height w/Arm Caps	27	Cubic Ft.	37.5
Height	46	Seat Width	23¾	Extended Length	68		

- Contrasting fabric option – specify X (i.e., K49RCLCTBDALX); see page 300. For list pricing, use your electronic specification tool or contact customer service
- Grey, non-marking, central locking, single-wheel casters for hard and soft surfaces
- Trendelenburg mechanism with foot pedal on right side
- Independent leg rest and back operation
- Easy-to-use back recline and leg rest release handles
- Built-in headrest
- Drop arm with easy release for lateral patient transfer
- Arm caps, if applicable: polyurethane, beech wood, or solid surface

## COM YARDAGE REQUIREMENTS

### COM YARDAGE REQUIREMENTS (54" WIDTH – CUT UP THE ROLL)

MODEL	RAILROADED Contact customer service 800-634-9510 for ydg requirements	NON DIRECTIONAL OR SOLID	1"-4" REPEAT	5"-11" REPEAT	12"-18" REPEAT	COL SQUARE FEET
			4" VERTICAL X 4" HORIZONTAL	11" VERTICAL X 11" HORIZONTAL	18" VERTICAL X 18" HORIZONTAL	
K49RILC, K49RILCACP, K49RILCACW, K49RILCACS	Entire Unit	4.40	7.50	9.00	9.00	88.6
	Back	1.90	3.00	4.00	5.50	38.8
	Seat & Base	1.30	2.00	2.50	3.00	26.6
	Arms	2.80	3.30	4.20	4.50	55.3
K49RILCDAL, K49RILCACWDAL, K49RILCACPDAL, K49RILCACSDAL	Entire Unit	4.60	7.50	9.00	9.50	90.8
	Back	1.90	3.00	4.00	4.00	38.7
	Seat & Base	1.30	2.00	2.50	3.00	26.6
	Arms	2.80	3.30	4.00	5.50	55.3
K49RILCTB, K49RILCTBACP, K49RILCTBACW, K49RILCTBACS	Entire Unit	4.40	7.50	9.00	9.00	88.6
	Back	1.90	3.00	4.00	5.50	38.8
	Seat & Base	1.30	2.00	2.50	3.00	26.6
	Arms	2.80	3.30	4.20	4.50	55.3
K49RILCTBDAL, K49RILCTBACPDAL, K49RILCTBACWDAL, K49RILCTBACSDAL	Entire Unit	4.60	7.50	9.00	9.50	90.8
	Back	1.90	3.00	4.00	4.00	38.7
	Seat & Base	1.30	2.00	2.50	3.00	26.6
	Arms	2.80	3.30	4.00	5.50	55.3
K49RCLC, K49RCLCACP, K49RCLCACW, K49RCLCACS	Entire Unit	4.40	7.50	9.00	9.00	88.6
	Back	1.90	3.00	4.00	5.50	38.8
	Seat & Base	1.30	2.00	2.50	3.00	26.6
	Arms	2.80	3.30	4.20	4.50	55.3
K49RCLCDAL, K49RCLCACPDAL, K49RCLCACWDAL, K49RCLCACSDAL	Entire Unit	4.60	7.50	9.00	9.50	90.8
	Back	1.90	3.00	4.00	4.00	38.7
	Seat & Base	1.30	2.00	2.50	3.00	26.6
	Arms	2.80	3.30	4.00	5.50	55.3
K49RCLCTB, K49RCLCTBACP, K49RCLCTBACW, K49RCLCTBACS	Entire Unit	4.40	7.50	9.00	9.00	88.6
	Back	1.90	3.00	4.00	5.50	38.8
	Seat & Base	1.30	2.00	2.50	3.00	26.6
	Arms	2.80	3.30	4.20	4.50	55.3
K49RCLCTBDAL, K49RCLCTBACPDAL, K49RCLCTBACWDAL, K49RCLCTBACSDAL	Entire Unit	4.60	7.50	9.00	9.50	90.8
	Back	1.90	3.00	4.00	4.00	38.7
	Seat & Base	1.30	2.00	2.50	3.00	26.6
	Arms	2.80	3.30	4.00	5.50	55.3

## GREER PATIENT RECLINERS

---