
Nate & Natty

Product Specifications	452
Fabrics and Options	453
Contrasting Fabrics Specifications	454
Product Pages	455
COM Yardage Requirements	458

NATE & NATTY PRODUCT SPECIFICATIONS

CONSTRUCTION

- Understructure on stools provides added strength and stability, as well as a footrest for the user

SEAT AND BACK

- Conference chairs feature a larger seat and back than side chairs and stools
- Side chairs and stools feature a smaller seat and back than conference chairs

CONTRASTING UPHOLSTERY

- Upholstery is applied to all models over molded foam back and slab seat foam assembly
- All models can be specified in one fabric or with a contrasting back and seat

DECORATIVE STITCHING

- Decorative stitching is standard
- Specify thread to be the closest match to upholstery or select a contrasting thread color

CONFERENCE CHAIRS WITH SWIVEL BASE

- Height-adjustable, low-profile, four-star, polished aluminum base
- Polished knee-tilt control with tilt lock
- Nylon glides with polished covers or hard 65mm black dual-wheel casters with a polished center are standard; soft casters are available (upcharge applies)
- Auto-return mechanism allows user to swivel up to 90° in either direction and returns to center when the user stands

SIDE CHAIRS WITH SWIVEL BASE

- Height-adjustable, low-profile, four-star, polished aluminum base
- Nylon glides with polished covers or hard 65mm black dual-wheel casters with a polished center are standard; soft casters are available (upcharge applies)
- Auto-return mechanism allows user to swivel up to 90° in either direction and returns to center when the user stands

SIDE CHAIRS WITH SPIDER BASE

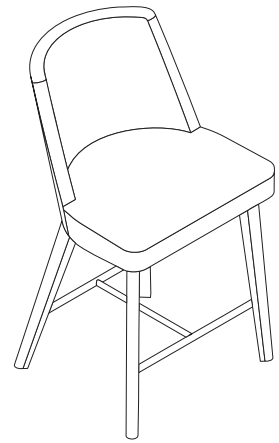
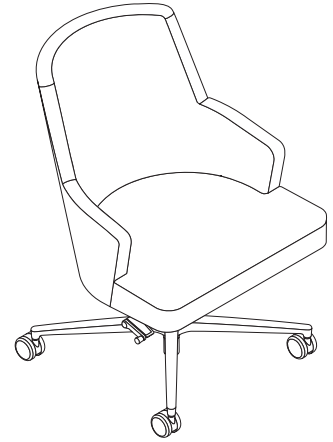
- High-profile polished aluminum base with auto-return mechanism
- Nylon glides with polished covers
- Desk height

SIDE CHAIRS AND STOOLS WITH WOOD LEGS

- Beech wood legs available in wood finishes
- Chrome footrest understructure on stools
- Nylon glides
- Available in desk, counter, or bar height

SIDE CHAIRS AND STOOLS WITH METAL LEGS

- Metal legs available in cinder or chrome
- Footrest understructure on stools matches finish selected for legs
- Black, nylon ball glides
- Available in desk, counter, or bar height



SURFACE MATERIALS

See the Kimball Hospitality Surface Materials Reference Guide at kimballhospitality.com for a complete overview of our materials program, including:

- Characteristics of wood
- Special wood finishes
- Customer specified laminate (CSL)
- Customer specified paint (CSP)
- Fabric application and colorways
- Customer's own material (COM) process overview
- Alliance program

ALLIANCE FABRIC PROGRAM

Kimball Hospitality has analyzed each model to most accurately reflect the COM/COL yardage requirements shown on page 458.

The yardage requirement for each model is based on 54" wide fabric and cutting the fabric up the roll.

If repeat is larger than 18", contact Customer Service to confirm the correct amount of yardage required. When ordering 10 or more chairs in the same COM, yardage requirements may be reduced.

Contact Customer Service.

PRICE GRADES A-R

See Surface Materials at www.kimballhospitality.com for a wide variety of graded-in fabrics from Arc-Com, CF Stinson, Designtex, Maharam, Momentum, and Ultrafabrics.

FABRIC SAMPLES

If you need samples for presentation(s), contact our alliance partners directly at:

Arc-Com	800.223.5466	arc-com.com
Designtex	800.221.1540	designtex.com
CF Stinson	800.841.6279	cfstinson.com
Maharam	800.645.3943	maharam.com
Momentum	800.366.6839	memosamples.com
Ultrafabrics	877.309.6648	ultrafabricsllc.com

WOOD FINISHES

PRICE GROUP 1

MC	Amber Cherry
CC	Cordoba Cherry
MH	Mocha Cherry
SC	Sedona Cherry
IM	Brighton Maple
TM	Huntington Maple
ES	Espresso Walnut
MW	Midtown Walnut
TW	Tribeca Walnut
UW	Urban Walnut
AD	Almond Straight Grain
CO	Canyon Straight Grain
DF	Driftwood Straight Grain
YO	Monterey Straight Grain
PB	Portobello Straight Grain
792	Sable Straight Grain
NW	Tuscan Straight Grain

IMPORTANT: Wood finishes applied to solid hardwood are complementary to the same wood finish applied to wood veneer, but not an exact match
Contact Customer Service for more information

THREAD

MATCH	CLOSEST MATCH
WHITE	721Q_WHITE
BLACK	744Q_BLACK
RED	757Q_RED
ORANGE	755Q_ORANGE
GOLD	763Q_LT BROWN
GREEN	799Q_DK GREEN
DK JADE	781Q_DK JADE
NAVY	765Q_NAVY
BROWN	793Q_SADDLE

BASE FINISH

497	Polished Aluminum
-----	-------------------

GLIDES/CASTERS

C61	49mm nylon glides with polished cover
C62	Hard 65mm polished/black dual wheel casters for use on carpet
C63	Soft 65mm polished/black dual wheel for use on hard floors (\$32 upcharge)

FOOTREST

490	Chrome
-----	--------

LEGS/FOOTREST

462	Cinder
490	Chrome

TO ORDER CONTRASTING FABRIC, SPECIFY

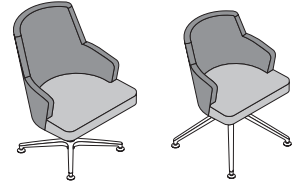
NATE & NATTY

Desk Height Conference Chair with Swivel Base page 455

Desk Height Side Chair with Swivel Base page 455

Desk Height Side Chair with Spider Base page 455

1. Model Number plus "X"
2. Back Upholstery Grade
3. Back Upholstery Number
4. Seat Upholstery Grade
5. Seat Upholstery Number
6. Decorative Stitching Thread Color
7. Base Finish
8. Glides/Casters



Contrasting Fabric may be specified on back and seat

Desk Height Side Chair with Wood Leg page 456

Counter Height Stool with Wood Leg page 456

Bar Height Stool with Wood Leg page 456

1. Model Number plus "X"
2. Back Upholstery Grade
3. Back Upholstery Number
4. Seat Upholstery Grade
5. Seat Upholstery Number
6. Decorative Stitching Thread Color
7. Legs Wood Finish Price Group
8. Legs Wood Finish Designator
9. Footrest (omit for chairs)

Desk Height Side Chair with Metal Leg page 457

Counter Height Stool with Metal Leg page 457

Bar Height Stool with Metal Leg page 457

1. Model Number plus "X"
2. Back Upholstery Grade
3. Back Upholstery Number
4. Seat Upholstery Grade
5. Seat Upholstery Number
6. Decorative Stitching Thread Color
7. Legs/Footrest Finish

TO ORDER, SPECIFY:

1. Model Number
2. Back Upholstery Grade
3. Back Upholstery Number
4. Seat Upholstery Grade
5. Seat Upholstery Number
6. Decorative Stitching Thread Color
7. Base Finish
8. Glides/Casters

- See page 453 for Nate & Natty options
- See page 458 for COM fabric yardage

DESK HEIGHT CONFERENCE CHAIR WITH SWIVEL BASE

MODEL NO.

ALLIANCE PROGRAM PRICE GRADES



Armless

			A	B	C	D	E	F	G	H	I
			J	K	L	M	N	O	P	Q	R
K85CFXAHAKT	Armless	\$	1920	1990	2045	2100	2157	2227	2267	2342	2405
			2470	2575	2785	2917	2945	2970	3002	3035	3180
K85CFUAHAKT	Arms		2122	2209	2278	2346	2418	2506	2556	2649	2727
			2808	2939	3201	3367	3401	3432	3473	3513	3694

DIMENSIONS

Width	25½	Seat Width Front Edge	25	Arm Depth	16	Weight
Depth	27½	Seat Width Between Arms	20½	Arm Height from Floor	24-28	Cubic Ft.
Height	35¼-39¼	Seat Depth	17¼	Arm Height from Seat	6½	
Seat Height	17½-21¼	Back Height from Seat	19	Arm Width	2½	

- Contrasting fabric option – specify X (i.e., K85CFXAHAKTX); see page 454. For list pricing, use your electronic specification tool or contact customer service
- Upholstered back, seat, and arms
- Height adjustable, four-star base with knee tilt control: polished aluminum
- Nylon glides with polished cover or hard 65mm polished/black dual wheel casters

DESK HEIGHT SIDE CHAIR WITH SWIVEL BASE



Armless

			A	B	C	D	E	F	G	H	I
			J	K	L	M	N	O	P	Q	R
K85MPXAHA4SB	Armless	\$	1550	1604	1647	1688	1733	1787	1817	1875	1923
			1973	2054	2215	2317	2338	2357	2382	2407	2518
K85MPUAHA4SB	Arms		1706	1772	1824	1875	1929	1995	2033	2104	2162
			2223	2322	2519	2644	2670	2693	2724	2754	2890

DIMENSIONS

Width	21½	Seat Width Front Edge	21½	Arm Depth	9	Weight
Depth	24½	Seat Width Between Arms	18½	Arm Height from Floor	23-27¼	Cubic Ft.
Height	29½-34¼	Seat Depth	17	Arm Height from Seat	7½	
Seat Height	16-20¼	Back Height from Seat	13¼	Arm Width	1¼	

- Contrasting fabric option – specify X (i.e., K85MPXAHA4SBX); see page 454. For list pricing, use your electronic specification tool or contact customer service
- Upholstered back, seat, and arms
- Height adjustable swivel base: polished aluminum
- Nylon glides with polished cover or hard 65mm polished/black dual wheel casters

DESK HEIGHT SIDE CHAIR WITH SPIDER BASE



Armless

			A	B	C	D	E	F	G	H	I
			J	K	L	M	N	O	P	Q	R
K85SDXASB	Armless	\$	1622	1676	1719	1760	1805	1859	1889	1947	1995
			2045	2126	2287	2389	2410	2429	2454	2479	2590
K85SDUASB	Arms		1778	1844	1896	1947	2001	2067	2105	2176	2234
			2295	2394	2591	2716	2742	2765	2796	2826	2962

DIMENSIONS

Width	21¼	Seat Width Front Edge	21½	Arm Depth	9	Weight
Depth	24½	Seat Width Between Arms	18½	Arm Height from Floor	25¼	Cubic Ft.
Height	32	Seat Depth	17	Arm Height from Seat	7½	
Seat Height	18¼	Back Height from Seat	13¼	Arm Width	1¼	

- Contrasting fabric option – specify X (i.e., K85SDXASBX); see page 454. For list pricing, use your electronic specification tool or contact customer service
- Upholstered back, seat, and arms
- Spider base with auto return: polished aluminum
- Nylon glides with polished cover

NATE & NATTY

TO ORDER, SPECIFY:

1. Model Number
2. Back Upholstery Grade
3. Back Upholstery Number
4. Seat Upholstery Grade
5. Seat Upholstery Number

6. Decorative Stitching Thread Color
7. Legs Wood Finish Price Group
8. Legs Wood Finish Designator
9. Footrest (omit for chairs)

- See page 453 for Nate & Natty options
- See page 458 for COM fabric yardage

DESK HEIGHT SIDE CHAIR WITH WOOD LEG



Armless



Arms

MODEL NO.

ALLIANCE PROGRAM PRICE GRADES

			A	B	C	D	E	F	G	H	I
			J	K	L	M	N	O	P	Q	R
K85SDXAWL	Armless	\$	1628	1682	1725	1766	1811	1865	1895	1953	2001
			2051	2132	2293	2395	2416	2435	2460	2485	2596
K85SDUAWL	Arms		1784	1850	1902	1953	2007	2073	2111	2182	2240
			2301	2400	2597	2722	2748	2771	2802	2832	2968

DIMENSIONS

Width	21¾	Seat Width Front Edge	21½	Arm Depth	9	Weight
Depth	22	Seat Width Between Arms	18½	Arm Height from Floor	24	Cubic Ft.
Height	31¾	Seat Depth	17	Arm Height from Seat	6	
Seat Height	18½	Back Height from Seat	13¾	Arm Width	1¾	

- Contrasting fabric option – specify X (i.e., K85SDXAWLX); see page 454. For list pricing, use your electronic specification tool or contact customer service
- Upholstered back, seat, and arms
- Four wood legs
- Nylon glides

COUNTER HEIGHT STOOL WITH WOOD LEG



Armless



Arms

			A	B	C	D	E	F	G	H	I
			J	K	L	M	N	O	P	Q	R
K85CSXAWL	Armless	\$	1813	1866	1907	1948	1991	2044	2073	2129	2176
			2225	2304	2461	2560	2580	2599	2623	2648	2756
K85CSUAWL	Arms		1967	2030	2079	2128	2180	2243	2279	2347	2403
			2462	2556	2744	2864	2889	2912	2941	2969	3100

DIMENSIONS

Width	21¾	Seat Width Front Edge	21½	Arm Depth	9	Weight
Depth	22	Seat Width Between Arms	17	Arm Height from Floor	31¾	Cubic Ft.
Height	36	Back Height from Seat	12	Arm Height from Seat	7½	
Seat Height	24¾	Foot Rail from Floor	7¼	Arm Width	1¾	
Seat Depth	17	Foot Rail from Seat	18			

- Contrasting fabric option – specify X (i.e., K85CSXAWLX); see page 454. For list pricing, use your electronic specification tool or contact customer service
- Upholstered back, seat, and arms
- Four wood legs
- Chrome footrest understructure on stools
- Nylon glides

BAR HEIGHT STOOL WITH WOOD LEG



Armless



Arms

			A	B	C	D	E	F	G	H	I
			J	K	L	M	N	O	P	Q	R
K85BSXAWL	Armless	\$	1834	1887	1928	1969	2012	2065	2094	2150	2197
			2246	2325	2482	2581	2601	2620	2644	2669	2777
K85BSUAWL	Arms		1989	2052	2101	2150	2202	2265	2301	2369	2425
			2484	2578	2766	2886	2911	2934	2963	2991	3122

DIMENSIONS

Width	21¾	Seat Width Front Edge	21½	Arm Depth	9	Weight
Depth	22	Seat Width Between Arms	17	Arm Height from Floor	37¾	Cubic Ft.
Height	42	Back Height from Seat	12	Arm Height from Seat	7½	
Seat Height	30¾	Foot Rail from Floor	13¾	Arm Width	1¾	
Seat Depth	17	Foot Rail from Seat	18			

- Contrasting fabric option – specify X (i.e., K85BSXAWLX); see page 454. For list pricing, use your electronic specification tool or contact customer service
- Upholstered back, seat, and arms
- Four wood legs
- Chrome footrest understructure on stools
- Nylon glides

TO ORDER, SPECIFY:

1. Model Number
2. Back Upholstery Grade
3. Back Upholstery Number
4. Seat Upholstery Grade
5. Seat Upholstery Number
6. Decorative Stitching Thread Color
7. Legs/Footrest Finish

- See page 453 for Nate & Natty options
- See page 458 for COM fabric yardage

DESK HEIGHT SIDE CHAIR WITH METAL LEG

MODEL NO.

ALLIANCE PROGRAM PRICE GRADES



Armless



Arms

		ALLIANCE PROGRAM PRICE GRADES									
		A	B	C	D	E	F	G	H	I	
		J	K	L	M	N	O	P	Q	R	
K85SDXAMLG	Armless	\$ 1369	1423	1466	1507	1552	1606	1636	1694	1742	
		1792	1873	2034	2136	2157	2176	2201	2226	2337	
K85SDUAMLG	Arms	1525	1591	1643	1694	1748	1814	1852	1923	1981	
		2042	2141	2338	2463	2489	2512	2543	2573	2709	

DIMENSIONS

Width	21½	Seat Width Front Edge	21½	Arm Depth	9	Weight	
Depth	22	Seat Width Between Arms	18½	Arm Height from Floor	24	Cubic Ft.	
Height	31¾	Seat Depth	17	Arm Height from Seat	6		
Seat Height	18½	Back Height from Seat	13¾	Arm Width	1¾		

- Contrasting fabric option – specify X (i.e., K85SDXAMLGX); see page 454. For list pricing, use your electronic specification tool or contact customer service
- Upholstered back, seat, and arms
- Metal legs
- Black, nylon ball glides

COUNTER HEIGHT STOOL WITH METAL LEG



Armless



Arms

		A	B	C	D	E	F	G	H	I
		J	K	L	M	N	O	P	Q	R
K85CSXAML	Armless	\$ 1489	1542	1583	1624	1667	1720	1749	1805	1852
		1901	1980	2137	2236	2256	2275	2299	2324	2432
K85CSUAML	Arms	1642	1705	1754	1803	1855	1918	1954	2022	2078
		2137	2231	2419	2539	2564	2587	2616	2644	2775

DIMENSIONS

Width	21¾	Seat Width Front Edge	21½	Arm Depth	9	Weight	
Depth	22	Seat Width Between Arms	17	Arm Height from Floor	31¾	Cubic Ft.	
Height	36	Back Height from Seat	12	Arm Height from Seat	7½		
Seat Height	24¾	Foot Rail from Floor	7¼	Arm Width	1¾		
Seat Depth	17	Foot Rail from Seat	18				

- Contrasting fabric option – specify X (i.e., K85CSXAMLX); see page 454. For list pricing, use your electronic specification tool or contact customer service
- Upholstered back, seat, and arms
- Metal legs
- Metal footrest understructure on stools
- Black, nylon ball glides

BAR HEIGHT STOOL WITH METAL LEG



Armless



Arms

		A	B	C	D	E	F	G	H	I
		J	K	L	M	N	O	P	Q	R
K85BSXAML	Armless	\$ 1510	1563	1604	1645	1688	1741	1770	1826	1873
		1922	2001	2158	2257	2277	2296	2320	2345	2453
K85BSUAML	Arms	1667	1730	1779	1828	1880	1943	1979	2047	2103
		2162	2256	2444	2564	2589	2612	2641	2669	2800

DIMENSIONS

Width	21¾	Seat Width Front Edge	21½	Arm Depth	9	Weight	
Depth	22	Seat Width Between Arms	17	Arm Height from Floor	37¾	Cubic Ft.	
Height	42	Back Height from Seat	12	Arm Height from Seat	7½		
Seat Height	30¾	Foot Rail from Floor	13¾	Arm Width	1¾		
Seat Depth	17	Foot Rail from Seat	18				

- Contrasting fabric option – specify X (i.e., K85BSXAMLX); see page 454. For list pricing, use your electronic specification tool or contact customer service
- Upholstered back, seat, and arms
- Metal legs
- Metal footrest understructure on stools
- Black, nylon ball glides

COM YARDAGE REQUIREMENTS

COM YARDAGE REQUIREMENTS (54" WIDTH – CUT UP THE ROLL)

MODEL	RAILROADED Contact customer service 800-634-9510 for ydg requirements	NON DIRECTIONAL OR SOLID	1"-4" REPEAT	5"-11" REPEAT	12"-18" REPEAT	COL SQUARE FEET
			4" VERTICAL X 4" HORIZONTAL	11" VERTICAL X 11" HORIZONTAL	18" VERTICAL X 18" HORIZONTAL	
K85BSUAML	Entire Unit	1.60	1.80	2.30	3.20	28.4
	Seat	0.70	0.90	1.10	1.70	10.7
	Back	1.20	1.40	1.60	2.40	21.7
K85BSUAWL	Entire Unit	1.60	1.80	2.30	3.20	28.4
	Seat	0.70	0.90	1.10	1.70	10.7
	Back	1.20	1.40	1.60	2.40	21.7
K85BSXAML	Entire Unit	1.30	1.70	2.70	2.90	23.4
	Seat	0.80	0.90	1.40	1.70	12.3
	Back	1.10	1.40	1.60	2.40	20.1
K85BSXAWL	Entire Unit	1.30	1.70	2.70	2.90	23.4
	Seat	0.80	0.90	1.40	1.70	12.3
	Back	1.10	1.40	1.60	2.40	20.1
K85CFXAHAKT	Entire Unit	1.80	2.30	3.30	3.70	33.9
	Seat	0.80	1.10	1.50	1.70	14
	Back	1.60	1.80	2.90	3.50	28.9
K85CFUAHAKT	Entire Unit	1.90	2.60	3.90	4.40	35
	Seat	1.00	1.20	1.50	1.70	16.8
	Back	1.50	1.80	3.00	5.00	27.3
K85CSUAML	Entire Unit	1.60	1.80	2.30	3.20	28.4
	Seat	0.70	0.90	1.10	1.70	10.7
	Back	1.20	1.40	1.60	2.40	21.7
K85CSUAWL	Entire Unit	1.60	1.80	2.30	3.20	28.4
	Seat	0.70	0.90	1.10	1.70	10.7
	Back	1.20	1.40	1.60	2.40	21.7
K85CSXAML	Entire Unit	1.30	1.70	2.70	2.90	23.4
	Seat	0.80	0.90	1.40	1.70	12.3
	Back	1.10	1.40	1.60	2.40	20.1
K85CSXAWL	Entire Unit	1.30	1.70	2.70	2.90	23.4
	Seat	0.80	0.90	1.40	1.70	12.3
	Back	1.10	1.40	1.60	2.40	20.1
K85MPUAHA4SB	Entire Unit	1.70	1.90	2.50	3.40	30.6
	Seat	0.70	0.90	1.10	1.70	10.7
	Back	1.30	1.50	2.00	2.40	23.4
K85MPXAHA4SB	Entire Unit	1.40	1.80	2.70	3.40	24.5
	Seat	0.80	0.90	1.40	1.70	12.3
	Back	1.20	1.50	1.70	2.40	21.2
K85SDUAMLG	Entire Unit	1.70	1.90	2.50	3.40	30.6
	Seat	0.70	0.90	1.10	1.70	10.7
	Back	1.30	1.50	2.00	2.40	23.4
K85SDUASB	Entire Unit	1.70	1.90	2.50	3.40	30.6
	Seat	0.70	0.90	1.10	1.70	10.7
	Back	1.30	1.50	2.00	2.40	23.4
K85SDUAWL	Entire Unit	1.70	1.90	2.50	3.40	30.6
	Seat	0.70	0.90	1.10	1.70	10.7
	Back	1.30	1.50	2.00	2.40	23.4
K85SDXAMLG	Entire Unit	1.40	1.80	2.70	3.40	24.5
	Seat	0.80	0.90	1.40	1.70	12.3
	Back	1.20	1.50	1.70	2.40	21.2
K85SDXASB	Entire Unit	1.40	1.80	2.70	3.40	24.5
	Seat	0.80	0.90	1.40	1.70	12.3
	Back	1.20	1.50	1.70	2.40	21.2
K85SDXAWL	Entire Unit	1.40	1.80	2.70	3.40	24.5
	Seat	0.80	0.90	1.40	1.70	12.3
	Back	1.20	1.50	1.70	2.40	21.2