
Sycamore Wood

Product Specifications	614
Fabrics and Options	615
Contrasting Fabric	616
Product Pages	617
COM Yardage Requirements	622

SYCAMORE WOOD

SYCAMORE WOOD PRODUCT SPECIFICATIONS

LOUNGE CHAIRS, LOVESEATS, AND SOFAS

FRAME CONSTRUCTION

- Kiln-dried European beech frame

SEAT CONSTRUCTION

- Clean out
- Moisture barrier is available on seat; upcharge applies

ARMS

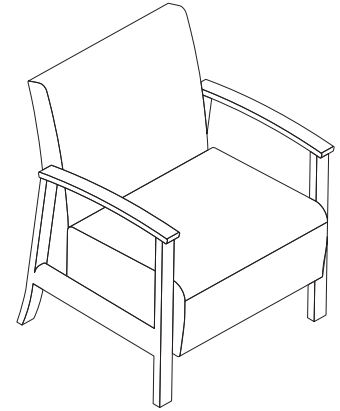
- Arm caps are available in polyurethane, 3D laminate, or solid surface. EOS^{CU} (Cupron-enhanced EOS) biocidal solid surface arm caps are optional on solid surface arm cap model; upcharge applies

CONTRASTING FABRIC

- Contrasting fabric available on inside and outside back, seat, and seat panel

LEGS

- Adjustable glides



GUEST, PATIENT, HIP, BARIATRIC CHAIRS

FRAME CONSTRUCTION

- Kiln-dried European beech frame

SEAT CONSTRUCTION

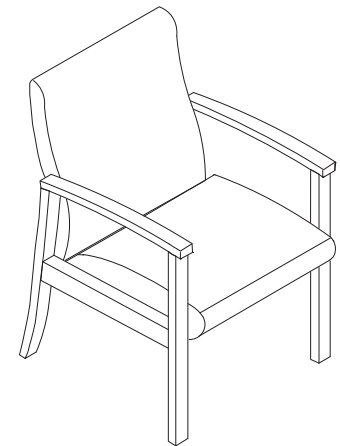
- Metal interior seat frame
- Clean out
- Moisture barrier is available on seat; upcharge applies

ARMS

- Arm caps are available in beech wood, polyurethane, or solid surface. EOS^{CU} (Cupron-enhanced EOS) biocidal solid surface arm caps are optional on solid surface arm cap model; upcharge applies

LEGS

- Wall saver
- Adjustable glides



SURFACE MATERIALS

See the Kimball Hospitality Surface Materials Reference Guide at kimballhospitality.com for a complete overview of our materials program, including:

- Characteristics of wood
- Special wood finishes
- Customer specified laminate (CSL)
- Customer specified paint (CSP)
- Fabric application and colorways
- Customer's own material (COM) process overview
- Alliance program

ALLIANCE FABRIC PROGRAM

Kimball Hospitality has analyzed each model to most accurately reflect the COM/COL yardage requirements shown on page 622.

The yardage requirement for each model is based on 54" wide fabric and cutting the fabric up the roll.

If repeat is larger than 18", contact Customer Service to confirm the correct amount of yardage required. When ordering 10 or more chairs in the same COM, yardage requirements may be reduced.

Contact Customer Service.

PRICE GRADES A-R

See Surface Materials at www.kimballhospitality.com for a wide variety of graded-in fabrics from Arc-Com, Carnegie, CF Stinson, Designtex, Maharam, Mayer, Momentum, and Ultrafabrics.

FABRIC SAMPLES

If you need samples for presentation(s), contact our alliance partners directly at:

Arc-Com	800.223.5466	arc-com.com
Carnegie	800.727.6770	carnegiefabrics.com
CF Stinson	800.841.6279	cfstinson.com
Designtex	800.221.1540	designtex.com
Maharam	800.645.3943	maharam.com
Mayer	800.428.4415	mayerfabrics.com
Momentum	800.366.6839	memosamples.com
Ultrafabrics	877.309.6648	ultrafabricsllc.com

ARM CAPS

3D LAMINATE

WOODGRAIN

CO	Canyon
DF	Driftwood
MH	Mocha
YO	Monterey
NW	Tuscan

POLYURETHANE

495	Beige
462	Cinder
495	Grey

SOLID SURFACE

STANDARD

7101	Bisque
405	Designer White

PREMIUM*

467	Carbon Concrete
468	Neutral Concrete
464	Peace Grey
469	Weathered Concrete

*\$446 Upcharge applies

EOS*

495	EOS ^{CU} Beige
496	EOS ^{CU} Grey

*\$810 Upcharge applies

TABLES

HIGH PRESSURE LAMINATE (HPL)

WOODGRAIN

BZ	Brazilwood
CO	Canyon
CI	Chai
CC	Cordoba
DF	Driftwood
KN	Kona
MW	Midtown
MH	Mocha
YO	Monterey
PC	Porcini
PB	Portobello
792	Sable
NW	Tuscan
WL	Willow

SOLID COLOR

462	Cinder
440	Cloud
457	Dapple
405	Designer White
450	Fog
488	Frosty White
461	Graphite
425	Shadow
460	Storm
419	Wallaby

THERMALLY FUSED LAMINATE (TFL)

WOODGRAIN

BZ	Brazilwood
CO	Canyon
CI	Chai
CC	Cordoba
DF	Driftwood
KN	Kona
MW	Midtown
MH	Mocha
YO	Monterey
PC	Porcini
PB	Portobello
792	Sable
NW	Tuscan
WL	Willow

WOOD

SEATING FRAMES AND TABLES

BZ	Brazilwood
CO	Canyon
CI	Chai
CC	Cordoba
DF	Driftwood
KN	Kona
MW	Midtown
MH	Mocha
YO	Monterey
PC	Porcini
PB	Portobello
792	Sable
NW	Tuscan
WL	Willow

IMPORTANT: Hardwood finishes on seating are complementary to veneer finishes on casegoods and tables, but may not be a direct match due to the difference in substrates

Contact Customer Service for more information

MOISTURE BARRIER

X	None
MB	Seat (\$140 upcharge)

TO ORDER CONTRASTING FABRIC, SPECIFY

SYCAMORE WOOD

Lounge Chair page 617

Loveseat page 617

Sofa page 618

Guest Chair page 618


Patient Chair page 620

Motion Patient Chair page 620

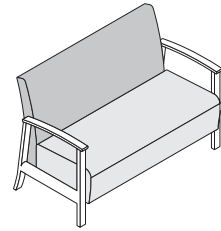
Hip Chair page 621

Bariatric Chair page 621

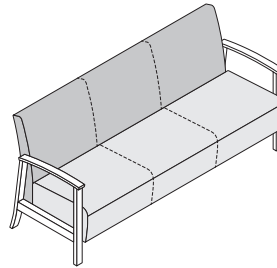
1. Model Number plus "X"
2. Back Fabric Grade
3. Back Fabric Number
4. Seat Fabric Grade
5. Seat Fabric Number
6. Wood Finish Designator
7. Arm Cap Polyurethane, 3D Laminate, or Solid Surface Designator (if applicable)
8. Moisture Barrier Optional for Seat



K68L1



K68L2



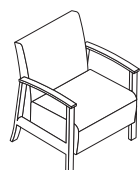
K68L3

TO ORDER, SPECIFY:

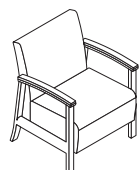
1. Model Number
2. Back Fabric Grade
3. Back Fabric Number
4. Seat Fabric Grade
5. Seat Fabric Number
6. Wood Finish Designator
7. Arm Cap Polyurethane, 3D Laminate, or Solid Surface Designator (if applicable)
8. Moisture Barrier Optional for Seat

- See page 615 for Sycamore Wood options
- See page 622 for COM fabric yardage

LOUNGE CHAIR



No Arm Caps



Arm Caps

MODEL NO.

ALLIANCE PROGRAM PRICE GRADES


			A	B	C	D	E	F	G	H	I
			J	K	L	M	N	O	P	Q	R
K68L1	No Arm Caps	\$	2527	2671	2783	2895	3017	3161	3241	3399	3529
			3665	3881	4313	4587	4645	4699	4767	4831	5131
K68L1ACP	Polyurethane Arm Caps		2673	2817	2929	3041	3163	3307	3387	3545	3675
			3811	4027	4459	4733	4791	4845	4913	4977	5277
K68L1ACT	3D Laminate Arm Caps		2811	2955	3067	3179	3301	3445	3525	3683	3813
			3949	4165	4597	4871	4929	4983	5051	5115	5415
K68L1ACS	Solid Surface Arm Caps		3783	3927	4039	4151	4273	4417	4497	4655	4785
			4921	5137	5569	5843	5901	5955	6023	6087	6387

DIMENSIONS


Width	25½	Seat Height	19½	Arm Height		Weight	65
Depth	29½	Seat Depth	20¼	No Arm Caps	25¼	Cubic Ft.	24.00
Height	35½	Seat Width	24¼	Arm Caps	26½		

- Contrasting fabric option – specify X (i.e., K68L1X); see page 616. For list pricing, use your electronic specification tool or contact customer service
- Kiln-dried European beech frame
- Clean out
- Adjustable glides
- Arm caps, if applicable: polyurethane, 3D laminate, or solid surface

LOVESEAT



No Arm Caps



Arm Caps

			A	B	C	D	E	F	G	H	I
			J	K	L	M	N	O	P	Q	R
K68L2	No Arm Caps	\$	3486	3694	3855	4018	4193	4401	4519	4746	4935
			5129	5441	6065	6462	6547	6625	6722	6814	7249
K68L2ACP	Polyurethane Arm Caps		3662	3870	4031	4194	4369	4577	4695	4922	5111
			5305	5617	6241	6638	6723	6801	6898	6990	7425
K68L2ACT	3D Laminate Arm Caps		3766	3974	4135	4298	4473	4681	4799	5026	5215
			5409	5721	6345	6742	6827	6905	7002	7094	7529
K68L2ACS	Solid Surface Arm Caps		4743	4951	5112	5275	5450	5658	5776	6003	6192
			6386	6698	7322	7719	7804	7882	7979	8071	8506

DIMENSIONS

Width	52½	Seat Height	19½	Arm Height		Weight	80
Depth	29½	Seat Depth	20¼	No Arm Caps	25¼	Cubic Ft.	45.00
Height	35½	Seat Width	51¼	Arm Caps	26½		

- Contrasting fabric option – specify X (i.e., K68L2X); see page 616. For list pricing, use your electronic specification tool or contact customer service
- Kiln-dried European beech frame
- Clean out
- Adjustable glides
- Arm caps, if applicable: polyurethane, 3D laminate, or solid surface

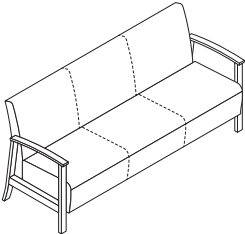
SYCAMORE WOOD


SYCAMORE WOOD

TO ORDER, SPECIFY:

1. Model Number
2. Back Fabric Grade
3. Back Fabric Number
4. Seat Fabric Grade
5. Seat Fabric Number
6. Wood Finish Designator
7. Arm Cap Polyurethane, 3D Laminate, or Solid Surface Designator (if applicable)
8. Moisture Barrier Optional for Seat

- See page 615 for Sycamore Wood options
- See page 622 for COM fabric yardage

SOFA	MODEL NO.	ALLIANCE PROGRAM PRICE GRADES										
		A	B	C	D	E	F	G	H	I		
		J	K	L	M	N	O	P	Q	R		
 No Arm Caps	K68L3	No Arm Caps	\$	4694	4966	5179	5391	5621	5893	6046	6343	6590
				6845	7253	8069	8587	8698	8800	8927	9046	9616
	K68L3ACP	Polyurethane Arm Caps	4911	5183	5396	5608	5838	6110	6263	6560	6807	
			7062	7470	8286	8804	8915	9017	9144	9263	9833	
	K68L3ACT	3D Laminate Arm Caps	4980	5252	5465	5677	5907	6179	6332	6629	6876	
7131			7539	8355	8873	8984	9086	9213	9332	9902		
K68L3ACS	Solid Surface Arm Caps	5951	6223	6436	6648	6878	7150	7303	7600	7847		
		8102	8510	9326	9844	9955	10057	10184	10303	10873		
DIMENSIONS				Width	76	Seat Height	19½	Arm Height		Weight	100	
		Depth	29½	Seat Depth	20¾	No Arm Caps	25¾	Cubic Ft.	63.10			
		Height	35½	Seat Width	74¾	Arm Caps	26½					
<ul style="list-style-type: none"> • Contrasting fabric option – specify X (i.e., K68L3X); see page 616. For list pricing, use your electronic specification tool or contact customer service • Kiln-dried European beech frame • Clean out • Adjustable glides • Arm caps, if applicable: polyurethane, 3D laminate, or solid surface 												

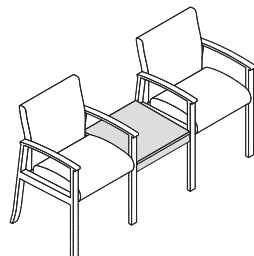
GUEST CHAIR	MODEL NO.	ALLIANCE PROGRAM PRICE GRADES										
		A	B	C	D	E	F	G	H	I		
		J	K	L	M	N	O	P	Q	R		
 No Arm Caps	K68G1	No Arm Caps	\$	1671	1735	1784	1834	1888	1952	1988	2058	2116
				2176	2272	2464	2586	2612	2636	2666	2695	2828
	K68G1ACP	Polyurethane Arm Caps	1746	1810	1859	1909	1963	2027	2063	2133	2191	
			2251	2347	2539	2661	2687	2711	2741	2770	2903	
	K68G1ACT	3D Laminate Arm Caps	2128	2192	2241	2291	2345	2409	2445	2515	2573	
2633			2729	2921	3043	3069	3093	3123	3152	3285		
K68G1ACS	Solid Surface Arm Caps	2353	2417	2466	2516	2570	2634	2670	2740	2798		
		2858	2954	3146	3268	3294	3318	3348	3377	3510		
DIMENSIONS				Width	25½	Seat Height	19	Arm Height		Weight	55	
		Depth	26	Seat Depth	18¾	No Arm Caps	25¾	Cubic Ft.	16.30			
		Height	35	Seat Width	21¾	Arm Caps	26½					
<ul style="list-style-type: none"> • Contrasting fabric option – specify X (i.e., K68G1X); see page 616. For list pricing, use your electronic specification tool or contact customer service • Kiln-dried European beech frame • Wall saver legs • Metal interior seat frame • Clean out • Adjustable glides • Arm caps, if applicable: polyurethane, 3D laminate, or solid surface 												

TO ORDER, SPECIFY:

1. Model Number
2. Finish Price Group (include for Wood and HPL models)
3. Finish Designator

• See page 615 for Sycamore Wood options

INLINE GANGING TABLE



MODEL NO.

LIST PRICE

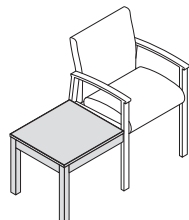
K68TGI2221LL	TFL	\$ 389
K68TGI2221L	HPL	696
K68TGI2221W	Wood	871

DIMENSIONS

Width	21	Weight	30
Depth	21½	Cubic Ft.	1.50
Height	15		

- For use with Sycamore Wood guest seating only. Not for use with Sycamore Metal seating
- Top: TFL with vinyl rim, HPL with vinyl rim, or wood with softened rim profile
- Some assembly required

END GANGING TABLE, NON-HANDED



K68TGE2221LL	TFL	\$ 820
K68TGE2221L	HPL	1006
K68TGE2221W	Wood	1007

DIMENSIONS

Width	21	Weight	35
Depth	21½	Cubic Ft.	1.80
Height	15		

- For use with Sycamore Wood guest seating only. Not for use with Sycamore Metal seating
- Top: TFL with vinyl rim, HPL with vinyl rim, or wood with softened rim profile
- Maple hardwood legs on end table
- Some assembly required

SYCAMORE WOOD

SYCAMORE WOOD

TO ORDER, SPECIFY:


1. Model Number
2. Back Fabric Grade
3. Back Fabric Number
4. Seat Fabric Grade
5. Seat Fabric Number
6. Wood Finish Designator
7. Arm Cap Polyurethane, 3D Laminate, or Solid Surface Designator (if applicable)
8. Moisture Barrier Optional for Seat

- See page 615 for Sycamore Wood options
- See page 622 for COM fabric yardage

PATIENT CHAIR

MODEL NO.

ALLIANCE PROGRAM PRICE GRADES



No Arm Caps



Arm Caps

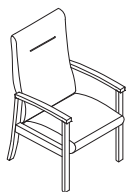
			A	B	C	D	E	F	G	H	I
			J	K	L	M	N	O	P	Q	R
K68P1	No Arm Caps	\$	1838	1950	2038	2125	2220	2332	2395	2517	2619
			2724	2892	3228	3441	3487	3529	3581	3630	3865
K68P1ACP	Polyurethane Arm Caps		1976	2088	2176	2263	2358	2470	2533	2655	2757
			2862	3030	3366	3579	3625	3667	3719	3768	4003
K68P1ACT	3D Laminate Arm Caps		2291	2403	2491	2578	2673	2785	2848	2970	3072
			3177	3345	3681	3894	3940	3982	4034	4083	4318
K68P1ACS	Solid Surface Arm Caps		2520	2632	2720	2807	2902	3014	3077	3199	3301
			3406	3574	3910	4123	4169	4211	4263	4312	4547

DIMENSIONS

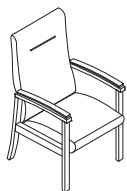
Width	25½	Seat Height	19	Arm Height		Weight	58
Depth	26	Seat Depth	18¾	No Arm Caps	25¾	Cubic Ft.	19.00
Height	46¾	Seat Width	21¾	Arm Caps	26½		

- Contrasting fabric option – specify X (i.e., K68P1X); see page 616. For list pricing, use your electronic specification tool or contact customer service
- Kiln-dried European beech frame
- Wall saver legs
- Metal interior seat frame
- Clean out
- Adjustable glides
- Arm caps, if applicable: polyurethane, 3D laminate, or solid surface

MOTION PATIENT CHAIR



No Arm Caps



Arm Caps

			A	B	C	D	E	F	G	H	I
			J	K	L	M	N	O	P	Q	R
K68PFB1	No Arm Caps	\$	2586	2698	2786	2873	2968	3080	3143	3265	3367
			3472	3640	3976	4189	4235	4277	4329	4378	4613
K68PFB1ACP	Polyurethane Arm Caps		2656	2768	2856	2943	3038	3150	3213	3335	3437
			3542	3710	4046	4259	4305	4347	4399	4448	4683
K68PFB1ACT	3D Laminate Arm Caps		3043	3155	3243	3330	3425	3537	3600	3722	3824
			3929	4097	4433	4646	4692	4734	4786	4835	5070
K68PFB1ACS	Solid Surface Arm Caps		3425	3537	3625	3712	3807	3919	3982	4104	4206
			4311	4479	4815	5028	5074	5116	5168	5217	5452

DIMENSIONS

Width	25½	Seat Height	19	Arm Height		Weight	58
Depth	26	Seat Depth	18¾	No Arm Caps	25¾	Cubic Ft.	19.00
Height	46¾	Seat Width	21¾	Arm Caps	26½		

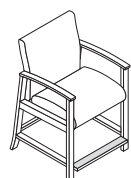
- Contrasting fabric option – specify X (i.e., K68PFB1X); see page 616. For list pricing, use your electronic specification tool or contact customer service
- Kiln-dried European beech frame
- Wall saver legs
- Metal interior seat frame
- Clean out
- Torsion mechanism allows for 6 degrees of motion in chair back
- Adjustable glides
- Arm caps, if applicable: polyurethane, 3D laminate, or solid surface

TO ORDER, SPECIFY:

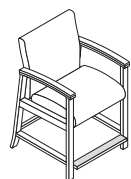
1. Model Number
2. Back Fabric Grade
3. Back Fabric Number
4. Seat Fabric Grade
5. Seat Fabric Number
6. Wood Finish Designator
7. Arm Cap Polyurethane, 3D Laminate, or Solid Surface Designator (if applicable)
8. Moisture Barrier Optional for Seat

- See page 615 for Sycamore Wood options
- See page 622 for COM fabric yardage

HIP CHAIR



No Arm Caps



Arm Caps

MODEL NO.

ALLIANCE PROGRAM PRICE GRADES

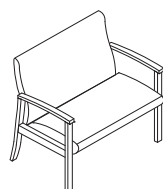
			A	B	C	D	E	F	G	H	I
			J	K	L	M	N	O	P	Q	R
K68H1	No Arm Caps	\$	2083	2147	2196	2246	2300	2364	2400	2470	2528
			2588	2684	2876	2998	3024	3048	3078	3107	3240
K68H1ACP	Polyurethane Arm Caps		2160	2224	2273	2323	2377	2441	2477	2547	2605
			2665	2761	2953	3075	3101	3125	3155	3184	3317
K68H1ACT	3D Laminate Arm Caps		2611	2675	2724	2774	2828	2892	2928	2998	3056
			3116	3212	3404	3526	3552	3576	3606	3635	3768
K68H1ACS	Solid Surface Arm Caps		2768	2832	2881	2931	2985	3049	3085	3155	3213
			3273	3369	3561	3683	3709	3733	3763	3792	3925

DIMENSIONS

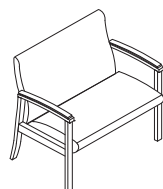
Width	25½	Seat Height	25½	Arm Height		Weight	34
Depth	26	Seat Depth	18¾	No Arm Caps	31¾	Cubic Ft.	31.00
Height	41½	Seat Width	21¾	Arm Caps	32½		

- Contrasting fabric option – specify X (i.e., K68H1X); see page 616. For list pricing, use your electronic specification tool or contact customer service
- Kiln-dried European beech frame
- Wall saver legs
- Metal interior seat frame
- Clean out
- Footrest with a black, non-skid surface
- Adjustable glides
- Arm caps, if applicable: polyurethane, 3D laminate, or solid surface

BARIATRIC CHAIR



No Arm Caps



Arm Caps

			A	B	C	D	E	F	G	H	I
			J	K	L	M	N	O	P	Q	R
K68B1	No Arm Caps	\$	2541	2621	2683	2745	2813	2893	2937	3025	3097
			3173	3293	3533	3685	3717	3747	3785	3821	3987
K68B1ACP	Polyurethane Arm Caps		2618	2698	2760	2822	2890	2970	3014	3102	3174
			3250	3370	3610	3762	3794	3824	3862	3898	4064
K68B1ACT	3D Laminate Arm Caps		2997	3077	3139	3201	3269	3349	3393	3481	3553
			3629	3749	3989	4141	4173	4203	4241	4277	4443
K68B1ACS	Solid Surface Arm Caps		3223	3303	3365	3427	3495	3575	3619	3707	3779
			3855	3975	4215	4367	4399	4429	4467	4503	4669

DIMENSIONS

Width	37¾	Seat Height	19	Arm Height		Weight	65
Depth	26	Seat Depth	18¾	No Arm Caps	25¾	Cubic Ft.	25.00
Height	35	Seat Width	34	Arm Caps	26½		

- Contrasting fabric option – specify X (i.e., K68B1X); see page 616. For list pricing, use your electronic specification tool or contact customer service
- Kiln-dried European beech frame
- Wall saver legs
- Metal interior seat frame
- Clean out
- Adjustable glides
- Arm caps, if applicable: polyurethane, 3D laminate, or solid surface

SYCAMORE WOOD

COM YARDAGE REQUIREMENTS

COM YARDAGE REQUIREMENTS (54" WIDTH – CUT UP THE ROLL)

MODEL	RAILROADED Contact customer service 800-634-9510 for ydg requirements	NON DIRECTIONAL OR SOLID	1"-4" REPEAT	5"-11" REPEAT	12"-18" REPEAT	COL SQUARE FEET
			4" VERTICAL X 4" HORIZONTAL	11" VERTICAL X 11" HORIZONTAL	18" VERTICAL X 18" HORIZONTAL	
K68L1, K68L1ACP, K68L1ACT, K68L1ACS	Entire Unit	4.50	5.20	5.40	5.60	81
	Back	2.30	2.60	2.80	2.90	40.5
	Seat	2.30	2.60	2.80	2.90	40.5
K68L2, K68L2ACP, K68L2ACT, K68L2ACS	Entire Unit	6.50	7.50	7.80	8.10	117
	Back	3.80	4.40	4.60	4.80	67.5
	Seat	3.80	4.40	4.60	4.80	67.5
K68L3, K68L3ACP, K68L3ACT, K68L3ACS	Entire Unit	8.50	9.80	10.20	10.60	153
	Back	5.00	5.80	6.00	6.30	90
	Seat	3.50	4.00	4.20	4.40	63
K68G1, K68G1ACP, K68G1ACT, K68G1ACS	Entire Unit	1.60	2.00	2.50	3.60	31.5
	Back	1.00	1.80	2.20	2.50	20.5
	Seat	0.90	1.00	1.40	2.50	18.3
K68P1, K68P1ACP, K68P1ACT, K68P1ACS	Entire Unit	2.80	3.20	3.40	3.50	49.5
	Back	2.00	2.30	2.40	2.50	36
	Seat	1.00	1.20	1.20	1.30	18
K68PFB1, K68PFB1ACP, K68PFB1ACT, K68PFB1ACS	Entire Unit	2.80	3.20	3.40	3.50	49.5
	Back	2.00	2.30	2.40	2.50	36
	Seat	1.00	1.20	1.20	1.30	18
K68H1, K68H1ACP, K68H1ACT, K68H1ACS	Entire Unit	2.00	2.30	2.40	2.50	36
	Back	1.30	1.50	1.60	1.60	22.5
	Seat	1.30	1.50	1.60	1.60	22.5
K68B1, K68B1ACP, K68B1ACT, K68B1ACS	Entire Unit	2.80	3.20	3.40	3.50	44
	Back	1.50	1.70	1.80	1.90	23
	Seat	1.30	1.50	1.60	1.60	23

SYCAMORE WOOD