
LSM

Product Specifications	438
Fabrics and Options	439
Contrasting Fabrics Specifications	440
Product Pages	441
COM Yardage Requirements	443

LSM PRODUCT SPECIFICATIONS

SEATING

LSM SEATING

- Offered in lounge chair, loveseat, and sofa models

FRAME AND LEG CONSTRUCTION

- Solid maple hardwood

SEAT CONSTRUCTION

- Seat on lounges features a loose seat cushion

BACK CONSTRUCTION

- Semi-attached cushion back

ARMS

- Outside arm panels feature wood veneer with polished nickel detail under the seat rail
- Inside arm panels are upholstered

RAIL TRIM

- Polished nickel finish

CONTRASTING FABRICS

- Contrasting upholstery may be specified on inside back, seat, arms and front rail, and outer back

OCCASIONAL TABLES

- Available in coffee and end table sizes to complement LSM lounge and side seating
- Tables feature solid hardwood rails and legs and veneer top



SURFACE MATERIALS

See the Kimball Hospitality Surface Materials Reference Guide at kimballhospitality.com for a complete overview of our materials program, including:

- Characteristics of wood
- Special wood finishes
- Customer specified laminate (CSL)
- Customer specified paint (CSP)
- Fabric application and colorways
- Customer's own material (COM) process overview
- Alliance program

ALLIANCE FABRIC PROGRAM

Kimball Hospitality has analyzed each model to most accurately reflect the COM/COL yardage requirements shown on page 443.

The yardage requirement for each model is based on 54" wide fabric and cutting the fabric up the roll.

If repeat is larger than 18", contact Customer Service to confirm the correct amount of yardage required. When ordering 10 or more chairs in the same COM, yardage requirements may be reduced.

Contact Customer Service.

PRICE GRADES A-R

See Surface Materials at www.kimballhospitality.com for a wide variety of graded-in fabrics from Arc-Com, Carnegie, CF Stinson, Designtex, Maharam, Mayer, Momentum, and Ultrafabrics.

FABRIC SAMPLES

If you need samples for presentation(s), contact our alliance partners directly at:

Arc-Com	800.223.5466	arc-com.com
Carnegie	800.727.6770	carnegiefabrics.com
CF Stinson	800.841.6279	cfstinson.com
Designtex	800.221.1540	designtex.com
Maharam	800.645.3943	maharam.com
Mayer	800.428.4415	mayerfabrics.com
Momentum	800.366.6839	memosamples.com
Ultrafabrics	877.309.6648	ultrafabricsllc.com

WOOD FINISHES

PRICE GROUP 1

MC	Amber Cherry
CC	Cordoba Cherry
MH	Mocha Cherry
SC	Sedona Cherry
IM	Brighton Maple
TM	Huntington Maple
ES	Espresso Walnut
MW	Midtown Walnut
TW	Tribeca Walnut
UW	Urban Walnut
AD	Almond Straight Grain
CO	Canyon Straight Grain
DF	Driftwood Straight Grain
YO	Monterey Straight Grain
PB	Portobello Straight Grain
792	Sable Straight Grain
NW	Tuscan Straight Grain

IMPORTANT: Wood finishes applied to solid hardwood are complementary to the same wood finish applied to wood veneer, but not an exact match
Contact Customer Service for more information

RAIL

550	Polished Nickel
-----	-----------------

TO ORDER CONTRASTING FABRIC, SPECIFY


LSM

Lounge Chair page 441

Loveseat page 441

Sofa page 441

1. Model Number plus "X"
2. Inside Back Upholstery Grade
3. Inside Back Upholstery Number
4. Seat Upholstery Grade
5. Seat Upholstery Number
6. Arms and Front Rail Upholstery Grade
7. Arms and Front Rail Upholstery Number
8. Outer Back Upholstery Grade
9. Outer Back Upholstery Number
10. Wood Finish Price Group
11. Wood Finish Designator
12. Rail Finish




Contrasting Upholstery

TO ORDER, SPECIFY:

1. Model Number
2. Inside Back Upholstery Grade
3. Inside Back Upholstery Number
4. Seat Upholstery Grade
5. Seat Upholstery Number
6. Arms and Front Rail Upholstery Grade
7. Arms and Front Rail Upholstery Number
8. Outer Back Upholstery Grade
9. Outer Back Upholstery Number
10. Wood Finish Price Group
11. Wood Finish Designator
12. Rail Finish

- See page 439 for LSM options
- See page 443 for COM fabric yardage

LOUNGE CHAIR



MODEL NO.

ALLIANCE PROGRAM PRICE GRADES

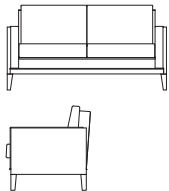
		A	B	C	D	E	F	G	H	I	
		J	K	L	M	N	O	P	Q	R	
KB8L1	Chair	\$ 4401	4577	4713	4851	4999	5175	5275	5467	5627	
		5791	6055	6583	6919	6991	7057	7139	7217	7585	

DIMENSIONS

Width	33	Seat Height	17 $\frac{1}{16}$	Arm Height	23 $\frac{3}{4}$	Weight	Cubic Ft.
Depth	30 $\frac{3}{8}$	Seat Depth	23 $\frac{3}{8}$				
Height	31 $\frac{1}{16}$	Seat Width	29				

• Contrasting fabric option – specify X (i.e., KB8L1X); see page 440. For list pricing, use your electronic specification tool or contact customer service

LOUNGE LOVESEAT



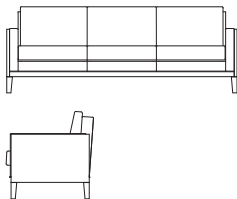
		A	B	C	D	E	F	G	H	I	
		J	K	L	M	N	O	P	Q	R	
KB8L2	Loveseat	\$ 5905	6209	6445	6683	6939	7243	7415	7747	8023	
		8307	8763	9675	10255	10379	10493	10635	10769	11405	

DIMENSIONS

Width	58	Seat Height	17 $\frac{1}{16}$	Arm Height	23 $\frac{3}{4}$	Weight	Cubic Ft.
Depth	30 $\frac{3}{8}$	Seat Depth	23 $\frac{3}{8}$				
Height	31 $\frac{1}{16}$	Seat Width	54				

• Contrasting fabric option – specify X (i.e., KB8L2X); see page 440. For list pricing, use your electronic specification tool or contact customer service

LOUNGE SOFA



		A	B	C	D	E	F	G	H	I	
		J	K	L	M	N	O	P	Q	R	
KB8L3	Sofa	\$ 7549	7989	8331	8675	9047	9487	9735	10217	10615	
		11029	11689	13011	13849	14027	14193	14399	14593	15513	

DIMENSIONS

Width	82 $\frac{1}{2}$	Seat Height	17 $\frac{1}{16}$	Arm Height	23 $\frac{3}{4}$	Weight	Cubic Ft.
Depth	30 $\frac{3}{8}$	Seat Depth	23 $\frac{3}{8}$				
Height	31 $\frac{1}{16}$	Seat Width	78 $\frac{1}{2}$				

• Contrasting fabric option – specify X (i.e., KB8L3X); see page 440. For list pricing, use your electronic specification tool or contact customer service

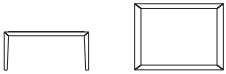
LSM

TO ORDER, SPECIFY:

1. Model Number
2. Wood Finish Price Group
3. Wood Finish Designator
4. Rail Finish Designator

• See page 439 for LSM options

RECTANGULAR COFFEE TABLE



MODEL NO.

LIST PRICE

KB8242818MGW	\$ 3577
KB8284218MGW	3577

24" DIMENSIONS

Width	28
Depth	24
Height	18

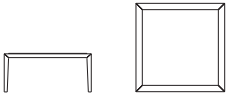
28" DIMENSIONS

Width	42
Depth	28
Height	18

Weight
Cubic Ft.

- Tables feature solid hardwood rails and and legs and veneer top.

SQUARE COFFEE TABLE



KB8282818MGW	\$ 2799
--------------	---------

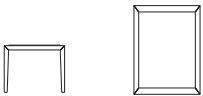
DIMENSIONS

Width	28
Depth	28
Height	18

Weight
Cubic Ft.

- Tables feature solid hardwood rails and and legs and veneer top.

RECTANGULAR END TABLE



KB8242822ENW	\$ 2837
--------------	---------

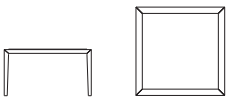
DIMENSIONS

Width	24
Depth	28
Height	22

Weight
Cubic Ft.

- Tables feature solid hardwood rails and and legs and veneer top.

SQUARE END TABLE



KB8282822ENW	\$ 2876
--------------	---------

DIMENSIONS

Width	28
Depth	28
Height	22

Weight
Cubic Ft.

- Tables feature solid hardwood rails and and legs and veneer top.

COM YARDAGE REQUIREMENTS

COM YARDAGE REQUIREMENTS (54" WIDTH – CUT UP THE ROLL)

MODEL	RAILROADED Contact customer service 800-634-9510 for ydg requirements	NON DIRECTIONAL OR SOLID	1"-4" REPEAT	5"-11" REPEAT	12"-18" REPEAT	COL SQUARE FEET
			4" VERTICAL X 4" HORIZONTAL	11" VERTICAL X 11" HORIZONTAL	18" VERTICAL X 18" HORIZONTAL	
KB8G1CA	Entire Unit	2.90	4.00	5.90	10.50	57
	Inside Back	0.70	1.30	1.60	3.00	13.8
	Seat	1.00	1.40	2.20	4.00	19.9
	Arm/Front Rail	1.10	1.90	3.00	3.30	22.1
	Outer Back	1.30	1.50	2.00	2.30	24.9
KB8L1	Entire Unit	4.60	8.20	9.20	11.00	90.8
	Inside Back	1.10	1.90	2.00	3.00	21
	Seat	1.40	2.70	3.70	4.00	27.1
	Arm/Front Rail	1.90	2.50	3.60	3.70	38.7
	Outer Back	1.50	1.90	2.50	2.50	29.9
KB8L2	Entire Unit	7.10	14.00	15.00	18.50	142.2
	Inside Back	1.80	3.50	3.60	5.50	36.5
	Seat	2.60	5.30	7.00	7.50	52
	Arm/Front Rail	1.90	2.50	3.60	3.70	38.7
	Outer Back	2.20	3.80	4.60	4.60	43.7
KB8L3	Entire Unit	10.10	20.00	23.00	26.50	200.3
	Inside Back	2.60	4.80	5.10	8.00	52
	Seat	3.90	7.70	10.50	11.00	77.5
	Arm/Front Rail	2.30	2.80	4.20	4.20	45.4
	Outer Back	3.50	5.30	6.80	6.80	69.7

