

---

# Weli

Product Specifications	710
Fabrics and Options	711
Contrasting Fabrics Specifications	712
Product Pages	713
COM Yardage Requirements	721

## WELI PRODUCT SPECIFICATIONS

### SEAT CONSTRUCTION

- 2 $\frac{3}{8}$ " of high grade polyurethane foam covers a plywood seat panel
- Easy clean wipe out feature

### FULLY UPHOLSTERED BACK CONSTRUCTION

- 2" of high grade polyurethane foam covers a plywood back panel

### FRAME CONSTRUCTION

#### Guest Seating

- Frame is made from  $\frac{3}{4}$ " x 1 $\frac{1}{2}$ " 16-gauge rectangular tube steel
- End frames are joined with inert gas (MIG) welds
- All chairs meet 750 lb. weight capacity
- Wall saving design feature

#### Lounge

- Interior frame is constructed of plywood tenon joints that are glued and stapled for maximum joint stability
- The legs are screwed directly to the bottom panel of the arm
- All chairs meet 750 lb. weight capacity
- Wall saving design feature

### CONTRASTING FABRIC

- Contrasting fabric available on all models

### ARM CAPS

- Protective polyurethane is standard on all poly arm models; available in Cinder and Concrete
- Solid Surface is standard on all solid surface arm models; available in 9 colors

### GLIDES

- Legs feature a 1" adjustable leveling glide
- Soft glides are available for an additional upcharge

### FINISHES

- Cinder, Platinum Metallic, Satin Nickel Metallic, Concrete and Iron frames are finished with an electrostatic baked-on powder coat
- Can be cleaned with a damp cloth

## TABLES

### FRAME CONSTRUCTION

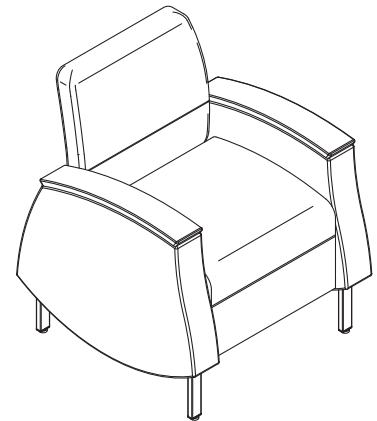
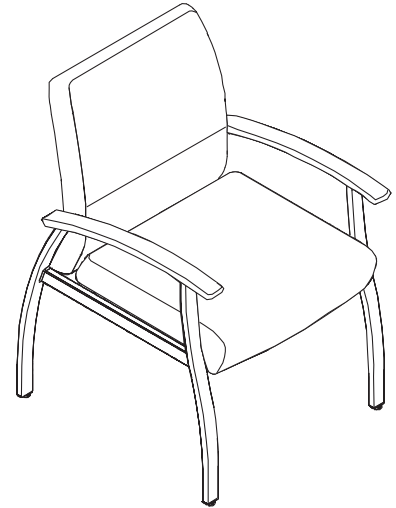
- Table frame is made from  $\frac{7}{8}$ " x 1 $\frac{1}{4}$ " 16-gauge elliptical tubular steel
- Cross members are made from  $\frac{7}{8}$ " 16-gauge round tubular steel
- Cross members are joined to the U-bent side members with metal inert gas (MIG) welds

### TOPS

- Laminate models feature a 1 $\frac{1}{4}$ " laminate (HPL) top
- Solid Surface models available in Grades A, B, and C

### POWER AND USB GROMMET – Lounge only

- Power grommets available; specify cutout option and order electrical grommet model separately
- See page 96 for details and pricing



## SURFACE MATERIALS

See the Kimball Hospitality Surface Materials Reference Guide at [kimballhospitality.com](http://kimballhospitality.com) for a complete overview of our materials program, including:

- Characteristics of wood
- Special wood finishes
- Customer-specified laminate (CSL)
- Customer-specified paint (CSP)
- Fabric application and colorways
- Customer's own material (COM) process overview
- Alliance program

### ALLIANCE FABRIC PROGRAM

Kimball Hospitality has analyzed each model to most accurately reflect the COM/COL yardage requirements shown on page 721.

The yardage requirement for each model is based on 54" W fabric and cutting the fabric up the roll.

If repeat is larger than 18", contact Customer Service to confirm the correct amount of yardage required. When ordering 10 or more chairs in the same COM, yardage requirements may be reduced.

Contact Customer Service.

### PRICE GRADES A-R

See Surface Materials at [www.kimballhospitality.com](http://www.kimballhospitality.com) for a wide variety of graded-in fabrics from Arc-Com, Carnegie, CF Stinson, Designtex, Maharam, Mayer, Momentum, and Ultrafabrics.

### FABRIC SAMPLES

If you need samples for presentation(s), contact our alliance partners directly at:

Arc-Com	800.223.5466	<a href="http://arc-com.com">arc-com.com</a>
Carnegie	800.727.6770	<a href="http://carnegiefabrics.com">carnegiefabrics.com</a>
CF Stinson	800.841.6279	<a href="http://cfstinson.com">cfstinson.com</a>
Designtex	800.221.1540	<a href="http://designtex.com">designtex.com</a>
Maharam	800.645.3943	<a href="http://maharam.com">maharam.com</a>
Mayer	800.428.4415	<a href="http://mayerfabrics.com">mayerfabrics.com</a>
Momentum	800.366.6839	<a href="http://memosamples.com">memosamples.com</a>
Ultrafabrics	877.309.6648	<a href="http://ultrafabricsllc.com">ultrafabricsllc.com</a>

## LAMINATES

AC2	Autumn 2	NM	Natural
AD	Almond	PB	Portobello
BZ	Brazilwood	PC	Porcini
CI	Chai	PT	Portico
CL	Caramel	SK	Skyline
CW	Cordovan	SM	Sonoma
DW	Judicial	TF	Truffle
HN2	Honey 2	WL	Willow
IM	Brighton	405	Designer White
KN	Kona	462	Cinder
MC	Amber	792	Sable
MH	Mocha	793	Acorn*

\*Acorn is the finish and laminate complement to Clear Walnut finish

## MOISTURE BARRIER

(\$152 upcharge per seat location)

X	No Moisture Barrier
MBS1	Moisture Barrier, 1 Seat
MBS2	Moisture Barrier, 2 Seat
MBS3	Moisture Barrier, 3 Seat

## POLYURETHANE ARM CAP

423	Concrete
462	Cinder

## GALLERY LAMINATE

Grade 1 – 5% upcharge

G1001	Citadel
G1011	Pepperdust

Grade 2 – 6% upcharge

G1002	Planked Raw Oak
G1003	Evening Notte
G1004	Kirsche
G1005	Midnight Run
G1006	Sepia Walnut
G1007	Serotina
G1008	Timeless
G1009	White Nebbia
G1012	Phantom Ecrú

See page 20 for Gallery program details and upcharges

## FRAME COLOR

423	Concrete
462	Cinder
463	Iron
501	Platinum Metallic
503	Satin Nickel Metallic

## GLIDES

STD	Standard
C66	Soft (add \$41 list)

## POWER/USB GROMMET CUTOUT OPTIONS – Lounge Only

If no grommet cutout is desired, specify an X (No Grommet)

\$40 list upcharge per cutout

CUT-G35L	Left
CUT-G35R	Right
CUT-G35LR	Left & Right
CUT-G35C	Center
CUT-G35A	Left, Right, & Center

Grommets sold separately; reference page 96 for model numbers and pricing.

## SOLID SURFACE COLORS

7101	Bisque (Grade A)
7201	Glacier White (Grade A)
7202	Canyon (Grade B)
7203	Designer White (Grade B)
7204	Silt (Grade B)
7301	Concrete (Grade C)
7302	Deep Night Sky (Grade C)
7303	Deep Nocturne (Grade C)

## TO ORDER CONTRASTING FABRIC, SPECIFY

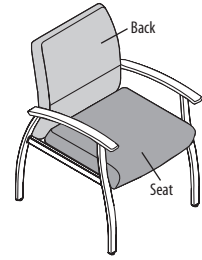
---

### WELI

- 21" Guest Chair page 713
- 27" Guest Chair page 713
- 32" Guest Chair page 714
- 21" Easy Access Chair page 715
- 27" Easy Access Chair page 715
- 21" Patient Chair page 715
- 27" Patient Chair page 716
- 32" Patient Chair page 716
- 21" Rocker page 717
- 27" Rocker page 717
- 32" Rocker page 717

\*Contrasting locations standard on all models

1. Model Number plus "X"
2. Back Fabric Grade Number/Cover Number
3. Seat Fabric Grade Number/Cover Number
4. Moisture Barrier
5. Arm Cap (when applicable)
6. Frame Color
7. Glides

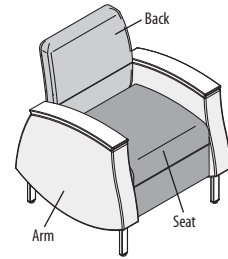


### WELI LOUNGE

- 1 Seat Lounge page 718
- 1 Seat Patient Lounge page 718
- 2 Seat Lounge page 718
- 3 Seat Lounge page 718
- 2 Seat Bench page 719
- 3 Seat Bench page 719
- Ottoman page 719

\*Contrasting locations standard on all models

1. Model Number plus "X"
2. Back Fabric Grade Number/Cover Number
3. Seat Fabric Grade Number/Cover Number
4. Arm Fabric Grade Number/Cover Number
5. Moisture Barrier
6. Grommet Cutout
7. Arm Cap (when applicable)
8. Frame Color
9. Glides

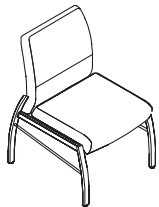


**TO ORDER, SPECIFY:**

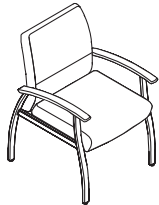
1. Model Number
2. Fabric Grade Number
3. Fabric Grade Cover
4. Moisture Barrier
5. Arm Cap (when applicable)
6. Frame Color
7. Glides

- See page 711 for Weli options
- See page 721 for COM fabric yardage

**21" GUEST CHAIR**



Armless



Arm

**MODEL NO.**

**ALLIANCE PROGRAM PRICE GRADES**

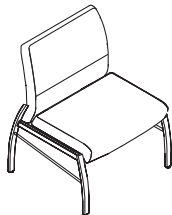
		A	B	C	D	E	F	G	H	I
		J	K	L	M	N	O	P	Q	R
N81GAM	Armless	\$ 1706	1761	1803	1848	1898	1950	1994	2048	2102
		2157	2241	2412	2519	2574	2630	2685	2741	2793
N81GAAY	Arms, Poly	1735	1790	1832	1877	1927	1979	2023	2077	2131
		2186	2270	2441	2548	2603	2659	2714	2770	2822
N81GAAS	Arms, Gr A Solid Surface	2237	2292	2334	2379	2429	2481	2525	2579	2633
		2688	2772	2943	3050	3105	3161	3216	3272	3324

**DIMENSIONS**

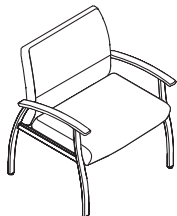
Armless Width	24	Seat Height	19	Arm Height	25¾	Weight	42
Arm Width	24½	Seat Depth	19	Back Height	36¾	Arm Weight	47
Depth	27	Seat Width	21	Back Width	21	Cubic Ft.	21.1
Height	36¼						

- Contrasting fabric option - specify X; see page 712. For list pricing, use your electronic specification tool or contact customer service
- Solid surface available in Grades A, B, C. For Grades B and C list pricing, use your electronic specification tool or contact customer service
- Soft glide option available

**27" GUEST CHAIR**



Armless



Arm

		A	B	C	D	E	F	G	H	I
		J	K	L	M	N	O	P	Q	R
N81GBM	Armless	\$ 2087	2179	2249	2324	2407	2494	2567	2657	2747
		2839	2979	3264	3442	3534	3627	3719	3812	3899
N81GBAY	Arms, Poly	2121	2213	2283	2358	2441	2528	2601	2691	2781
		2873	3013	3298	3476	3568	3661	3753	3846	3933
N81GBAS	Arms, Gr A Solid Surface	2625	2717	2787	2862	2945	3032	3105	3195	3285
		3377	3517	3802	3980	4072	4165	4257	4350	4437

**DIMENSIONS**

Armless Width	30	Seat Height	19	Arm Height	25¾	Weight	48
Arm Width	30½	Seat Depth	19	Back Height	36¾	Arm Weight	53
Depth	27	Seat Width	27	Back Width	27	Cubic Ft.	25.5
Height	36¼						

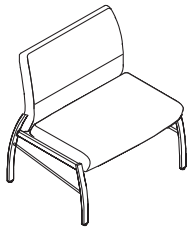
- Contrasting fabric option - specify X; see page 712. For list pricing, use your electronic specification tool or contact customer service
- Solid surface available in Grades A, B, C. For Grades B and C list pricing, use your electronic specification tool or contact customer service
- Soft glide option available

**TO ORDER, SPECIFY:**

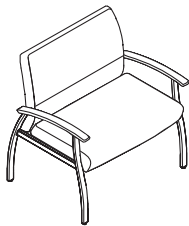
1. Model Number
2. Fabric Grade Number
3. Fabric Grade Cover
4. Moisture Barrier
5. Arm Cap (when applicable)
6. Frame Color
7. Glides

- See page 711 for Weli options
- See page 721 for COM fabric yardage

**32" GUEST CHAIR**



Armless



Arm

**MODEL NO.**

**ALLIANCE PROGRAM PRICE GRADES**

			A	B	C	D	E	F	G	H	I
			J	K	L	M	N	O	P	Q	R
N81GCM	Armless	\$	2411	2503	2573	2648	2731	2818	2891	2981	3071
			3163	3303	3588	3766	3858	3951	4043	4136	4223
N81GCAY	Arms, Poly		2451	2543	2613	2688	2771	2858	2931	3021	3111
			3203	3343	3628	3806	3898	3991	4083	4176	4263
N81GCAS	Arms, Gr A Solid Surface		2954	3046	3116	3191	3274	3361	3434	3524	3614
			3706	3846	4131	4309	4401	4494	4586	4679	4766

**DIMENSIONS**

Armless Width	35	Seat Height	19	Arm Height	25¼	Weight	54
Arm Width	35½	Seat Depth	19	Back Height	36¼	Arm Weight	59
Depth	27	Seat Width	32	Back Width	32	Cubic Ft.	29.1
Height	36¼						

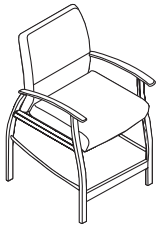
- Contrasting fabric option - specify X; see page 712. For list pricing, use your electronic specification tool or contact customer service
- Solid surface available in Grades A, B, C. For Grades B and C list pricing, use your electronic specification tool or contact customer service
- Soft glide option available

**TO ORDER, SPECIFY:**

1. Model Number
2. Fabric Grade Number
3. Fabric Grade Cover
4. Moisture Barrier
5. Arm Cap (when applicable)
6. Frame Color
7. Glides

- See page 711 for Weli options
- See page 721 for COM fabric yardage

**21" EASY ACCESS CHAIR**



**MODEL NO.**

**ALLIANCE PROGRAM PRICE GRADES**

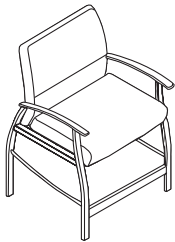
		A	B	C	D	E	F	G	H	I
		J	K	L	M	N	O	P	Q	R
N81HAAY	Arms, Poly	\$ 2675	2730	2772	2817	2867	2919	2963	3017	3071
		3126	3210	3381	3488	3543	3599	3654	3710	3762
N81HAAS	Arms, Gr A Solid Surface	3177	3232	3274	3319	3369	3421	3465	3519	3573
		3628	3712	3883	3990	4045	4101	4156	4212	4264

**DIMENSIONS**

Width	24	Seat Height	25½	Arm Height	31¾	Weight	55
Depth	27	Seat Depth	19	Back Height	42¼	Cubic Ft.	24.3
Height	42¼	Seat Width	21	Back Width	21		

- Contrasting fabric option - specify X; see page 712. For list pricing, use your electronic specification tool or contact customer service
- Solid surface available in Grades A, B, C. For Grades B and C list pricing, use your electronic specification tool or contact customer service
- Soft glide option available

**27" EASY ACCESS CHAIR**



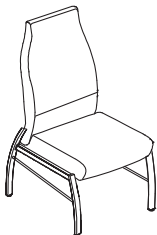
		A	B	C	D	E	F	G	H	I
		J	K	L	M	N	O	P	Q	R
N81HBAY	Arms, Poly	\$ 3021	3113	3183	3258	3341	3428	3501	3591	3681
		3773	3913	4198	4376	4468	4561	4653	4746	4833
N81HBAS	Arms, Gr A Solid Surface	3524	3616	3686	3761	3844	3931	4004	4094	4184
		4276	4416	4701	4879	4971	5064	5156	5249	5336

**DIMENSIONS**

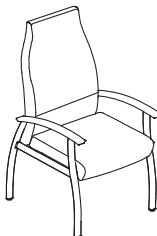
Width	30	Seat Height	25½	Arm Height	31¾	Weight	61
Depth	27	Seat Depth	19	Back Height	42¼	Cubic Ft.	29.3
Height	42¼	Seat Width	27	Back Width	27		

- Contrasting fabric option - specify X; see page 712. For list pricing, use your electronic specification tool or contact customer service
- Solid surface available in Grades A, B, C. For Grades B and C list pricing, use your electronic specification tool or contact customer service
- Soft glide option available

**21" PATIENT CHAIR**



Armless



Arm

		A	B	C	D	E	F	G	H	I
		J	K	L	M	N	O	P	Q	R
N81PAM	Armless	\$ 2082	2145	2193	2244	2300	2359	2409	2470	2531
		2594	2689	2883	3004	3067	3130	3192	3255	3315
N81PAAY	Arms, Poly	2112	2175	2223	2274	2330	2389	2439	2500	2561
		2624	2719	2913	3034	3097	3160	3222	3285	3345
N81PAAS	Arms, Gr A Solid Surface	2615	2678	2726	2777	2833	2892	2942	3003	3064
		3127	3222	3416	3537	3600	3663	3725	3788	3848

**DIMENSIONS**

Width	24	Seat Height	19	Arm Height	25¼	Armless Weight	46
Depth	27	Seat Depth	19	Back Height	45	Arm Weight	51
Height	45	Seat Width	21	Back Width	21	Cubic Ft.	25.9

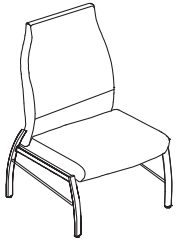
- Contrasting fabric option - specify X; see page 712. For list pricing, use your electronic specification tool or contact customer service
- Solid surface available in Grades A, B, C. For Grades B and C list pricing, use your electronic specification tool or contact customer service
- Soft glide option available

**TO ORDER, SPECIFY:**


1. Model Number
2. Fabric Grade Number
3. Fabric Grade Cover
4. Moisture Barrier
5. Arm Cap (when applicable)
6. Frame Color
7. Glides

- See page 711 for Weli options
- See page 721 for COM fabric yardage

**27" PATIENT CHAIR**



Armless



Arm

**MODEL NO.**

**ALLIANCE PROGRAM PRICE GRADES**


			A	B	C	D	E	F	G	H	I
			J	K	L	M	N	O	P	Q	R
N81PBM	Armless	\$	2532	2629	2701	2779	2865	2956	3032	3125	3219
			3315	3461	3757	3942	4038	4134	4230	4326	4417
N81PBAY	Arms, Poly		2566	2663	2735	2813	2899	2990	3066	3159	3253
			3349	3495	3791	3976	4072	4168	4264	4360	4451
N81PBAS	Arms, Gr A Solid Surface		3069	3166	3238	3316	3402	3493	3569	3662	3756
			3852	3998	4294	4479	4575	4671	4767	4863	4954

**DIMENSIONS**

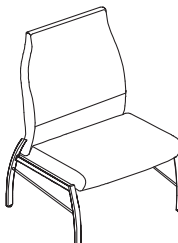
Width	30	Seat Height	19	Arm Height	25¾	Armless Weight	52
Depth	27	Seat Depth	19	Back Height	45	Arm Weight	57
Height	45	Seat Width	27	Back Width	27	Cubic Ft.	31.3

- Contrasting fabric option - specify X; see page 712. For list pricing, use your electronic specification tool or contact customer service
- Solid surface available in Grades A, B, C. For Grades B and C list pricing, use your electronic specification tool or contact customer service
- Soft glide option available

**32" PATIENT CHAIR**



Armless



Arm

			A	B	C	D	E	F	G	H	I
			J	K	L	M	N	O	P	Q	R
N81PCM	Armless	\$	2951	3062	3146	3236	3335	3440	3527	3635	3743
			3854	4022	4364	4577	4688	4799	4910	5021	5126
N81PCAY	Arms, Poly		2993	3104	3188	3278	3377	3482	3569	3677	3785
			3896	4064	4406	4619	4730	4841	4952	5063	5168
N81PCAS	Arms, Gr A Solid Surface		3495	3606	3690	3780	3879	3984	4071	4179	4287
			4398	4566	4908	5121	5232	5343	5454	5565	5670

**DIMENSIONS**

Width	35	Seat Height	19	Arm Height	25¾	Armless Weight	58
Depth	27	Seat Depth	19	Back Height	45	Arm Weight	63
Height	45	Seat Width	32	Back Width	32	Cubic Ft.	35.7

- Contrasting fabric option - specify X; see page 712. For list pricing, use your electronic specification tool or contact customer service
- Solid surface available in Grades A, B, C. For Grades B and C list pricing, use your electronic specification tool or contact customer service
- Soft glide option available

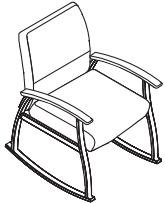


**TO ORDER, SPECIFY:**

1. Model Number
2. Fabric Grade Number
3. Fabric Grade Cover
4. Moisture Barrier
5. Arm Cap (when applicable)
6. Frame Color

- See page 711 for Weli options
- See page 721 for COM fabric yardage

**21" ROCKER**



**MODEL NO.**

**ALLIANCE PROGRAM PRICE GRADES**


		A	B	C	D	E	F	G	H	I
		J	K	L	M	N	O	P	Q	R
N81RAAY	Arms, Poly	\$ 2675	2730	2772	2817	2867	2919	2963	3017	3071
		3126	3210	3381	3488	3543	3599	3654	3710	3762
N81RAAS	Arms, Gr A Solid Surface	3177	3232	3274	3319	3369	3421	3465	3519	3573
		3628	3712	3883	3990	4045	4101	4156	4212	4264

**DIMENSIONS**

Width	24	Seat Height	18	Arm Height	25%	Weight	49
Depth	27	Seat Depth	19	Back Height	34%	Cubic Ft.	21.1
Height	34%	Seat Width	21	Back Width	27		

- Contrasting fabric option - specify X; see page 712. For list pricing, use your electronic specification tool or contact customer service
- Solid surface available in Grades A, B, C. For Grades B and C list pricing, use your electronic specification tool or contact customer service

**27" ROCKER**




		A	B	C	D	E	F	G	H	I
		J	K	L	M	N	O	P	Q	R
N81RBAY	Arms, Poly	\$ 3021	3113	3183	3258	3341	3428	3501	3591	3681
		3773	3913	4198	4376	4468	4561	4653	4746	4833
N81RBAS	Arms, Gr A Solid Surface	3524	3616	3686	3761	3844	3931	4004	4094	4184
		4276	4416	4701	4879	4971	5064	5156	5249	5336

**DIMENSIONS**

Width	30	Seat Height	18	Arm Height	25%	Weight	54
Depth	27	Seat Depth	19	Back Height	34%	Cubic Ft.	25.5
Height	34%	Seat Width	27	Back Width	27		

- Contrasting fabric option - specify X; see page 712. For list pricing, use your electronic specification tool or contact customer service
- Solid surface available in Grades A, B, C. For Grades B and C list pricing, use your electronic specification tool or contact customer service

**32" ROCKER**



		A	B	C	D	E	F	G	H	I
		J	K	L	M	N	O	P	Q	R
N81RCAY	Arms, Poly	\$ 3165	3257	3327	3402	3485	3572	3645	3735	3825
		3917	4057	4342	4520	4612	4705	4797	4890	4977
N81RCAS	Arms, Gr A Solid Surface	3668	3760	3830	3905	3988	4075	4148	4238	4328
		4420	4560	4845	5023	5115	5208	5300	5393	5480

**DIMENSIONS**

Width	35	Seat Height	18	Arm Height	25%	Weight	59
Depth	27	Seat Depth	19	Back Height	34%	Cubic Ft.	29.1
Height	34%	Seat Width	32	Back Width	32		


- Contrasting fabric option - specify X; see page 712. For list pricing, use your electronic specification tool or contact customer service
- Solid surface available in Grades A, B, C. For Grades B and C list pricing, use your electronic specification tool or contact customer service

**TO ORDER, SPECIFY:**

1. Model Number
2. Fabric Grade Number
3. Fabric Grade Cover
4. Moisture Barrier
5. Grommet Cutout
6. Arm Cap (when applicable)
7. Frame Color
8. Glides

- See page 711 for Weli options
- See page 721 for COM fabric yardage

**1 SEAT LOUNGE**



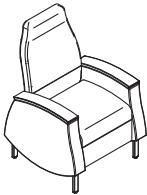
MODEL NO.			ALLIANCE PROGRAM PRICE GRADES								
			A	B	C	D	E	F	G	H	I
			J	K	L	M	N	O	P	Q	R
N81L1AAY	1 Seat Lounge, Poly Arms	\$	2930	3055	3151	3253	3365	3484	3582	3705	3827
			3953	4143	4531	4772	4898	5024	5150	5276	5395
N81L1AAS	1 Seat Lounge, Gr A Solid Surface		3433	3558	3654	3756	3868	3987	4085	4208	4330
			4456	4646	5034	5275	5401	5527	5653	5779	5898

**DIMENSIONS**

Width	29	Seat Height	19	Arm Height	25¼	Weight	84.4
Depth	29¾	Seat Depth	19	Back Height	35½	Cubic Ft.	21.0
Height	35½	Seat Width	21	Back Width	21		

• Solid surface available in Grades A, B, C. For Grades B and C list pricing, use your electronic specification tool or contact customer service

**1 SEAT PATIENT LOUNGE**



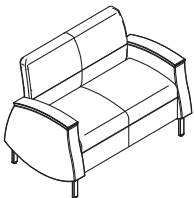
MODEL NO.			ALLIANCE PROGRAM PRICE GRADES								
			A	B	C	D	E	F	G	H	I
			J	K	L	M	N	O	P	Q	R
N81LP1AAY	1 Seat Patient Lounge, Poly Arms	\$	3226	3367	3473	3587	3713	3846	3956	4093	4229
			4370	4583	5016	5286	5426	5567	5708	5848	5981
N81LP1AAS	1 Seat Patient Lounge, Gr A Solid Surface		3729	3870	3976	4090	4216	4349	4459	4596	4732
			4873	5086	5519	5789	5929	6070	6211	6351	6484

**DIMENSIONS**

Width	29	Seat Height	19	Arm Height	25¼	Weight	95.5
Depth	29¾	Seat Depth	19	Back Height	44¼	Cubic Ft.	25.6
Height	44¼	Seat Width	21	Back Width	21		

• Solid surface available in Grades A, B, C. For Grades B and C list pricing, use your electronic specification tool or contact customer service

**2 SEAT LOUNGE**



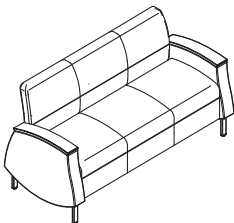
MODEL NO.			ALLIANCE PROGRAM PRICE GRADES								
			A	B	C	D	E	F	G	H	I
			J	K	L	M	N	O	P	Q	R
N81L2AAY	2 Seat Lounge, Poly Arms	\$	3825	3999	4131	4272	4427	4591	4728	4897	5066
			5240	5503	6039	6373	6547	6721	6894	7068	7233
N81L2AAS	2 Seat Lounge, Gr A Solid Surface		4325	4499	4631	4772	4927	5091	5228	5397	5566
			5740	6003	6539	6873	7047	7221	7394	7568	7733

**DIMENSIONS**

Width	50	Seat Height	19	Arm Height	25¼	Weight	122.8
Depth	29¾	Seat Depth	19	Back Height	35½	Cubic Ft.	35.5
Height	35½	Seat Width	42	Back Width	42		

• Solid surface available in Grades A, B, C. For Grades B and C list pricing, use your electronic specification tool or contact customer service

**3 SEAT LOUNGE**



MODEL NO.			ALLIANCE PROGRAM PRICE GRADES								
			A	B	C	D	E	F	G	H	I
			J	K	L	M	N	O	P	Q	R
N81L3AAY	3 Seat Lounge, Poly Arms	\$	4804	5030	5200	5383	5585	5798	5975	6195	6414
			6640	6982	7677	8110	8336	8562	8787	9013	9226
N81L3AAS	3 Seat Lounge, Gr A Solid Surface		5307	5533	5703	5886	6088	6301	6478	6698	6917
			7143	7485	8180	8613	8839	9065	9290	9516	9729

**DIMENSIONS**

Width	71	Seat Height	19	Arm Height	25¼	Weight	144.4
Depth	29¾	Seat Depth	19	Back Height	35½	Cubic Ft.	50.0
Height	35½	Seat Width	63	Back Width	63		

• Solid surface available in Grades A, B, C. For Grades B and C list pricing, use your electronic specification tool or contact customer service

**ELECTRICAL KIT SPECIFICATION GUIDE**

Large Model	Power Component Requirement
1 Seat	1 Power Infeed + Grommet
2 Seat (1 or 2 grommet)	1 Power Infeed + Grommet(s)
3 Seat (1 grommet)	1 Power Infeed + Grommet
3 Seat (2 or 3 grommets)	NACEL4KTA1 + Grommets

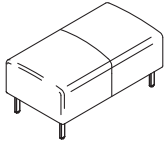
See page 96 for details and pricing

**TO ORDER, SPECIFY:**

1. Model Number
2. Fabric Grade Number
3. Fabric Grade Cover
4. Moisture Barrier
5. Grommet Cutout
6. Frame Color
7. Glides

- See page 711 for Weli options
- See page 721 for COM fabric yardage

**2 SEAT BENCH**



**MODEL NO.**

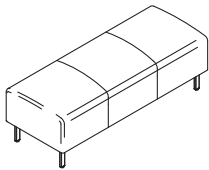
**ALLIANCE PROGRAM PRICE GRADES**

		ALLIANCE PROGRAM PRICE GRADES									
		A	B	C	D	E	F	G	H	I	
		J	K	L	M	N	O	P	Q	R	
N81B2M	2 Seat Bench	\$ 1832	1899	1949	2003	2063	2126	2178	2243	2307	
		2374	2475	2680	2808	2874	2941	3008	3074	3137	

**DIMENSIONS**

Width	42½	Seat Height	20	Weight	92.4
Depth	25	Seat Depth	20½	Cubic Ft.	17.5
Height	20½				

**3 SEAT BENCH**

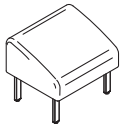


		ALLIANCE PROGRAM PRICE GRADES									
		A	B	C	D	E	F	G	H	I	
		J	K	L	M	N	O	P	Q	R	
N81B3M	3 Seat Bench	\$ 2482	2593	2677	2767	2866	2971	3058	3166	3274	
		3385	3553	3895	4108	4219	4330	4441	4552	4657	

**DIMENSIONS**

Width	63¾	Seat Height	20	Weight	103.5
Depth	25	Seat Depth	20½	Cubic Ft.	25.9
Height	20½				

**OTTOMAN**



		ALLIANCE PROGRAM PRICE GRADES									
		A	B	C	D	E	F	G	H	I	
		J	K	L	M	N	O	P	Q	R	
N81D1A	Ottoman	\$ 1213	1254	1284	1317	1354	1392	1424	1464	1503	
		1544	1606	1731	1809	1850	1891	1931	1972	2010	

**DIMENSIONS**

Width	21	Seat Height	20	Weight	25.1
Depth	18	Seat Depth	20½	Cubic Ft.	5.7
Height	18½				


# WELI

## TO ORDER, SPECIFY:

1. Model Number
2. Laminate/Solid Surface
3. Paint
4. Glides

• See page 711 for Weli options

### OVAL TABLE



#### MODEL NO.

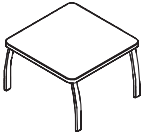
#### ALLIANCE PROGRAM PRICE GRADES

		GRADE A	GRADE B	GRADE C
N81T2448MGOL	24 x 48, Laminate	\$ 2426		
N81T2448MGOS	24 x 48, Solid Surface	3862	4150	4542

#### DIMENSIONS

Width	24	Laminate Weight	24
Depth	48	Solid Surface Weight	34
Height	16¼	Cubic Ft.	6.5

### FREESTANDING TABLE

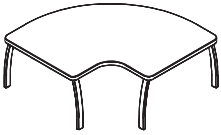


		GRADE A	GRADE B	GRADE C
N81T2424ENL	24 x 24, Laminate	\$ 1652		
N81T2424ENS	24 x 24, Solid Surface	2873	3024	3230

#### DIMENSIONS

Width	24½	Laminate Weight	24
Depth	25¼	Solid Surface Weight	34
Height	16¼	Cubic Ft.	3.6

### 90 DEGREE ROUNDED CORNER FREESTANDING TABLE



		GRADE A	GRADE B	GRADE C
N81T3636CNL	Laminate	\$ 2426		
N81T3636CNS	Solid Surface	3862	4215	4695

#### DIMENSIONS

Width	38¾	Laminate Weight	35
Depth	38¾	Solid Surface Weight	49
Height	16¼	Cubic Ft.	7.4

## COM YARDAGE REQUIREMENTS

### COM YARDAGE REQUIREMENTS (54" WIDTH – CUT UP THE ROLL)

MODEL	RAILROADED Contact customer service 800-634-9510 for ydg requirements	NON DIRECTIONAL OR SOLID	1"-4" REPEAT	5"-11" REPEAT	12"-18" REPEAT	COL SQUARE FEET
			4" VERTICAL X 4" HORIZONTAL	11" VERTICAL X 11" HORIZONTAL	18" VERTICAL X 18" HORIZONTAL	
N81GAAS, N81GAAY, N81GAM, N81HAAS, N81HAAY, N81RAAS, N81RAAY	Upholstery	1.50	1.90	3.20	4.70	27.3
N81GAASX, N81GAAYX, N81GAMX, N81HAASX, N81HAAYX, N81RAASX, N81RAAYX	Back Seat	1.00 1.00	1.40 1.20	2.30 1.80	2.90 2.70	17.9 17.9
N81PAAS, N81PAAY, N81PAM	Upholstery	1.70	2.40	3.70	4.70	32.2
N81PAASX, N81PAAYX, N81PAMX	Back Seat	1.20 1.00	1.70 1.20	2.80 1.80	3.30 2.70	22.2 17.9
N81GBAS, N81GBAY, N81GBM, N81HBAS, N81HBAY, N81RBAS, N81RBAY	Upholstery	2.50	2.80	3.50	4.70	47.7
N81GBASX, N81GBAYX, N81GBMX, N81HBASX, N81HBAYX, N81RBASX, N81RBAYX	Back Seat	1.60 1.00	1.70 1.30	2.40 1.70	2.90 2.70	30 17.9
N81PBAS, N81PBAY, N81PBM	Upholstery	2.60	3.30	4.10	4.70	50.1
N81PBASX, N81PBAYX, N81PBMX	Back Seat	1.80 1.00	2.30 1.30	3.10 1.70	3.40 2.70	32.2 17.9
N81ACES, N81ACEY, N81GCAS, N81GCAY, N81GCM, N81RCAS, N81RCAY	Upholstery	2.50	3.00	3.50	4.70	47.7
N81ACESX, N81ACEYX, N81GCASX, N81GCAYX, N81GCMX, N81RCASX, N81RCAYX	Back Seat	1.60 1.00	1.80 1.30	2.40 1.70	3.30 2.70	30.0 17.9
N81PCAS, N81PCAY, N81PCM	Upholstery	3.00	3.50	4.50	4.80	57.2
N81PCASX, N81PCAYX, N81PCM	Back Seat	2.10 1.00	2.50 1.30	3.10 1.70	3.80 2.70	39.4 17.9
N81LP1AAY	Complete	3.80	4.80	6.80	8.80	72.1
N81LP1AAYX	Back Seat Arms		2.00 1.10 2.70	2.50 1.90 3.80	3.80 2.20 4.40	25.6 17.3 42.2
N81L1AAY	Complete	3.40	4.60	6.00	7.40	66.0
N81L1AAYX	Back Seat Arms		1.70 1.10 2.70	2.10 1.90 3.80	3.00 3.20 4.40	23.3 17.3 42.2
N81L2AAY	Complete	4.70	5.50	9.10	11.90	90.9
N81L2AAYX	Back Seat Arms		2.50 1.60 2.70	3.90 3.20 3.80	6.00 4.70 4.40	38.3 26.1 42.2
N81L3AAY	Complete	6.10	7.60	10.50	11.00	118.5
N81L3AAYX	Back Seat Arms		3.40 2.20 2.70	4.80 3.50 3.80	5.40 4.20 4.40	18.2 38.9 42.2
N81D1A	Complete	1.20	1.30	1.50	2.70	20.1
N81B2M	Complete	1.80	2.00	4.10	4.80	32.8
N81B3M	Complete	2.70	2.90	4.10	6.30	51.6

