

---

# Eloquence

**GUEST, BARIATRIC**

Product Specifications	172
Fabrics and Options	173
Contrasting Fabrics Specifications	174
Product Pages	175

**LOUNGE, FREESTANDING TABLES**

Product Specifications	176
Fabrics and Options	177
Contrasting Fabrics Specifications	178
Product Pages	179

**COM YARDAGE REQUIREMENTS** 181

## ELOQUENCE

### ELOQUENCE PRODUCT SPECIFICATIONS—GUEST, BARIATRIC

#### FRAME CONSTRUCTION

- Constructed of beech with mortise and tenon joints on top rail and doweled joints on front and back rails
- Each joint is securely glued for maximum joint stability
- Features back legs cut from steam bent beech wood
- Non-marring nylon glides

#### ARMS

- Available with black protective polyurethane arm caps for added durability

#### SEAT CONSTRUCTION (N85SA, N85SB, N85SC, N85SAA, N85SAAA, N85SACA)

- 2" of high grade polyurethane foam covers a plywood panel with high tension strip webbing for comfort
- Corner blocks are screwed and glued in all 4 corners of the seat

#### SEAT CONSTRUCTION (N85SE)

- 2" of high grade polyurethane foam covers a solid seat panel
- Corner blocks are screwed and glued in all 4 corners of the seat

#### BACK CONSTRUCTION (ALL MODELS)

- $\frac{3}{4}$ " of high grade polyurethane foam covers the front of a contoured panel for support and comfort
- The outer (extreme) back features  $\frac{1}{4}$ " of high grade polyurethane foam

#### CONTRASTING FABRICS


- Guest seating available with contrasting fabric

#### FINISH

- Features a catalyzed top coat that resists denting, peeling and reactions to chemicals
- Can be cleaned with a damp cloth
- When specifying Brighton, Natural, and Sonoma finish, variation in color is acceptable due to the nature of wood characteristics

#### WOOD SPECIES

- Beech



## SURFACE MATERIALS

See the Kimball Hospitality Surface Materials Reference Guide at [kimballhospitality.com](http://kimballhospitality.com) for a complete overview of our materials program, including:

- Characteristics of wood
- Special wood finishes
- Customer-specified laminate (CSL)
- Customer-specified paint (CSP)
- Fabric application and colorways
- Customer's own material (COM) process overview
- Alliance program

## ALLIANCE FABRIC PROGRAM

Kimball Hospitality has analyzed each model to most accurately reflect the COM/COL yardage requirements shown on page 181.

The yardage requirement for each model is based on 54" W fabric and cutting the fabric up the roll.

If repeat is larger than 18", contact Customer Service to confirm the correct amount of yardage required. When ordering 10 or more chairs in the same COM, yardage requirements may be reduced.

Contact Customer Service.

## PRICE GRADES A-R

See Surface Materials at [www.kimballhospitality.com](http://www.kimballhospitality.com) for a wide variety of graded-in fabrics from Arc-Com, Carnegie, CF Stinson, Designtex, Maharam, Mayer, Momentum, and Ultrafabrics.

## FABRIC SAMPLES

If you need samples for presentation(s), contact our alliance partners directly at:

Arc-Com	800.223.5466	<a href="http://arc-com.com">arc-com.com</a>
Carnegie	800.727.6770	<a href="http://carnegiefabrics.com">carnegiefabrics.com</a>
CF Stinson	800.841.6279	<a href="http://cfstinson.com">cfstinson.com</a>
Designtex	800.221.1540	<a href="http://designtex.com">designtex.com</a>
Maharam	800.645.3943	<a href="http://maharam.com">maharam.com</a>
Mayer	800.428.4415	<a href="http://mayerfabrics.com">mayerfabrics.com</a>
Momentum	800.366.6839	<a href="http://memosamples.com">memosamples.com</a>
Ultrafabrics	877.309.6648	<a href="http://ultrafabricsllc.com">ultrafabricsllc.com</a>

## FINISHES

AC	Autumn	NM	Natural
AD	Almond	PB	Portobello
BZ	Brazilwood	PC	Porcini
CI	Chai	PT	Portico
CL	Caramel	SK	Skyline
CW	Cordovan	SM	Sonoma
DW	Judicial	TF	Truffle
HN	Honey	WL	Willow
IM	Brighton	405	Designer White
KN	Kona	462	Cinder
MC	Amber	792	Sable
MH	Mocha	793	Acorn*

\*Acorn is the finish complement to Clear Walnut finish

## LAMINATES

### TABLES ONLY

AC2	Autumn 2	NM	Natural
AD	Almond	PB	Portobello
BZ	Brazilwood	PC	Porcini
CI	Chai	PT	Portico
CL	Caramel	SK	Skyline
CW	Cordovan	SM	Sonoma
DW	Judicial	TF	Truffle
HN2	Honey 2	WL	Willow
IM	Brighton	405	Designer White
KN	Kona	462	Cinder
MC	Amber	792	Sable
MH	Mocha	793	Acorn*

\*Acorn is the finish and laminate complement to Clear Walnut finish

## POLYURETHANE ARM CAPS

### GUEST HALF UPHOLSTERED BACK




### GUEST FULLY UPHOLSTERED BACK



### GUEST WOOD BACK



### GUEST BARIATRIC FULLY UPHOLSTERED BACK

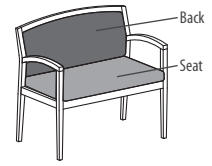


**TO ORDER CONTRASTING FABRIC, SPECIFY**

---

**ELOQUENCE****Guest Half Upholstered Back page 175****Guest Fully Upholstered Back page 175****Guest Bariatric Fully Upholstered Back page 175**

1. Model Number plus "X"
2. Back Fabric Grade Number/Cover Number
3. Seat Fabric Grade Number/Cover Number
4. Finish Color



Contrasting Fabric

**TO ORDER, SPECIFY:**

1. Model Number
2. Fabric Grade Number
3. Cover Number
4. Finish Designator

- See page 173 for Eloquence options
- See page 181 for COM fabric yardage

**GUEST  
HALF UPHOLSTERED BACK**



**MODEL  
NO.**

**ALLIANCE PROGRAM PRICE GRADES**

		A	B	C	D	E	F	G	H	I
		J	K	L	M	N	O	P	Q	R
N85SA		\$ 1259	1286	1306	1328	1352	1378	1398	1425	1451
		1478	1518	1602	1653	1680	1707	1734	1761	1786
N85SAT	Black Polyurethane Arm Caps	1379	1406	1426	1448	1472	1498	1518	1545	1571
		1598	1638	1722	1773	1800	1827	1854	1881	1906

**DIMENSIONS**

Width	22 <sup>1</sup> / <sub>16</sub>	Seat Height	19 <sup>1</sup> / <sub>2</sub>	Arm Height	27%	Weight	18
Depth	22 <sup>1</sup> / <sub>2</sub>	Seat Depth	18	Back Height	14 <sup>3</sup> / <sub>2</sub>	Cubic Ft.	15.5
Height	34 <sup>1</sup> / <sub>4</sub>	Seat Width	20 <sup>1</sup> / <sub>4</sub>	Back Width	20 <sup>1</sup> / <sub>4</sub>		

• Contrasting fabric option – specify X (i.e., N85SAX); see page 174. For list pricing, use your electronic specification tool or contact customer service

**GUEST  
FULLY UPHOLSTERED BACK**



		A	B	C	D	E	F	G	H	I
		J	K	L	M	N	O	P	Q	R
N85SB		\$ 1346	1383	1411	1441	1474	1509	1538	1574	1610
		1647	1703	1817	1888	1925	1962	1999	2036	2071
N85SBT	Black Polyurethane Arm Caps	1464	1501	1529	1559	1592	1627	1656	1692	1728
		1765	1821	1935	2006	2043	2080	2117	2154	2189

**DIMENSIONS**

Width	22 <sup>1</sup> / <sub>16</sub>	Seat Height	19 <sup>1</sup> / <sub>2</sub>	Arm Height	27%	Weight	18
Depth	22 <sup>1</sup> / <sub>2</sub>	Seat Depth	18	Back Height	14 <sup>3</sup> / <sub>2</sub>	Cubic Ft.	15.5
Height	34 <sup>1</sup> / <sub>4</sub>	Seat Width	20 <sup>1</sup> / <sub>4</sub>	Back Width	20 <sup>1</sup> / <sub>4</sub>		

• Contrasting fabric option – specify X (i.e., N85SBX); see page 174. For list pricing, use your electronic specification tool or contact customer service

**GUEST  
WOOD BACK**




		A	B	C	D	E	F	G	H	I
		J	K	L	M	N	O	P	Q	R
N85SC		\$ 1355	1382	1402	1424	1448	1474	1494	1521	1547
		1574	1614	1698	1749	1776	1803	1830	1857	1882
N85SCT	Black Polyurethane Arm Caps	1477	1504	1524	1546	1570	1596	1616	1643	1669
		1696	1736	1820	1871	1898	1925	1952	1979	2004

**DIMENSIONS**

Width	22 <sup>1</sup> / <sub>16</sub>	Seat Height	19 <sup>1</sup> / <sub>2</sub>	Arm Height	27%	Weight	18
Depth	22 <sup>1</sup> / <sub>2</sub>	Seat Depth	18	Back Height	14 <sup>3</sup> / <sub>2</sub>	Cubic Ft.	15.5
Height	34 <sup>1</sup> / <sub>4</sub>	Seat Width	20 <sup>1</sup> / <sub>4</sub>	Back Width	20 <sup>1</sup> / <sub>4</sub>		

**GUEST BARIATRIC  
FULLY UPHOLSTERED BACK**



		A	B	C	D	E	F	G	H	I
		J	K	L	M	N	O	P	Q	R
N85SE		\$ 2390	2452	2502	2553	2610	2671	2720	2783	2846
		2908	3005	3203	3324	3389	3454	3516	3581	3642
N85SET	Black Polyurethane Arm Caps	2513	2575	2625	2676	2733	2794	2843	2906	2969
		3031	3128	3326	3447	3512	3577	3639	3704	3765

**DIMENSIONS**

Width	35 <sup>1</sup> / <sub>4</sub>	Seat Height	19 <sup>1</sup> / <sub>2</sub>	Arm Height	27%	Weight	33
Depth	22 <sup>1</sup> / <sub>2</sub>	Seat Depth	18	Back Height	14 <sup>3</sup> / <sub>2</sub>	Cubic Ft.	24.5
Height	34 <sup>1</sup> / <sub>4</sub>	Seat Width	33	Back Width	33		

• Meets 500 lb. weight load  
• Contrasting fabric option – specify X (i.e., N85SEX); see page 174. For list pricing, use your electronic specification tool or contact customer service

## ELOQUENCE PRODUCT SPECIFICATIONS—LOUNGE, FREESTANDING TABLES

### FRAME CONSTRUCTION

- Interior frame is constructed of plywood with tenon joints that are glued and screwed for maximum joint stability
- Exterior frame is constructed of beech with mortise and tenon joints
- Each joint is securely glued for maximum joint stability
- Non-marring nylon glides

### SEAT CONSTRUCTION

- 4" of high grade polyurethane foam covers a plywood panel with high tension strip webbing for comfort

### BACK CONSTRUCTION

- 2" of high grade polyurethane foam which is stretched over web sheet and attached to frame

### ARM CONSTRUCTION

- ¾" of high grade polyurethane foam covers both the interior and exterior upholstery panel
- Available with black protective polyurethane arm caps for added durability

### CONTRASTING FABRICS

- Available with contrasting fabric locations: back, seat, and arms/outer back

### FINISH


- Features a catalyzed top coat that resists denting, peeling and reactions to chemicals
- Can be cleaned with a damp cloth
- When specifying Brighton, Natural, and Sonoma finish, variation in color is acceptable due to the nature of wood characteristics

### WOOD SPECIES

- Beech

### TABLES

- Veneer models feature ¾" grade A, slipmatched, European beech veneer tops with European beech façade rails and legs
- Laminate models feature ¾" particle board with laminate (HPL) top and European beech façade rails and legs



## SURFACE MATERIALS

See the Kimball Hospitality Surface Materials Reference Guide at [kimballhospitality.com](http://kimballhospitality.com) for a complete overview of our materials program, including:

- Characteristics of wood
- Special wood finishes
- Customer-specified laminate (CSL)
- Customer-specified paint (CSP)
- Fabric application and colorways
- Customer's own material (COM) process overview
- Alliance program

## ALLIANCE FABRIC PROGRAM

Kimball Hospitality has analyzed each model to most accurately reflect the COM/COL yardage requirements shown on page 181.

The yardage requirement for each model is based on 54" W fabric and cutting the fabric up the roll.

If repeat is larger than 18", contact Customer Service to confirm the correct amount of yardage required. When ordering 10 or more chairs in the same COM, yardage requirements may be reduced.

Contact Customer Service.

## PRICE GRADES A-R

See Surface Materials at [www.kimballhospitality.com](http://www.kimballhospitality.com) for a wide variety of graded-in fabrics from Arc-Com, Carnegie, CF Stinson, Designtex, Maharam, Mayer, Momentum, and Ultrafabrics.

## FABRIC SAMPLES

If you need samples for presentation(s), contact our alliance partners directly at:

Arc-Com	800.223.5466	<a href="http://arc-com.com">arc-com.com</a>
Carnegie	800.727.6770	<a href="http://carnegiefabrics.com">carnegiefabrics.com</a>
CF Stinson	800.841.6279	<a href="http://cfstinson.com">cfstinson.com</a>
Designtex	800.221.1540	<a href="http://designtex.com">designtex.com</a>
Maharam	800.645.3943	<a href="http://maharam.com">maharam.com</a>
Mayer	800.428.4415	<a href="http://mayerfabrics.com">mayerfabrics.com</a>
Momentum	800.366.6839	<a href="http://memosamples.com">memosamples.com</a>
Ultrafabrics	877.309.6648	<a href="http://ultrafabricsllc.com">ultrafabricsllc.com</a>

## FINISHES

AC	Autumn	NM	Natural
AD	Almond	PB	Portobello
BZ	Brazilwood	PC	Porcini
CI	Chai	PT	Portico
CL	Caramel	SK	Skyline
CW	Cordovan	SM	Sonoma
DW	Judicial	TF	Truffle
HN	Honey	WL	Willow
IM	Brighton	405	Designer White
KN	Kona	462	Cinder
MC	Amber	792	Sable
MH	Mocha	793	Acorn*

## LAMINATES

### TABLES ONLY

AC2	Autumn 2	NM	Natural
AD	Almond	PB	Portobello
BZ	Brazilwood	PC	Porcini
CI	Chai	PT	Portico
CL	Caramel	SK	Skyline
CW	Cordovan	SM	Sonoma
DW	Judicial	TF	Truffle
HN2	Honey 2	WL	Willow
IM	Brighton	405	Designer White
KN	Kona	462	Cinder
MC	Amber	792	Sable
MH	Mocha	793	Acorn*


\*Acorn is the finish and laminate complement to Clear Walnut finish

## POLYURETHANE ARM CAPS


### 1 SEAT LOUNGE



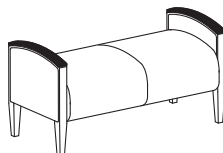
### 2 SEAT LOUNGE



### 3 SEAT LOUNGE



### LOUNGE BENCH



## TO ORDER CONTRASTING FABRIC, SPECIFY

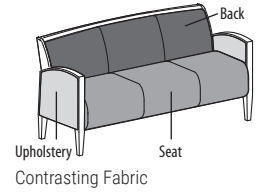
### ELOQUENCE, LOUNGE

**1 Seat Lounge page 179**

**2 Seat Lounge page 179**

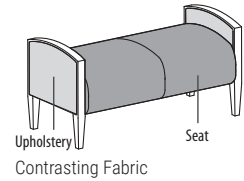
**3 Seat Lounge page 179**

1. Model Number plus "X"
2. Back Fabric Grade Number/Cover Number
3. Seat Fabric Grade Number/Cover Number
4. Upholstery (Arm) Fabric Grade Number/Cover Number
5. Finish Color



### Lounge Bench page 179

1. Model Number plus "X"
2. Seat Fabric Grade Number/Cover Number
3. Upholstery (Arm) Fabric Grade Number/Cover Number
4. Finish Color





**TO ORDER, SPECIFY:**

1. Model Number
2. Fabric Grade Number
3. Cover Number
4. Finish Designator

- See page 177 for Eloquence options
- See page 181 for COM fabric yardage

**1 SEAT LOUNGE**



**MODEL NO.**

**ALLIANCE PROGRAM PRICE GRADES**


			A	B	C	D	E	F	G	H	I
			J	K	L	M	N	O	P	Q	R
N85LA		\$	3021	3114	3186	3262	3346	3436	3508	3601	3693
			3786	3928	4220	4399	4494	4589	4682	4777	4866
N85LAT	Black Polyurethane Arm Caps		3185	3278	3350	3426	3510	3600	3672	3765	3857
			3950	4092	4384	4563	4658	4753	4846	4941	5030

**DIMENSIONS**

Width	27	Seat Height	19	Arm Height	27½	Weight	79
Depth	28¾	Seat Depth	19			Cubic Ft.	20.3
Height	34	Seat Width	22				

• Contrasting fabric option – specify X (i.e., N85LAX); see page 178. For list pricing, use your electronic specification tool or contact customer service

**2 SEAT LOUNGE**




			A	B	C	D	E	F	G	H	I
			J	K	L	M	N	O	P	Q	R
N85LB		\$	3847	3980	4084	4193	4314	4443	4548	4681	4814
			4947	5152	5571	5829	5966	6103	6236	6373	6502
N85LBT	Black Polyurethane Arm Caps		4011	4144	4248	4357	4478	4607	4712	4845	4978
			5111	5316	5735	5993	6130	6267	6400	6537	6666

**DIMENSIONS**

Width	47¾	Seat Height	19	Arm Height	27½	Weight	105
Depth	28¾	Seat Depth	19			Cubic Ft.	34.7
Height	34	Seat Width	42½				

• Cushion is 1 piece with stitching  
 • Contrasting fabric option – specify X (i.e., N85LBX); see page 178. For list pricing, use your electronic specification tool or contact customer service

**3 SEAT LOUNGE**



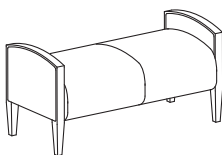
			A	B	C	D	E	F	G	H	I
			J	K	L	M	N	O	P	Q	R
N85LC		\$	4757	4928	5064	5204	5360	5526	5662	5833	6005
			6176	6442	6982	7315	7492	7669	7840	8017	8184
N85LCT	Black Polyurethane Arm Caps		4922	5093	5229	5369	5525	5691	5827	5998	6170
			6341	6607	7147	7480	7657	7834	8005	8182	8349

**DIMENSIONS**

Width	68	Seat Height	19	Arm Height	27½	Weight	135
Depth	28¾	Seat Depth	19			Cubic Ft.	49.1
Height	34	Seat Width	62¾				

• Cushion is 1 piece with stitching  
 • Contrasting fabric option – specify X (i.e., N85LCX); see page 178. For list pricing, use your electronic specification tool or contact customer service

**LOUNGE BENCH**



			A	B	C	D	E	F	G	H	I
			J	K	L	M	N	O	P	Q	R
N85LD		\$	2426	2509	2574	2641	2716	2796	2861	2944	3026
			3109	3236	3496	3656	3741	3826	3909	3994	4074
N85LDT	Black Polyurethane Arm Caps		2590	2673	2738	2805	2880	2960	3025	3108	3190
			3273	3400	3660	3820	3905	3990	4073	4158	4238

**DIMENSIONS**

Width	50¾	Seat Height	20¾	Arm Height	24¾	Weight	56
Depth	24¾	Seat Depth	24¾			Cubic Ft.	23.4
Height	24¾	Seat Width	45				

• Cushion is 1 piece with stitching  
 • Contrasting fabric option – specify X (i.e., N85LDX); see page 178. For list pricing, use your electronic specification tool or contact customer service

# ELOQUENCE

**TO ORDER, SPECIFY:**

1. Model Number
2. Finish Designator

• See page 177 for Eloquence options

**PERSONAL PULL-UP TABLE**



**MODEL NO. LIST PRICE**

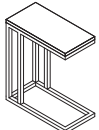
10N1622RTPUW	Wood	\$ 1336
10N1622RTPUL	Laminate	1336

**DIMENSIONS**

Width	22	Weight	32
Depth	13 <sup>3</sup> / <sub>4</sub>	Cubic Ft.	9.25
Height	28 <sup>1</sup> / <sub>2</sub>		

- 50 lb. weight limit
- Specify metal finish (423) Concrete, (462) Cinder, (463) Iron, (501) Platinum Metallic, or (503) Satin Nickel Metallic
- Veneer species is maple
- Acorn is the laminate/wood complement to Clear Walnut finish

**PERSONAL PULL-UP TABLE**



White Marble

10N1120RTPU2SS	White Marble	\$ 942
10N1620RTPU2SB	Black Marble	942

**DIMENSIONS - WHITE MARBLE**

Width	20	Weight	30
Depth	11	Cubic Ft.	5
Height	25		

**DIMENSIONS - BLACK MARBLE**

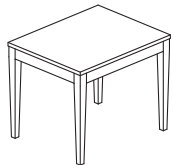
Width	20	Weight	30
Depth	16	Cubic Ft.	6.95
Height	25		

- 50 lb. weight limit
- White Marble model has a Platinum Metallic base; Black Marble model has a Cinder base
- 10N1620RTPU2SB top material is Porcelain with pattern Nero Marquina
- 10N1120RTPU2SS top material is Natural Marble species of Bianco Crown Marble
- Specify model number only



Black Marble

**END TABLE**



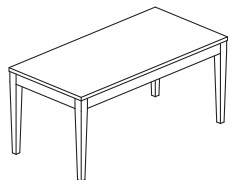
85N2024EN	Wood Top	\$ 1148
85N2024ENLW	Laminate Top	1148

**DIMENSIONS**

Width	21 <sup>1</sup> / <sub>2</sub>	Weight	19
Depth	24 <sup>5</sup> / <sub>16</sub>	Cubic Ft.	1.4
Height	20 <sup>3</sup> / <sub>8</sub>		

- Some assembly required

**MAGAZINE TABLE**



85N2040MG	Wood Top	\$ 1319
85N2040MGLW	Laminate Top	1319

**DIMENSIONS**

Width	39 <sup>3</sup> / <sub>8</sub>	Weight	26
Depth	19 <sup>2</sup> / <sub>32</sub>	Cubic Ft.	2.2
Height	18 <sup>1</sup> / <sub>2</sub>		

- Some assembly required

## COM YARDAGE REQUIREMENTS

### COM YARDAGE REQUIREMENTS (54" WIDTH – CUT UP THE ROLL)

MODEL	RAILROADED Contact customer service 800-634-9510 for ydg requirements	NON DIRECTIONAL OR SOLID	1"-4" REPEAT	5"-11" REPEAT	12"-18" REPEAT	COL SQUARE FEET
			4" VERTICAL X 4" HORIZONTAL	11" VERTICAL X 11" HORIZONTAL	18" VERTICAL X 18" HORIZONTAL	
N85LA, N85LAT		2.80	4.90	5.80	7.00	56
N85LAX, N85LATX	Back	0.90	1.00	1.20	1.10	18
	Seat	1.10	1.20	1.80	2.30	22
	Outer Shell	1.90	3.10	3.90	5.00	38
N85LB, N85LBT		4.00	7.60	8.90	10.80	80
N85LBX, N85LBTX	Back	1.00	2.00	2.20	2.10	20
	Seat	1.30	2.20	2.80	3.30	26
	Outer Shell	2.10	3.80	4.80	6.00	42
N85LC, N85LCT		5.30	10.40	11.30	13.80	106
N85LCX, N85LCTX	Back	1.80	2.90	3.10	3.20	36
	Seat	1.90	3.50	3.10	4.80	38
	Outer Shell	2.70	4.60	5.70	7.00	54
N85LD, N85LDT		2.60	4.40	6.40	6.30	52
N85LDX, N85LDTX	Seat	1.70	3.40	4.00	4.30	34
	Outer Shell	1.10	1.30	2.60	2.40	22
N85SA, N85SAT		0.90	1.50	2.30	2.40	18
N85SAX, N85SATX	Back	0.50	0.70	1.30	1.40	10
	Seat	0.90	1.10	1.20	1.10	18
N85SB, N85SBT		1.20	1.60	2.60	3.00	24
N85SBX, N85SBTX	Back	0.60	0.80	1.40	2.00	12
	Seat	0.90	1.10	1.20	1.10	18
N85SC, N85SCT		0.80	1.00	1.10	1.00	17
N85SE, N85SET		2.00	2.20	2.60	3.00	40
N85SEX, N85SETX	Back	1.20	1.40	1.40	2.00	24
	Seat	0.90	1.10	1.20	1.10	18

