
Greer Patient Recliners

Product Specifications	280
Fabrics and Options	281
Contrasting Fabrics Specifications	282
Product Pages	283
COM Yardage Requirements	291

GREER PATIENT RECLINERS

GREER PATIENT RECLINERS PRODUCT SPECIFICATIONS

CONSTRUCTION

- Greer recliners offer three adjustment positions:
 - Footrest raised (all models)
 - Infinite recline degree to lay flat
 - Feet higher than the head (Trendelenburg) models
- Built-in headrest offers supportive, patient comfort
- Optional, black polyurethane push bar helps caregivers reposition the chair
- Optional bump guard is a protective plastic welt cord
- Moisture barrier is optional for seat or seat and back
- Infinite back lock allows locking the back into various positions in 1 degree increments

ARMS

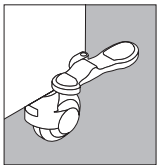
- Arm caps are available in black polyurethane, finished beech wood, and solid surface. EOS^{CU} (Cupron-enhanced EOS) biocidal solid surface arm caps are optional on solid surface arm cap model; upcharge applies
- Model without arm caps is also available
- Drop-arm release unlocks the drop arm
- Drop arm, on applicable models, is shown in the "down" position. Available on left arm only (as seated)

FOOTRESTS

- Optional pull out footrest allows for patient to ingress and egress more easily. Footrest also can be used for comfort when recliner is in the seated position
- Footrest lever allows leg rest to be extended independently of the back operation

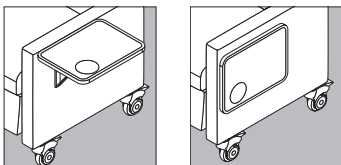
CASTERS

- Grey, non-marking casters work on both hard and soft surfaces. Individual-locking, single-wheel casters are shown below; models with central-locking, single-wheel casters are also available
- Models with central-locking casters with brake are controlled from a foot pedal on the left side of the recliner (as seated)



OPTIONAL FOLD-DOWN TRAY

- Optional fold-down tray is available on left side of recliner as seated; not available on drop-arm model
- Tray is 12" D x 16" W



UTILITY HOOK

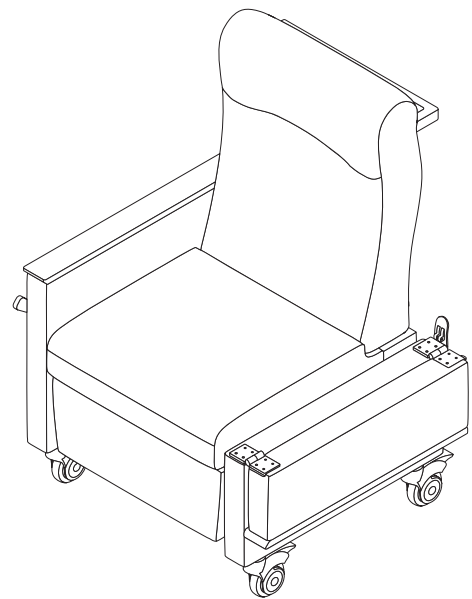
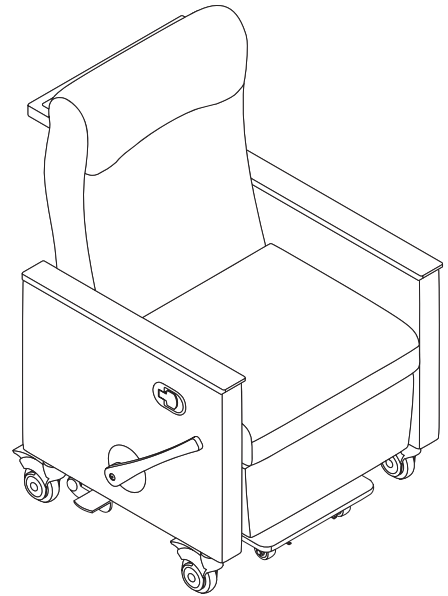
- Utility hook on left side of recliner is available as an option on models without a drop arm

TRENDELENBURG

- Trendelenburg models allow feet to be higher than head; paddles are located on the right side of the chair as seated

CONTRASTING FABRICS

- Contrasting fabric may be specified on back, base/seat, and arms



SURFACE MATERIALS

See the Kimball Hospitality Surface Materials Reference Guide at kimballhospitality.com for a complete overview of our materials program, including:

- Characteristics of wood
- Special wood finishes
- Customer specified laminate (CSL)
- Customer specified paint (CSP)
- Fabric application and colorways
- Customer's own material (COM) process overview
- Alliance program

ALLIANCE FABRIC PROGRAM

Kimball Hospitality has analyzed each model to most accurately reflect the COM/COL yardage requirements shown on page 291.

The yardage requirement for each model is based on 54" wide fabric and cutting the fabric up the roll.

If repeat is larger than 18", contact Customer Service to confirm the correct amount of yardage required. When ordering 10 or more chairs in the same COM, yardage requirements may be reduced.

Contact Customer Service.

PRICE GRADES A-R

See Surface Materials at www.kimballhospitality.com for a wide variety of graded-in fabrics from Arc-Com, CF Stinson, Designtex, Maharam, Momentum, and Ultrafabrics.

FABRIC SAMPLES

If you need samples for presentation(s), contact our alliance partners directly at:

Arc-Com	800.223.5466	arc-com.com
Designtex	800.221.1540	designtex.com
CF Stinson	800.841.6279	cfstinson.com
Maharam	800.645.3943	maharam.com
Momentum	800.366.6839	memosamples.com
Ultrafabrics	877.309.6648	ultrafabricsllc.com

FOLD-DOWN TRAY

3D LAMINATE

MC	Amber Cherry
MH	Mocha Cherry
CO	Canyon Straight Grain
DF	Driftwood Straight Grain
YO	Monterey Straight Grain
NW	Tuscan Straight Grain

ARM CAPS

POLYURETHANE

462	Cinder
-----	--------

SOLID SURFACE

STANDARD

405	Designer White
-----	----------------

PREMIUM*

495	EOS ^{CU} Beige
496	EOS ^{CU} Grey

*\$704 Upcharge applies

WOOD

AD	Almond	MH	Mocha
MC	Amber	YO	Monterey
IM	Brighton	PB	Portobello
CO	Canyon	792	Sable
CC	Cordoba	SC	Sedona
DF	Driftwood	TW	Tribeca
ES	Espresso	NW	Tuscan
TM	Huntington	UW	Urban
MW	Midtown		

MOISTURE BARRIER

X	No Moisture Barrier
MB1	Seat (\$122 upcharge)
MB2	Seat and Back (\$213 upcharge)

TRAY (OMIT FOR NO TRAY)

MT	Fold-Down Tray (\$275 upcharge)
----	---------------------------------

PULL OUT FOOTREST

Y	Yes (\$362 upcharge)
N	No

PUSH BAR

Y	Yes (\$144 upcharge)
N	No

UTILITY HOOK ON LEFT

Y	Yes (\$144 upcharge)
N	No

BUMP GUARD

Y	Yes (\$37 upcharge)
N	No

TO ORDER CONTRASTING FABRIC, SPECIFY

GREER

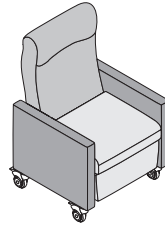
Individual Locking Casters Recliners page 283

Individual Locking Casters with Trendelenburg Adjustment Recliners page 285

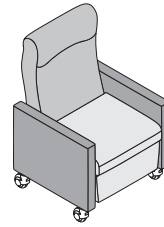
Central Locking Casters Recliners page 287

Central Locking Casters with Trendelenburg Adjustment Recliners page 289

1. Model Number plus "X"
2. Back Fabric Grade
3. Back Fabric Number
4. Base/Seat Fabric Grade
5. Base/Seat Fabric Number
6. Arms Fabric Grade
7. Arms Fabric Number
8. Arm Cap Designator
9. Moisture Barrier Optional for Seat or Seat and Back
10. Tray Option
11. Pull-out Footrest Option
12. Push Bar
13. Utility Hook on Left
14. Bump Guard



K49RILC



K49RCLC

Individual Locking Casters with Drop Arm Recliners page 284

Individual Locking Casters with Trendelenburg Adjustment and Drop Arm Recliners page 286

Central Locking Casters with Drop Arm Recliners page 288

Central Locking Casters with Trendelenburg Adjustment and Drop Arm Recliners page 290

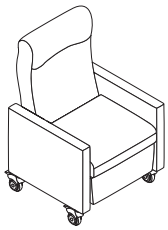
1. Model Number plus "X"
2. Back Fabric Grade
3. Back Fabric Number
4. Base/Seat Fabric Grade
5. Base/Seat Fabric Number
6. Arms Fabric Grade
7. Arms Fabric Number
8. Arm Cap Designator
9. Moisture Barrier Optional for Seat or Seat and Back
10. Pull-out Footrest Option
11. Push Bar
12. Bump Guard

TO ORDER, SPECIFY:

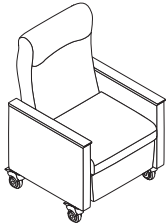
1. Model Number
2. Back Fabric Grade
3. Back Fabric Number
4. Base/Seat Fabric Grade
5. Base/Seat Fabric Number
6. Arms Fabric Grade
7. Arms Fabric Number
8. Arm Cap Designator (if applicable)
9. Moisture Barrier Optional for Seat or Seat and Back
10. Tray Option
11. Pull-out Footrest Option
12. Push Bar
13. Utility Hook on Left
14. Bump Guard

- See page 281 for Greer™ options
- See page 291 for COM fabric yardage

INDIVIDUAL LOCKING CASTERS



Without Arm Caps



With Arm Caps

MODEL NO.

ALLIANCE PROGRAM PRICE GRADES

		A	B	C	D	E	F	G	H	I
		J	K	L	M	N	O	P	Q	R
K49RILC	Without Arm Caps	\$ 3071	3240	3373	3507	3646	3814	3912	4093	4245
		4401	4656	5164	5485	5551	5611	5691	5769	6120
K49RILCACP	With Polyurethane Arm Caps	3220	3389	3522	3656	3795	3963	4061	4242	4394
		4550	4805	5313	5634	5700	5760	5840	5918	6269
K49RILCACW	With Wood Arm Caps	3384	3553	3686	3820	3959	4127	4225	4406	4558
		4714	4969	5477	5798	5864	5924	6004	6082	6433
K49RILCACS	With Solid Surface Arm Caps	3933	4102	4235	4369	4508	4676	4774	4955	5107
		5263	5518	6026	6347	6413	6473	6553	6631	6982

DIMENSIONS

Width	30¾	Seat Height	22	Arm Height w/out Arm Caps	26¼	Weight	160
Depth	28	Seat Depth	19½	Arm Height w/Arm Caps	27	Cubic Ft.	37.5
Height	46	Seat Width	23¾	Extended Length	68		

- Contrasting fabric option – specify X (i.e., K49RILCX); see page 282. For list pricing, use your electronic specification tool or contact customer service
- Grey, non-marking, individually locking, single-wheel casters for hard and soft surfaces
- Independent leg rest and back operation
- Built-in headrest
- Easy-to-use back recline and footrest release handles
- Arm caps, if applicable: polyurethane, beech wood, or solid surface

GREER PATIENT RECLINERS

TO ORDER, SPECIFY:

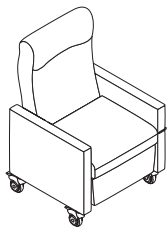
1. Model Number
2. Back Fabric Grade
3. Back Fabric Number
4. Base/Seat Fabric Grade
5. Base/Seat Fabric Number
6. Arms Fabric Grade
7. Arms Fabric Number
8. Arm Cap Designator (if applicable)
9. Moisture Barrier Optional for Seat or Seat and Back
10. Pull-out Footrest Option
11. Push Bar
12. Bump Guard

- See page 281 for Greer™ options
- See page 291 for COM fabric yardage

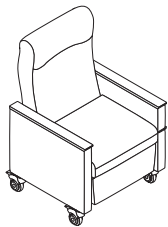
INDIVIDUAL LOCKING CASTERS WITH DROP ARM

MODEL NO.

ALLIANCE PROGRAM PRICE GRADES



Without Arm Caps



With Arm Caps

			A	B	C	D	E	F	G	H	I
			J	K	L	M	N	O	P	Q	R
K49RILCDAL	Without Arm Caps	\$	3184	3353	3486	3620	3759	3927	4025	4206	4358
			4514	4769	5277	5598	5664	5724	5804	5882	6233
K49RILCACPDAL	With Polyurethane Arm Caps		3333	3502	3635	3769	3908	4076	4174	4355	4507
			4663	4918	5426	5747	5813	5873	5953	6031	6382
K49RILCACWDAL	With Wood Arm Caps		3497	3666	3799	3933	4072	4240	4338	4519	4671
			4827	5082	5590	5911	5977	6037	6117	6195	6546
K49RILCACSDAL	With Solid Surface Arm Caps		4047	4216	4349	4483	4622	4790	4888	5069	5221
			5377	5632	6140	6461	6527	6587	6667	6745	7096

DIMENSIONS

Width	30¼	Seat Height	22	Arm Height w/out Arm Caps	26¼	Weight	160
Depth	28	Seat Depth	19½	Arm Height w/Arm Caps	27	Cubic Ft.	37.5
Height	46	Seat Width	23¾	Extended Length	68		

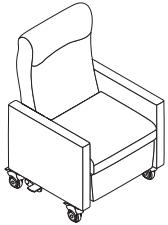
- Contrasting fabric option – specify X (i.e., K49RILCDALX); see page 282. For list pricing, use your electronic specification tool or contact customer service
- Grey, non-marking, individually locking, single-wheel casters for hard and soft surfaces
- Independent leg rest and back operation
- Easy-to-use back recline and footrest release handles
- Built-in headrest
- Drop arm with easy release for lateral patient transfer
- Arm caps, if applicable: polyurethane, beech wood, or solid surface

TO ORDER, SPECIFY:

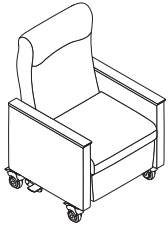
1. Model Number
2. Back Fabric Grade
3. Back Fabric Number
4. Base/Seat Fabric Grade
5. Base/Seat Fabric Number
6. Arms Fabric Grade
7. Arms Fabric Number
8. Arm Cap Designator (if applicable)
9. Moisture Barrier Optional for Seat or Seat and Back
10. Tray Option
11. Pull-out Footrest Option
12. Push Bar
13. Utility Hook on Left
14. Bump Guard

- See page 281 for Greer™ options
- See page 291 for COM fabric yardage

INDIVIDUAL LOCKING CASTERS WITH TRENDELENBURG ADJUSTMENT



Without Arm Caps



With Arm Caps

MODEL NO.

ALLIANCE PROGRAM PRICE GRADES

			A	B	C	D	E	F	G	H	I
			J	K	L	M	N	O	P	Q	R
K49RILCTB	Without Arm Caps	\$	3310	3479	3612	3746	3885	4053	4151	4332	4484
			4640	4895	5403	5724	5790	5850	5930	6008	6359
K49RILCTBACP	With Polyurethane Arm Caps		3460	3629	3762	3896	4035	4203	4301	4482	4634
			4790	5045	5553	5874	5940	6000	6080	6158	6509
K49RILCTBACW	With Wood Arm Caps		3623	3792	3925	4059	4198	4366	4464	4645	4797
			4953	5208	5716	6037	6103	6163	6243	6321	6672
K49RILCTBACS	With Solid Surface Arm Caps		4173	4342	4475	4609	4748	4916	5014	5195	5347
			5503	5758	6266	6587	6653	6713	6793	6871	7222

DIMENSIONS

Width	30¾	Seat Height	22	Arm Height w/out Arm Caps	26¾	Weight	190
Depth	28	Seat Depth	19½	Arm Height w/Arm Caps	27	Cubic Ft.	37.5
Height	46	Seat Width	23¾	Extended Length	68		

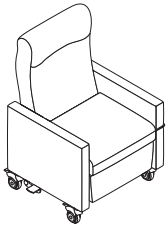
- Contrasting fabric option – specify X (i.e., K49RILCTBX); see page 282. For list pricing, use your electronic specification tool or contact customer service
- Grey, non-marking, individually locking, single-wheel casters for hard and soft surfaces
- Trendelenburg mechanism with foot pedal on right side
- Independent leg rest and back operation
- Easy-to-use back recline and leg rest release handles
- Built-in headrest
- Arm caps, if applicable: polyurethane, beech wood, or solid surface

GREER PATIENT RECLINERS

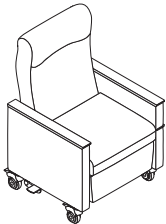
TO ORDER, SPECIFY:

1. Model Number
2. Back Fabric Grade
3. Back Fabric Number
4. Base/Seat Fabric Grade
5. Base/Seat Fabric Number
6. Arms Fabric Grade
7. Arms Fabric Number
8. Arm Cap Designator (if applicable)
9. Moisture Barrier Optional for Seat or Seat and Back
10. Pull-out Footrest Option
11. Push Bar
12. Bump Guard

- See page 281 for Greer™ options
- See page 291 for COM fabric yardage

INDIVIDUAL LOCKING
CASTERS WITH
TRENDELENBURG
ADJUSTMENT AND
DROP ARM

Without Arm Caps



With Arm Caps

MODEL
NO.

ALLIANCE PROGRAM PRICE GRADES

			A	B	C	D	E	F	G	H	I
			J	K	L	M	N	O	P	Q	R
K49RILCTBDAL	Without Arm Caps	\$	3424	3593	3726	3860	3999	4167	4265	4446	4598
			4754	5009	5517	5838	5904	5964	6044	6122	6473
K49RILCTBACPDAL	With Polyurethane Arm Caps		3574	3743	3876	4010	4149	4317	4415	4596	4748
			4904	5159	5667	5988	6054	6114	6194	6272	6623
K49RILCTBACWDAL	With Wood Arm Caps		3737	3906	4039	4173	4312	4480	4578	4759	4911
			5067	5322	5830	6151	6217	6277	6357	6435	6786
K49RILCTBACSDAL	With Solid Surface Arm Caps		4287	4456	4589	4723	4862	5030	5128	5309	5461
			5617	5872	6380	6701	6767	6827	6907	6985	7336

DIMENSIONS

Width	30¾	Seat Height	22	Arm Height w/out Arm Caps	26¾	Weight	190
Depth	28	Seat Depth	19½	Arm Height w/Arm Caps	27	Cubic Ft.	37.5
Height	46	Seat Width	23¾	Extended Length	68		

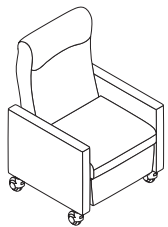
- Contrasting fabric option – specify X (i.e., K49RILCTBDALX); see page 282. For list pricing, use your electronic specification tool or contact customer service
- Grey, non-marking, individually locking, single-wheel casters for hard and soft surfaces
- Trendelenburg mechanism with foot pedal on right side
- Independent leg rest and back operation
- Easy-to-use back recline and leg rest release handles
- Built-in headrest
- Drop arm with easy release for lateral patient transfer
- Arm caps, if applicable: polyurethane, beech wood, or solid surface

TO ORDER, SPECIFY:

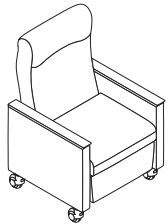
1. Model Number
2. Back Fabric Grade
3. Back Fabric Number
4. Base/Seat Fabric Grade
5. Base/Seat Fabric Number
6. Arms Fabric Grade
7. Arms Fabric Number
8. Arm Cap Designator (if applicable)
9. Moisture Barrier Optional for Seat or Seat and Back
10. Tray Option
11. Pull-out Footrest Option
12. Push Bar
13. Utility Hook on Left
14. Bump Guard

- See page 281 for Greer™ options
- See page 291 for COM fabric yardage

CENTRAL LOCKING CASTERS



Without Arm Caps



With Arm Caps

MODEL NO.

ALLIANCE PROGRAM PRICE GRADES

		A	B	C	D	E	F	G	H	I
		J	K	L	M	N	O	P	Q	R
K49RCLC	Without Arm Caps	\$ 4230	4399	4532	4666	4805	4973	5071	5252	5404
		5560	5815	6323	6644	6710	6770	6850	6928	7279
K49RCLCACP	With Polyurethane Arm Caps	4380	4549	4682	4816	4955	5123	5221	5402	5554
		5710	5965	6473	6794	6860	6920	7000	7078	7429
K49RCLCACW	With Wood Arm Caps	4544	4713	4846	4980	5119	5287	5385	5566	5718
		5874	6129	6637	6958	7024	7084	7164	7242	7593
K49RCLCACS	With Solid Surface Arm Caps	5093	5262	5395	5529	5668	5836	5934	6115	6267
		6423	6678	7186	7507	7573	7633	7713	7791	8142

DIMENSIONS

Width	33¾	Seat Height	22	Arm Height w/out Arm Caps	26¼	Weight	160
Depth	28	Seat Depth	19½	Arm Height w/Arm Caps	27	Cubic Ft.	37.5
Height	46	Seat Width	23¾	Extended Length	68		

- Contrasting fabric option – specify X (i.e., K49RCLCX); see page 282. For list pricing, use your electronic specification tool or contact customer service
- Grey, non-marking, central locking, single-wheel casters for hard and soft surfaces
- Independent leg rest and back operation
- Easy-to-use back recline and footrest release handles
- Built-in headrest
- Arm caps, if applicable: polyurethane, beech wood, or solid surface

GREER PATIENT RECLINERS

TO ORDER, SPECIFY:

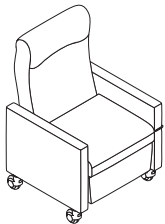
1. Model Number
2. Back Fabric Grade
3. Back Fabric Number
4. Base/Seat Fabric Grade
5. Base/Seat Fabric Number
6. Arms Fabric Grade
7. Arms Fabric Number
8. Arm Cap Designator (if applicable)
9. Moisture Barrier Optional for Seat or Seat and Back
10. Pull-out Footrest Option
11. Push Bar
12. Bump Guard

- See page 281 for Greer™ options
- See page 291 for COM fabric yardage

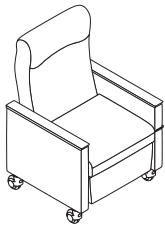
CENTRAL LOCKING CASTERS WITH DROP ARM

MODEL NO.

ALLIANCE PROGRAM PRICE GRADES



Without Arm Caps



With Arm Caps

			A	B	C	D	E	F	G	H	I
			J	K	L	M	N	O	P	Q	R
K49RCLCDAL	Without Arm Caps	\$	4343	4512	4645	4779	4918	5086	5184	5365	5517
			5673	5928	6436	6757	6823	6883	6963	7041	7392
K49RCLCACPDAL	With Polyurethane Arm Caps		4494	4663	4796	4930	5069	5237	5335	5516	5668
			5824	6079	6587	6908	6974	7034	7114	7192	7543
K49RCLCACWDAL	With Wood Arm Caps		4657	4826	4959	5093	5232	5400	5498	5679	5831
			5987	6242	6750	7071	7137	7197	7277	7355	7706
K49RCLCACSDAL	With Solid Surface Arm Caps		5207	5376	5509	5643	5782	5950	6048	6229	6381
			6537	6792	7300	7621	7687	7747	7827	7905	8256

DIMENSIONS

Width	33¾	Seat Height	22	Arm Height w/out Arm Caps	26¼	Weight	160
Depth	28	Seat Depth	19½	Arm Height w/Arm Caps	27	Cubic Ft.	37.5
Height	46	Seat Width	23¾	Extended Length	68		

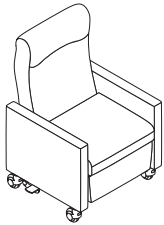
- Contrasting fabric option – specify X (i.e., K49RCLCDALX); see page 282. For list pricing, use your electronic specification tool or contact customer service
- Grey, non-marking, individually locking, single-wheel casters for hard and soft surfaces
- Independent leg rest and back operation
- Easy-to-use back recline and footrest release handles
- Built-in headrest
- Drop arm with easy release for lateral patient transfer
- Arm caps, if applicable: polyurethane, beech wood, or solid surface

TO ORDER, SPECIFY:

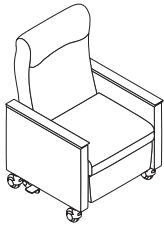
1. Model Number
2. Back Fabric Grade
3. Back Fabric Number
4. Base/Seat Fabric Grade
5. Base/Seat Fabric Number
6. Arms Fabric Grade
7. Arms Fabric Number
8. Arm Cap Designator (if applicable)
9. Moisture Barrier Optional for Seat or Seat and Back
10. Tray Option
11. Pull-out Footrest Option
12. Push Bar
13. Utility Hook on Left
14. Bump Guard

- See page 281 for Greer™ options
- See page 291 for COM fabric yardage

CENTRAL LOCKING CASTERS WITH TRENDELENBURG ADJUSTMENT



Without Arm Caps



With Arm Caps

MODEL NO.

ALLIANCE PROGRAM PRICE GRADES

			A	B	C	D	E	F	G	H	I
			J	K	L	M	N	O	P	Q	R
K49RCLCTB	Without Arm Caps	\$	4469	4638	4771	4905	5044	5212	5310	5491	5643
			5799	6054	6562	6883	6949	7009	7089	7167	7518
K49RCLCTBACP	With Polyurethane Arm Caps		4621	4790	4923	5057	5196	5364	5462	5643	5795
			5951	6206	6714	7035	7101	7161	7241	7319	7670
K49RCLCTBACW	With Wood Arm Caps		4783	4952	5085	5219	5358	5526	5624	5805	5957
			6113	6368	6876	7197	7263	7323	7403	7481	7832
K49RCLCTBACS	With Solid Surface Arm Caps		5334	5503	5636	5770	5909	6077	6175	6356	6508
			6664	6919	7427	7748	7814	7874	7954	8032	8383

DIMENSIONS

Width	33¾	Seat Height	22	Arm Height w/out Arm Caps	26¼	Weight	190
Depth	28	Seat Depth	19½	Arm Height w/Arm Caps	27	Cubic Ft.	37.5
Height	46	Seat Width	23¾	Extended Length	68		

- Contrasting fabric option – specify X (i.e., K49RCLCTBX); see page 282. For list pricing, use your electronic specification tool or contact customer service
- Grey, non-marking, central locking, single-wheel casters for hard and soft surfaces
- Trendelenburg mechanism with foot pedal on right side
- Independent leg rest and back operation
- Easy-to-use back recline and leg rest release handles
- Built-in headrest
- Arm caps, if applicable: polyurethane, beech wood, or solid surface

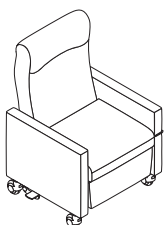
GREER PATIENT RECLINERS

TO ORDER, SPECIFY:

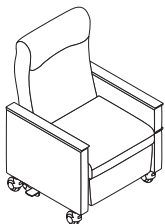
1. Model Number
2. Back Fabric Grade
3. Back Fabric Number
4. Base/Seat Fabric Grade
5. Base/Seat Fabric Number
6. Arms Fabric Grade
7. Arms Fabric Number
8. Arm Cap Designator (if applicable)
9. Moisture Barrier Optional for Seat or Seat and Back
10. Pull-out Footrest Option
11. Push Bar
12. Bump Guard

- See page 281 for Greer™ options
- See page 291 for COM fabric yardage

CENTRAL LOCKING CASTERS WITH TREDELENBURG ADJUSTMENT AND DROP ARM



Without Arm Caps



With Arm Caps

MODEL NO.

ALLIANCE PROGRAM PRICE GRADES

			A	B	C	D	E	F	G	H	I
			J	K	L	M	N	O	P	Q	R
K49RCLCTBDAL	Without Arm Caps	\$	4583	4752	4885	5019	5158	5326	5424	5605	5757
			5913	6168	6676	6997	7063	7123	7203	7281	7632
K49RCLCTBACPDAL	With Polyurethane Arm Caps		4734	4903	5036	5170	5309	5477	5575	5756	5908
			6064	6319	6827	7148	7214	7274	7354	7432	7783
K49RCLCTBACWDAL	With Wood Arm Caps		4897	5066	5199	5333	5472	5640	5738	5919	6071
			6227	6482	6990	7311	7377	7437	7517	7595	7946
K49RCLCTBACSDAL	With Solid Surface Arm Caps		5447	5616	5749	5883	6022	6190	6288	6469	6621
			6777	7032	7540	7861	7927	7987	8067	8145	8496

DIMENSIONS

Width	33¾	Seat Height	22	Arm Height w/out Arm Caps	26¼	Weight	190
Depth	28	Seat Depth	19½	Arm Height w/Arm Caps	27	Cubic Ft.	37.5
Height	46	Seat Width	23¾	Extended Length	68		

- Contrasting fabric option – specify X (i.e., K49RCLCTBDALX); see page 282. For list pricing, use your electronic specification tool or contact customer service
- Grey, non-marking, central locking, single-wheel casters for hard and soft surfaces
- Trendelenburg mechanism with foot pedal on right side
- Independent leg rest and back operation
- Easy-to-use back recline and leg rest release handles
- Built-in headrest
- Drop arm with easy release for lateral patient transfer
- Arm caps, if applicable: polyurethane, beech wood, or solid surface

COM YARDAGE REQUIREMENTS

COM YARDAGE REQUIREMENTS (54" WIDTH – CUT UP THE ROLL)

MODEL	RAILROADED Contact customer service 800-634-9510 for ydg requirements	NON DIRECTIONAL OR SOLID	1"-4" REPEAT	5"-11" REPEAT	12"-18" REPEAT	COL SQUARE FEET
			4" VERTICAL X 4" HORIZONTAL	11" VERTICAL X 11" HORIZONTAL	18" VERTICAL X 18" HORIZONTAL	
K49RILC, K49RILCACP, K49RILCACW, K49RILCACS	Entire Unit	4.40	7.50	9.00	9.00	88.6
	Back	1.90	3.00	4.00	5.50	38.8
	Seat & Base	1.30	2.00	2.50	3.00	26.6
	Arms	2.80	3.30	4.20	4.50	55.3
K49RILCDAL, K49RILCACWDAL, K49RILCACPDAL, K49RILCACSDAL	Entire Unit	4.60	7.50	9.00	9.50	90.8
	Back	1.90	3.00	4.00	4.00	38.7
	Seat & Base	1.30	2.00	2.50	3.00	26.6
	Arms	2.80	3.30	4.00	5.50	55.3
K49RILCTB, K49RILCTBACP, K49RILCTBACW, K49RILCTBACS	Entire Unit	4.40	7.50	9.00	9.00	88.6
	Back	1.90	3.00	4.00	5.50	38.8
	Seat & Base	1.30	2.00	2.50	3.00	26.6
	Arms	2.80	3.30	4.20	4.50	55.3
K49RILCTBDAL, K49RILCTBACPDAL, K49RILCTBACWDAL, K49RILCTBACSDAL	Entire Unit	4.60	7.50	9.00	9.50	90.8
	Back	1.90	3.00	4.00	4.00	38.7
	Seat & Base	1.30	2.00	2.50	3.00	26.6
	Arms	2.80	3.30	4.00	5.50	55.3
K49RCLC, K49RCLCACP, K49RCLCACW, K49RCLCACS	Entire Unit	4.40	7.50	9.00	9.00	88.6
	Back	1.90	3.00	4.00	5.50	38.8
	Seat & Base	1.30	2.00	2.50	3.00	26.6
	Arms	2.80	3.30	4.20	4.50	55.3
K49RCLCDAL, K49RCLCACPDAL, K49RCLCACWDAL, K49RCLCACSDAL	Entire Unit	4.60	7.50	9.00	9.50	90.8
	Back	1.90	3.00	4.00	4.00	38.7
	Seat & Base	1.30	2.00	2.50	3.00	26.6
	Arms	2.80	3.30	4.00	5.50	55.3
K49RCLCTB, K49RCLCTBACP, K49RCLCTBACW, K49RCLCTBACS	Entire Unit	4.40	7.50	9.00	9.00	88.6
	Back	1.90	3.00	4.00	5.50	38.8
	Seat & Base	1.30	2.00	2.50	3.00	26.6
	Arms	2.80	3.30	4.20	4.50	55.3
K49RCLCTBDAL, K49RCLCTBACPDAL, K49RCLCTBACWDAL, K49RCLCTBACSDAL	Entire Unit	4.60	7.50	9.00	9.50	90.8
	Back	1.90	3.00	4.00	4.00	38.7
	Seat & Base	1.30	2.00	2.50	3.00	26.6
	Arms	2.80	3.30	4.00	5.50	55.3

GREER PATIENT RECLINERS
