
Meadow

Product Specifications	422
Fabrics and Options	425
Contrasting Fabrics Specifications	426
Product Pages	428
COM Yardage Requirements	436

MEADOW PRODUCT SPECIFICATIONS

3-POSITION RECLINER

- Features a durable 3-position mechanism which reclines to 124 degrees

CONSTRUCTION

- Optional push bar with a platinum metallic finish helps caregivers reposition the chair
- Optional bump guard is a protective plastic welt cord
- Contoured back offers supportive, patient comfort
- Moisture barrier is optional for seat. Upcharge applies

ARMS

- Arm caps are available in polyurethane, 3D laminate, finished beech wood, and solid surface
- EOS^{CU} (Cupron-enhanced EOS) biocidal solid surface arm caps are optional on solid surface arm cap model; upcharge applies
- Model without arm caps is also available

FOOTRESTS

- Footrest features a removable upholstery cover

CASTERS

- Front casters are locking
- Rear casters are non-locking

FOLD-DOWN TRAYS

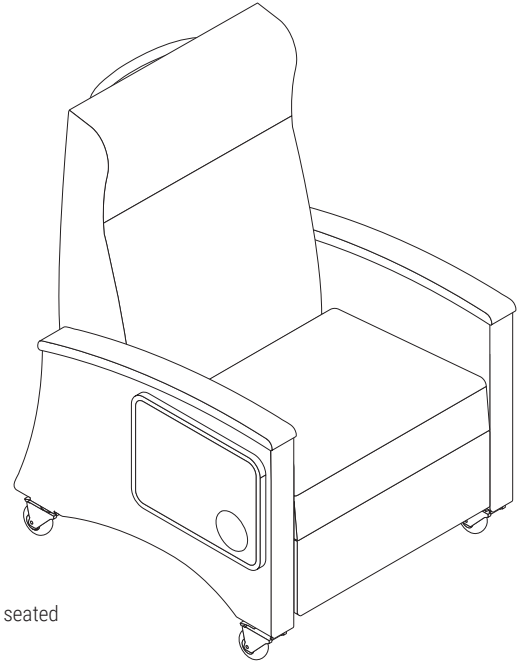
- Models with fold-down tray are available; tray can be specified for the left or right side of the recliner as seated
- Tray is 12" D x 16" W

UTILITY HOOK

- Utility bag hook is available on the left side of the recliner as seated; upcharge applies

CONTRASTING FABRICS

- Contrasting fabric may be specified on back, seat, and arms/frame



PATIENT RECLINER

CONSTRUCTION

- Optional push bar with a platinum metallic finish helps caregivers reposition the chair
- Contoured back offers supportive, patient comfort
- Optional bump guard is a protective plastic welt cord
- Heated seat is available as an option
- Heating element complies with UL 60601-1; works with 110 V outlet
- Infinite back lock allows locking the back into various positions in 1 degree increments
- Moisture barrier is optional for seat. Upcharge applies

ARMS

- Arm caps are available in polyurethane, 3D laminate, finished beech wood, and solid surface
- EOS^{CU} (Cupron-enhanced EOS) biocidal solid surface arm caps are optional on solid surface arm cap model; upcharge applies
- Model without arm caps is also available

FOOTRESTS

- Footrest features a removable upholstery cover
- Optional pull-out footrest allows for patient to ingress and egress more easily
- Footrest also can be used for comfort when recliner is in the seated position
- Footrest lever allows footrest to be extended independently of the back operation

CASTERS

- Grey, non-marking casters work on both hard and soft surfaces
- Individual-locking, single-wheel casters are standard (not shown); central-locking, dual-wheel casters are optional (shown)
- Optional central-locking casters with brake are controlled from a foot pedal on the left side of the recliner

FOLD-DOWN TRAYS

- Models with fold-down tray on the left side of the recliner (as seated) are available
- Tray is 12" D x 16" W

UTILITY HOOK

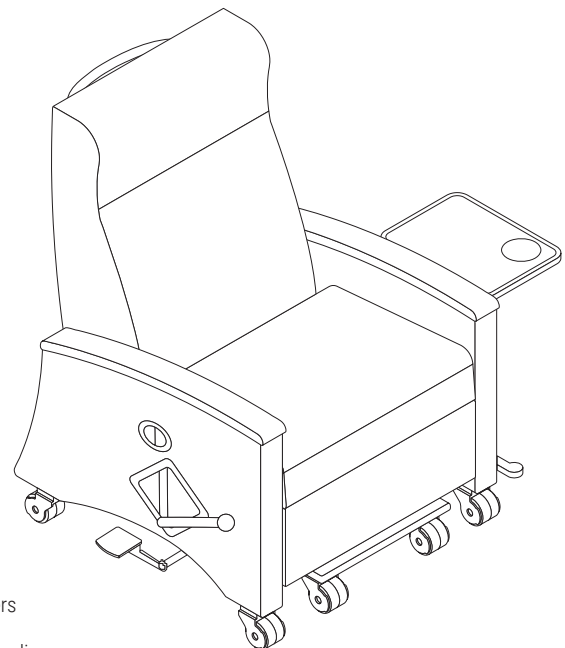
- Utility bag hook is available on the left side of the recliner as seated; upcharge applies

TRENDELENBURG

- Trendelenburg option allows feet to be higher than head; paddles are located on both sides of the recliner

CONTRASTING FABRICS

- Contrasting fabric may be specified on back, seat, and arms/frame



MEADOW PRODUCT SPECIFICATIONS

DROP-ARM RECLINER

- Drop arm recliner is designed to allow caregivers easier access to move a patient from bed to chair

CONSTRUCTION

- Optional push bar with a platinum metallic finish helps caregivers reposition the chair
- Contoured back offers supportive, patient comfort
- Optional bump guard is a protective plastic welt cord
- Heated seat is available as an option
- Heating element complies with UL 60601-1; works with 110 V outlet
- Infinite back lock allows locking the back into various positions in 1 degree increments
- Moisture barrier is optional for seat. Upcharge applies

ARMS

- Arm caps are available in polyurethane, 3D laminate, finished beech wood, and solid surface
- EOS^{CU} (Cupron-enhanced EOS) biocidal solid surface arm caps are optional on solid surface arm cap model; upcharge applies
- Model without arm caps is also available
- Drop arm eases lateral patient transfer
- Arm is shown in the "up" position (top figure)
- Drop arm is shown in the "down" position (bottom figure)
- Pull-out knob on the back of the drop-arm unlocks the drop arm (bottom figure)

FOOTRESTS

- Footrest features a removable upholstery cover
- Optional pull-out footrest allows for patient to ingress and egress more easily
- Footrest also can be used for comfort when recliner is in the seated position
- Footrest lever allows footrest to be extended independently of the back operation

CASTERS

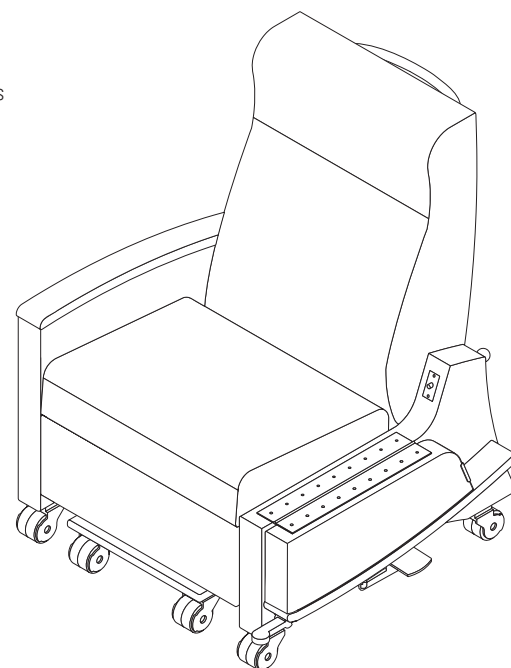
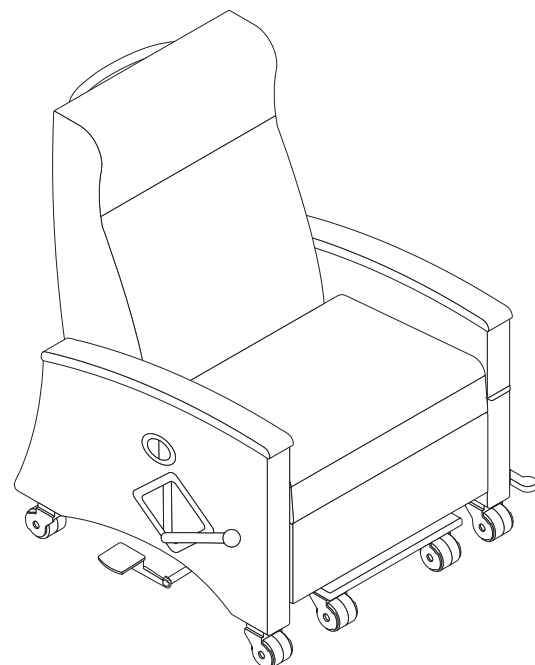
- Grey, non-marking casters work on both hard and soft surfaces
- Individual-locking, single-wheel casters are standard (not shown); central-locking, dual-wheel casters are optional (shown)
- Optional central-locking casters with brake are controlled from a foot pedal on the left side of the recliner

TRENDELENBURG

- Trendelenburg option allows feet to be higher than head; paddles are located on both sides of the recliner

CONTRASTING FABRICS

- Contrasting fabric may be specified on back, seat, and arms/frame



MEADOW PRODUCT SPECIFICATIONS

BARIATRIC RECLINER

- Bariatric recliner provides a generous seat width for patient comfort

CONSTRUCTION

- Optional push bar with a platinum metallic finish helps caregivers reposition the chair
- Optional bump guard is a protective plastic welt cord
- Contoured back offers supportive, patient comfort
- Heated seat is available as an option
- Heating element complies with UL 60601-1; works with 110 V outlet
- Infinite back lock allows locking the back into various positions in 1 degree increments
- Moisture barrier is optional for seat. Upcharge applies

ARMS

- Arm caps are available in polyurethane, 3D laminate, finished beech wood, and solid surface
- EOS^{CU} (Cupron-enhanced EOS) biocidal solid surface arm caps are optional on solid surface arm cap model; upcharge applies
- Model without arm caps is also available

FOOTRESTS

- Footrest features a removable upholstery cover
- Optional pull-out footrest allows for patient to ingress and egress more easily
- Footrest also can be used for comfort when recliner is in the seated position
- Footrest lever allows footrest to be extended independently of the back operation

CASTERS

- Grey, non-marking casters work on both hard and soft surfaces
- Individual-locking, single-wheel casters are standard (not shown); central-locking, dual-wheel casters are optional (shown)
- Optional central-locking casters with brake are controlled from a foot pedal on the left side of the recliner

FOLD-DOWN TRAYS

- Models with fold-down tray on the left side of the recliner (as seated) are available
- Tray is 12" D x 16" W

UTILITY HOOK

- Utility bag hook is available on the left side of the recliner as seated; upcharge applies

CONTRASTING FABRICS

- Contrasting fabric may be specified on back, seat, and arms/frame

GLIDER RECLINER

- Glider recliner can be adjusted to the ideal position for comfort, from smooth glide capabilities to a reclining, 160 degree position

CONSTRUCTION

- Contoured back offers supportive, patient comfort
- Optional bump guard is a protective plastic welt cord
- Infinite back lock allows locking the back into various positions in 1 degree increments
- Button is conveniently located inside the right arm panel for easy adjustment
- Moisture barrier is optional for seat. Upcharge applies

ARMS

- Arm caps are available in polyurethane, 3D laminate, finished beech wood, and solid surface
- EOS^{CU} (Cupron-enhanced EOS) biocidal solid surface arm caps are optional on solid surface arm cap model; upcharge applies
- Model without arm caps is also available

GLIDER

- Glider locking lever is located on the left side of the recliner as seated

FOOTRESTS

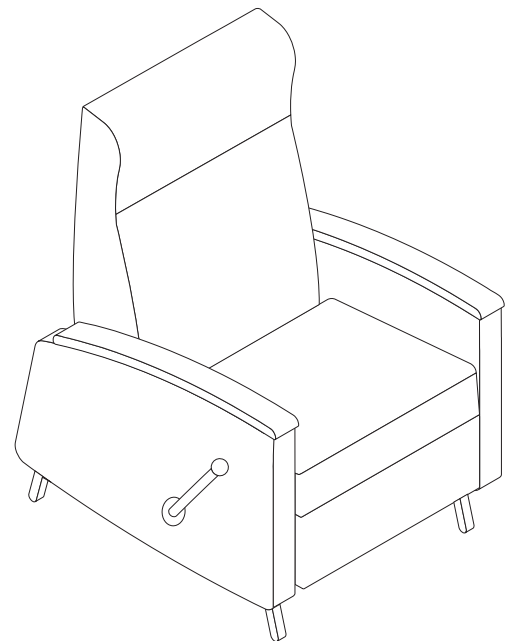
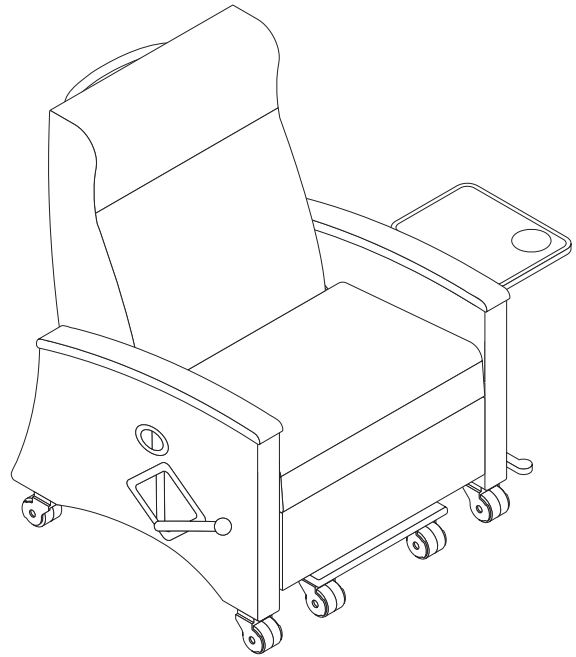
- Footrest features a removable upholstery cover
- Footrest lever allows footrest to be extended independently of the back operation

LEGS

- Legs are black metal

CONTRASTING FABRICS

- Contrasting fabric may be specified on back, seat, and arms/frame



SURFACE MATERIALS

See the Kimball Hospitality Surface Materials Reference Guide at kimballhospitality.com for a complete overview of our materials program, including:

- Characteristics of wood
- Special wood finishes
- Customer specified laminate (CSL)
- Customer specified paint (CSP)
- Fabric application and colorways
- Customer's own material (COM) process overview
- Alliance program

ALLIANCE FABRIC PROGRAM

Kimball Hospitality has analyzed each model to most accurately reflect the COM/COL yardage requirements shown on page 436.

The yardage requirement for each model is based on 54" wide fabric and cutting the fabric up the roll.

If repeat is larger than 18", contact Customer Service to confirm the correct amount of yardage required. When ordering 10 or more chairs in the same COM, yardage requirements may be reduced.

Contact Customer Service.

PRICE GRADES A-R

See Surface Materials at www.kimballhospitality.com for a wide variety of graded-in fabrics from Arc-Com, CF Stinson, Designtex, Maharam, Momentum, and Ultrafabrics.

FABRIC SAMPLES

If you need samples for presentation(s), contact our alliance partners directly at:

Arc-Com	800.223.5466	arc-com.com
Designtex	800.221.1540	designtex.com
CF Stinson	800.841.6279	cfstinson.com
Maharam	800.645.3943	maharam.com
Momentum	800.366.6839	memosamples.com
Ultrafabrics	877.309.6648	ultrafabricsllc.com

FOLD-DOWN TRAY AND ARM CAPS

3D LAMINATE

MC	Amber Cherry
MH	Mocha Cherry
CO	Canyon Straight Grain
DF	Driftwood Straight Grain
YO	Monterey Straight Grain
NW	Tuscan Straight Grain

FOLD DOWN TRAY LOCATION

L	Left as Seated (recommended)
R	Right as Seated

ARM CAPS

POLYURETHANE

495	Beige
462	Cinder
496	Grey

SOLID SURFACE

STANDARD

405	Designer White
-----	----------------

PREMIUM*

495	EOS ^{CU} Beige
496	EOS ^{CU} Grey
*\$704 Upcharge applies	

WOOD

AD	Almond	MH	Mocha
MC	Amber	YO	Monterey
IM	Brighton	PB	Portobello
CO	Canyon	792	Sable
CC	Cordoba	SC	Sedona
DF	Driftwood	TW	Tribeca
ES	Espresso	NW	Tuscan
TM	Huntington	UW	Urban
MW	Midtown		

MOISTURE BARRIER

X	No Moisture Barrier
MB1	Seat (\$122 upcharge)

TRENDELENBURG OPTION

Y	Yes (\$242 upcharge)
N	No

PULL OUT FOOTREST

Y	Yes (\$362 upcharge)
N	No

CASTERS

ILC	Individual Locking
CLC	Central Locking (\$1173 upcharge)

HEATED SEAT

Y	Yes (\$1337 upcharge)
N	No

PUSH BAR

Y	Yes (\$144 upcharge)
N	No

UTILITY BAG HOOK

N	None
L	Left as Seated (\$144 upcharge)

BUMP GUARD

Y	Yes (\$37 upcharge)
N	No

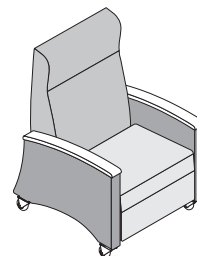
TO ORDER CONTRASTING FABRIC, SPECIFY

MEADOW

3-Position Recliner page 428

3-Position Recliner with Fold-Down Tray page 429

1. Model Number plus "X"
2. Back Fabric Grade
3. Back Fabric Number
4. Seat Fabric Grade
5. Seat Fabric Number
6. Arms/Frame (Primary) Fabric Grade
7. Arms/Frame (Primary) Fabric Number
8. Arm Cap Designator (if applicable)
9. Moisture Barrier Optional for Seat
10. Fold-Down Tray Color Designator (if applicable)
11. Fold-Down Tray Location (if applicable)
12. Push Bar
13. Utility Bag Hook
14. Bump Guard

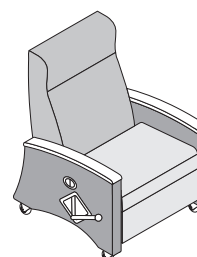


Back, seat, and arms/frame

Patient Recliner page 430

Patient Recliner with Fold-Down Tray page 431

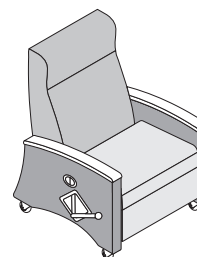
1. Model Number plus "X"
2. Back Fabric Grade
3. Back Fabric Number
4. Seat Fabric Grade
5. Seat Fabric Number
6. Arms/Frame (Primary) Fabric Grade
7. Arms/Frame (Primary) Fabric Number
8. Arm Cap Designator (if applicable)
9. Moisture Barrier Optional for Seat
10. Fold-Down Tray Color Designator (if applicable)
11. Trendelenburg Option
12. Pull-Out Footrest Option
13. Caster Option
14. Heated Seat Option
15. Push Bar
16. Utility Bag Hook
17. Bump Guard



Back, Seat, and arms/frame

Drop Arm Recliner page 432

1. Model Number plus "X"
2. Back Fabric Grade
3. Back Fabric Number
4. Seat Fabric Grade
5. Seat Fabric Number
6. Arms/Frame (Primary) Fabric Grade
7. Arms/Frame (Primary) Fabric Number
8. Arm Cap Designator (if applicable)
9. Moisture Barrier Optional for Seat
10. Trendelenburg Option
11. Pull-Out Footrest Option
12. Caster Option
13. Heated Seat Option
14. Push Bar
15. Bump Guard

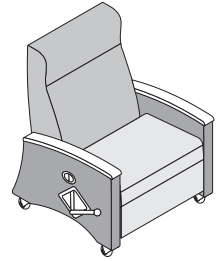


Back, Seat, and arms/frame

Bariatric Recliner page 433

Bariatric Recliner with Fold-Down Tray page 434

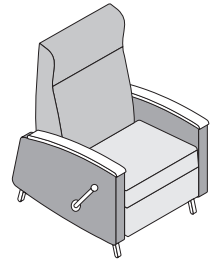
1. Model Number plus "X"
2. Back Fabric Grade
3. Back Fabric Number
4. Seat Fabric Grade
5. Seat Fabric Number
6. Arms/Frame (Primary) Fabric Grade
7. Arms/Frame (Primary) Fabric Number
8. Arm Cap Designator (if applicable)
9. Moisture Barrier Optional for Seat
10. Full-Down Tray Color Designator (if applicable)
11. Pull-Out Footrest Option
12. Caster Option
13. Heated Seat Option
14. Push Bar
15. Utility Bag Hook
16. Bump Guard



Back, seat, and arms/frame

Glider Recliner page 435

1. Model Number plus "X"
2. Back Fabric Grade
3. Back Fabric Number
4. Seat Fabric Grade
5. Seat Fabric Number
6. Arms/Frame (Primary) Fabric Grade
7. Arms/Frame (Primary) Fabric Number
8. Arm Cap Designator (if applicable)
9. Moisture Barrier Optional for Seat
10. Bump Guard



Back, seat, and arms/frame

MEADOW

TO ORDER, SPECIFY:

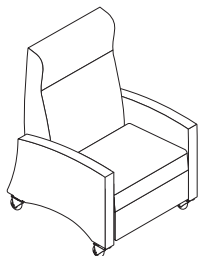
1. Model Number
2. Back Fabric Grade
3. Back Fabric Number
4. Seat Fabric Grade
5. Seat Fabric Number
6. Arms/Frame (Primary) Fabric Grade
7. Arms/Frame (Primary) Fabric Number
8. Arm Cap Designator (if applicable)
9. Moisture Barrier Optional for Seat
10. Push Bar
11. Utility Bag Hook
12. Bump Guard

- See page 425 for Meadow options
- See page 436 for COM fabric yardage

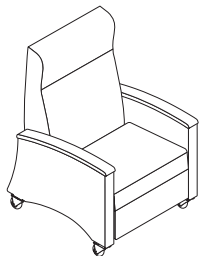
3-POSITION RECLINER

MODEL NO.

ALLIANCE PROGRAM PRICE GRADES



No Arm Caps



Arm Caps

			A	B	C	D	E	F	G	H	I
			J	K	L	M	N	O	P	Q	R
K693PR24	No Arm Caps	\$	4188	4377	4527	4674	4830	5019	5127	5331	5499
			5673	5958	6525	6882	6957	7023	7113	7200	7590
K693PR24ACP	Polyurethane Arm Caps		4346	4535	4685	4832	4988	5177	5285	5489	5657
			5831	6116	6683	7040	7115	7181	7271	7358	7748
K693PR24ACW	Wood Arm Caps		4518	4707	4857	5004	5160	5349	5457	5661	5829
			6003	6288	6855	7212	7287	7353	7443	7530	7920
K693PR24ACT	3D Laminate Arm Caps		4621	4810	4960	5107	5263	5452	5560	5764	5932
			6106	6391	6958	7315	7390	7456	7546	7633	8023
K693PR24ACS	Solid Surface Arm Caps		5096	5285	5435	5582	5738	5927	6035	6239	6407
			6581	6866	7433	7790	7865	7931	8021	8108	8498

DIMENSIONS - NO ARM CAPS

Width	30¼	Seat Height	19½	Arm Height	25½	Weight	205
Depth	32¼	Seat Depth	20½	Arm Extended	68	Cubic Ft.	50.10
Height	43¼	Seat Width	24				

DIMENSIONS - ARM CAPS

Width	30¼	Seat Height	19½	Arm Height	26¼	Weight	205
Depth	32¼	Seat Depth	20½	Arm Extended	68	Cubic Ft.	50.10
Height	43¼	Seat Width	24				

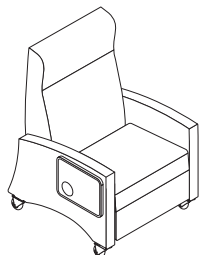
- Contrasting fabric option – specify X (i.e., K693PR24X); see page 426. For list pricing, use your electronic specification tool or contact customer service
- Grey, non-marking, single-wheel casters; locking front casters, non-locking back casters
- Removable cover on footrest

TO ORDER, SPECIFY:

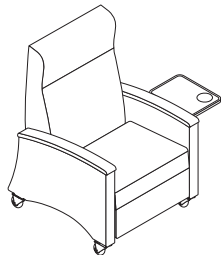
1. Model Number
2. Back Fabric Grade
3. Back Fabric Number
4. Seat Fabric Grade
5. Seat Fabric Number
6. Arms/Frame (Primary) Fabric Grade
7. Arms/Frame (Primary) Fabric Number
8. Arm Cap Designator (if applicable)
9. Moisture Barrier Optional for Seat
10. Fold-Down Tray Color Designator
11. Fold-Down Tray Location
12. Push Bar
13. Utility Bag Hook
14. Bump Guard

- See page 425 for Meadow options
- See page 436 for COM fabric yardage

3-POSITION RECLINER WITH FOLD-DOWN TRAY



No Arm Caps



Arm Caps

MODEL NO.

ALLIANCE PROGRAM PRICE GRADES

			A	B	C	D	E	F	G	H	I
			J	K	L	M	N	O	P	Q	R
K693PR24MT	No Arm Caps	\$	4475	4664	4814	4961	5117	5306	5414	5618	5786
			5960	6245	6812	7169	7244	7310	7400	7487	7877
K693PR24ACPMT	Polyurethane Arm Caps	4632	4821	4971	5118	5274	5463	5571	5775	5943	
		6117	6402	6969	7326	7401	7467	7557	7644	8034	
K693PR24ACWMT	Wood Arm Caps	4805	4994	5144	5291	5447	5636	5744	5948	6116	
		6290	6575	7142	7499	7574	7640	7730	7817	8207	
K693PR24ACTMT	3D Laminate Arm Caps	4907	5096	5246	5393	5549	5738	5846	6050	6218	
		6392	6677	7244	7601	7676	7742	7832	7919	8309	
K693PR24ACSMT	Solid Surface Arm Caps	5382	5571	5721	5868	6024	6213	6321	6525	6693	
		6867	7152	7719	8076	8151	8217	8307	8394	8784	

DIMENSIONS - NO ARM CAPS

Width	30¼	Seat Height	19½	Arm Height	25½	Weight	205
Depth	32¼	Seat Depth	20½	Arm Extended	68	Cubic Ft.	50.10
Height	43¼	Seat Width	24				

DIMENSIONS - ARM CAPS

Width	30¼	Seat Height	19½	Arm Height	26¼	Weight	205
Depth	32¼	Seat Depth	20½	Arm Extended	68	Cubic Ft.	50.10
Height	43¼	Seat Width	24				

- Contrasting fabric option – specify X (i.e., K693PR24MTX); see page 426. For list pricing, use your electronic specification tool or contact customer service
- Grey, non-marking, single-wheel casters; locking front casters, non-locking back casters
- Removable cover on footrest
- Fold-down tray (left or right as seated): 3D laminate
- Arm caps, if applicable: polyurethane, beech wood, 3D laminate, or solid surface

MEADOW

TO ORDER, SPECIFY:

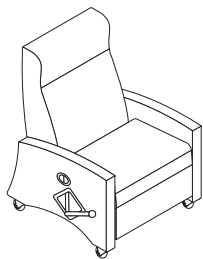
1. Model Number
2. Back Fabric Grade
3. Back Fabric Number
4. Seat Fabric Grade
5. Seat Fabric Number
6. Arms/Frame (Primary) Fabric Grade
7. Arms/Frame (Primary) Fabric Number
8. Arm Cap Designator (if applicable)
9. Moisture Barrier Optional for Seat
10. Trendelenburg Option
11. Pull-Out Footrest Option
12. Caster Option
13. Heated Seat Option
14. Push Bar
15. Utility Bag Hook
16. Bump Guard

- See page 425 for Meadow options
- See page 436 for COM fabric yardage

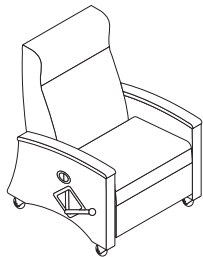
PATIENT RECLINER

MODEL NO.

ALLIANCE PROGRAM PRICE GRADES



No Arm Caps



Arm Caps

			A	B	C	D	E	F	G	H	I
			J	K	L	M	N	O	P	Q	R
K69R24	No Arm Caps	\$	4907	5075	5207	5339	5477	5645	5741	5922	6071
			6227	6479	6983	7301	7367	7427	7506	7583	7931
K69R24ACP	Polyurethane Arm Caps		5032	5200	5332	5464	5602	5770	5866	6047	6196
			6352	6604	7108	7426	7492	7552	7631	7708	8056
K69R24ACW	Wood Arm Caps		5152	5320	5452	5584	5722	5890	5986	6167	6316
			6472	6724	7228	7546	7612	7672	7751	7828	8176
K69R24ACT	3D Laminate Arm Caps		5256	5424	5556	5688	5826	5994	6090	6271	6420
			6576	6828	7332	7650	7716	7776	7855	7932	8280
K69R24ACS	Solid Surface Arm Caps		5918	6086	6218	6350	6488	6656	6752	6933	7082
			7238	7490	7994	8312	8378	8438	8517	8594	8942

DIMENSIONS - NO ARM CAPS

Width	33	Seat Height	21½	Arm Height	27	Weight	205
Depth	32	Seat Depth	20	Arm Extended	72	Cubic Ft.	50.10
Height	46½	Seat Width	23½				

DIMENSIONS - ARM CAPS

Width	33	Seat Height	21½	Arm Height	27¼	Weight	205
Depth	32	Seat Depth	20	Arm Extended	72	Cubic Ft.	50.10
Height	46½	Seat Width	23½				

- Contrasting fabric option – specify X (i.e., K69R24X); see page 426. For list pricing, use your electronic specification tool or contact customer service
- Grey, non-marking, individually locking, single-wheel casters
- Independent footrest and back operation
- Removable cover on footrest
- Infinite back lock in 1 degree increments to full sleeping position
- Arm caps, if applicable: polyurethane, beech wood, 3D laminate, or solid surface

TO ORDER, SPECIFY:

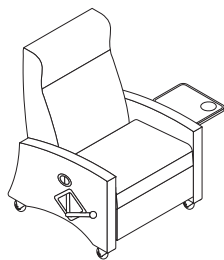
1. Model Number
2. Back Fabric Grade
3. Back Fabric Number
4. Seat Fabric Grade
5. Seat Fabric Number
6. Arms/Frame (Primary) Fabric Grade
7. Arms/Frame (Primary) Fabric Number
8. Arm Cap Designator (if applicable)
9. Moisture Barrier Optional for Seat
10. Fold-Down Tray Color Designator
11. Trendelenburg Option
12. Pull-Out Footrest Option
13. Caster Option
14. Heated Seat Option
15. Push Bar
16. Utility Bag Hook
17. Bump Guard

- See page 425 for Meadow options
- See page 436 for COM fabric yardage

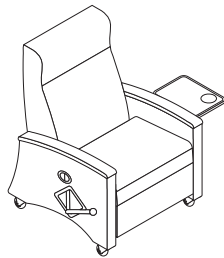
PATIENT RECLINER WITH FOLD-DOWN TRAY

MODEL NO.

ALLIANCE PROGRAM PRICE GRADES



No Arm Caps



Arm Caps

		A	B	C	D	E	F	G	H	I
		J	K	L	M	N	O	P	Q	R
K69R24MT	No Arm Caps	\$ 5194	5362	5494	5626	5764	5932	6028	6209	6358
		6514	6766	7270	7588	7654	7714	7793	7870	8218
K69R24ACPMT	Polyurethane Arm Caps	5318	5486	5618	5750	5888	6056	6152	6333	6482
		6638	6890	7394	7712	7778	7838	7917	7994	8342
K69R24ACWMT	Wood Arm Caps	5440	5608	5740	5872	6010	6178	6274	6455	6604
		6760	7012	7516	7834	7900	7960	8039	8116	8464
K69R24ACTMT	3D Laminate Arm Caps	5542	5710	5842	5974	6112	6280	6376	6557	6706
		6862	7114	7618	7936	8002	8062	8141	8218	8566
K69R24ACSMT	Solid Surface Arm Caps	6204	6372	6504	6636	6774	6942	7038	7219	7368
		7524	7776	8280	8598	8664	8724	8803	8880	9228

DIMENSIONS - NO ARM CAPS

Width	33	Seat Height	21½	Arm Height	27	Weight	205
Depth	32	Seat Depth	20	Arm Extended	72	Cubic Ft.	50.10
Height	46½	Seat Width	23½				

DIMENSIONS - ARM CAPS

Width	33	Seat Height	21½	Arm Height	27¾	Weight	205
Depth	32	Seat Depth	20	Arm Extended	72	Cubic Ft.	50.10
Height	46½	Seat Width	23½				

- Contrasting fabric option – specify X (i.e., K69R24MTX); see page 426. For list pricing, use your electronic specification tool or contact customer service
- Grey, non-marking, individually locking, single-wheel casters
- Independent footrest and back operation
- Removable cover on footrest
- Infinite back lock in 1 degree increments to full sleeping position
- Fold-down tray (left as seated): 3D laminate
- Arm caps, if applicable: polyurethane, beech wood, 3D laminate, or solid surface

MEADOW

TO ORDER, SPECIFY:

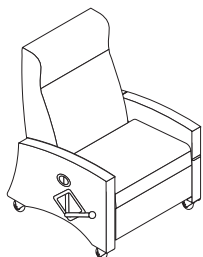
1. Model Number
2. Back Fabric Grade
3. Back Fabric Number
4. Seat Fabric Grade
5. Seat Fabric Number
6. Arms/Frame (Primary) Fabric Grade
7. Arms/Frame (Primary) Fabric Number
8. Arm Cap Designator (if applicable)
9. Moisture Barrier Optional for Seat
10. Trendelenburg Option
11. Pull-Out Footrest Option
12. Caster Option
13. Heated Seat Option
14. Push Bar
15. Bump Guard

- See page 425 for Meadow options
- See page 436 for COM fabric yardage

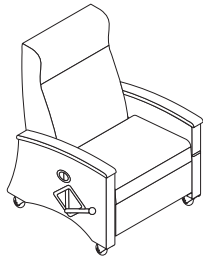
DROP ARM RECLINER

MODEL NO.

ALLIANCE PROGRAM PRICE GRADES



No Arm Caps



Arm Caps

			A	B	C	D	E	F	G	H	I
			J	K	L	M	N	O	P	Q	R
K69RDA24	No Arm Caps	\$	6828	7059	7241	7422	7612	7843	7975	8224	8429
			8643	8990	9683	10120	10211	10293	10402	10508	10986
K69RDA24ACW	Wood Arm Caps		7159	7390	7572	7753	7943	8174	8306	8555	8760
			8974	9321	10014	10451	10542	10624	10733	10839	11317
K69RDA24ACT	3D Laminate Arm Caps		7271	7502	7684	7865	8055	8286	8418	8667	8872
			9086	9433	10126	10563	10654	10736	10845	10951	11429
K69RDA24ACS	Solid Surface Arm Caps		7750	7981	8163	8344	8534	8765	8897	9146	9351
			9565	9912	10605	11042	11133	11215	11324	11430	11908

DIMENSIONS - NO ARM CAPS

Width	33	Seat Height	21½	Arm Height	27	Weight	205
Depth	32	Seat Depth	20	Arm Extended	72	Cubic Ft.	50.10
Height	46½	Seat Width	23½				

DIMENSIONS - ARM CAPS

Width	33	Seat Height	21½	Arm Height	27¾	Weight	205
Depth	32	Seat Depth	20	Arm Extended	72	Cubic Ft.	50.10
Height	46½	Seat Width	23½				

- Contrasting fabric option – specify X (i.e., K69RDA24X); see page 426. For list pricing, use your electronic specification tool or contact customer service
- Grey, non-marking, individually locking, single-wheel casters
- Independent footrest and back operation
- Removable cover on footrest
- Infinite back lock in 1 degree increments to full sleeping position
- Drop-arm with release knob
- Arm caps, if applicable: polyurethane, beech wood, 3D laminate, or solid surface

TO ORDER, SPECIFY:

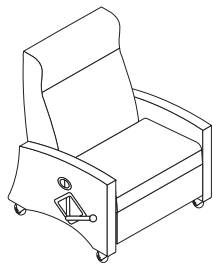
1. Model Number
2. Back Fabric Grade
3. Back Fabric Number
4. Seat Fabric Grade
5. Seat Fabric Number
6. Arms/Frame (Primary) Fabric Grade
7. Arms/Frame (Primary) Fabric Number
8. Arm Cap Designator (if applicable)
9. Moisture Barrier Optional for Seat
10. Pull-Out Footrest Option
11. Caster Option
12. Heated Seat Option
13. Push Bar
14. Utility Bag Hook
15. Bump Guard

- See page 425 for Meadow options
- See page 436 for COM fabric yardage

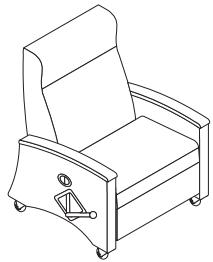
BARIATRIC RECLINER

MODEL NO.

ALLIANCE PROGRAM PRICE GRADES



No Arm Caps



Arm Caps

		A	B	C	D	E	F	G	H	I
		J	K	L	M	N	O	P	Q	R
K69R27	No Arm Caps	\$ 5675	5878	6038	6197	6363	6566	6682	6900	7082
		7270	7575	8184	8567	8648	8720	8814	8909	9329
K69R27ACP	Polyurethane Arm Caps	5832	6035	6195	6354	6520	6723	6839	7057	7239
		7427	7732	8341	8724	8805	8877	8971	9066	9486
K69R27ACW	Wood Arm Caps	6003	6206	6366	6525	6691	6894	7010	7228	7410
		7598	7903	8512	8895	8976	9048	9142	9237	9657
K69R27ACT	3D Laminate Arm Caps	6113	6316	6476	6635	6801	7004	7120	7338	7520
		7708	8013	8622	9005	9086	9158	9252	9347	9767
K69R27ACS	Solid Surface Arm Caps	6599	6802	6962	7121	7287	7490	7606	7824	8006
		8194	8499	9108	9491	9572	9644	9738	9833	10253

DIMENSIONS - NO ARM CAPS

Width	36	Seat Height	21½	Arm Height	27	Weight	250
Depth	32	Seat Depth	20	Arm Extended	72	Cubic Ft.	50.10
Height	46½	Seat Width	26½				

DIMENSIONS - ARM CAPS

Width	36	Seat Height	21½	Arm Height	27¾	Weight	250
Depth	32	Seat Depth	20	Arm Extended	72	Cubic Ft.	50.10
Height	46½	Seat Width	26½				

- Contrasting fabric option – specify X (i.e., K69R27X); see page 427. For list pricing, use your electronic specification tool or contact customer service
- Grey, non-marking, individually locking, single-wheel casters
- Independent footrest and back operation
- Removable cover on footrest
- Infinite back lock in 1 degree increments to full sleeping position
- Arm caps, if applicable: polyurethane, beech wood, 3D laminate, or solid surface

MEADOW

TO ORDER, SPECIFY:

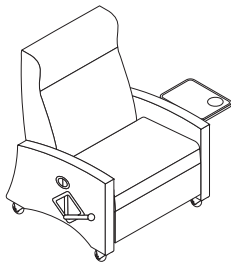
1. Model Number
2. Back Fabric Grade
3. Back Fabric Number
4. Seat Fabric Grade
5. Seat Fabric Number
6. Arms/Frame (Primary) Fabric Grade
7. Arms/Frame (Primary) Fabric Number
8. Arm Cap Designator (if applicable)
9. Moisture Barrier Optional for Seat
10. Fold-Down Tray Color Designator
11. Pull-Out Footrest Option
12. Caster Option
13. Heated Seat Option
14. Push Bar
15. Utility Bag Hook
16. Bump Guard

- See page 425 for Meadow options
- See page 436 for COM fabric yardage

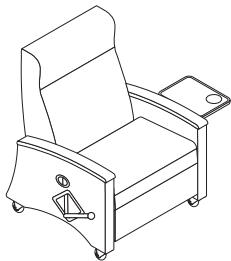
BARIATRIC RECLINER WITH FOLD-DOWN TRAY

MODEL NO.

ALLIANCE PROGRAM PRICE GRADES



No Arm Caps



Arm Caps

			A	B	C	D	E	F	G	H	I
			J	K	L	M	N	O	P	Q	R
K69R27MT	No Arm Caps	\$	5960	6163	6323	6482	6648	6851	6967	7185	7367
			7555	7860	8469	8852	8933	9005	9099	9194	9614
K69R27ACPMT	Polyurethane Arm Caps		6119	6322	6482	6641	6807	7010	7126	7344	7526
			7714	8019	8628	9011	9092	9164	9258	9353	9773
K69R27ACWMT	Wood Arm Caps		6289	6492	6652	6811	6977	7180	7296	7514	7696
			7884	8189	8798	9181	9262	9334	9428	9523	9943
K69R27ACTMT	3D Laminate Arm Caps		6399	6602	6762	6921	7087	7290	7406	7624	7806
			7994	8299	8908	9291	9372	9444	9538	9633	10053
K69R27ACSMT	Solid Surface Arm Caps		6884	7087	7247	7406	7572	7775	7891	8109	8291
			8479	8784	9393	9776	9857	9929	10023	10118	10538

DIMENSIONS - NO ARM CAPS

Width	36	Seat Height	21½	Arm Height	27	Weight	250
Depth	32	Seat Depth	20	Arm Extended	72	Cubic Ft.	50.10
Height	46½	Seat Width	26½				

DIMENSIONS - ARM CAPS

Width	36	Seat Height	21½	Arm Height	27¾	Weight	250
Depth	32	Seat Depth	20	Arm Extended	72	Cubic Ft.	50.10
Height	46½	Seat Width	26½				


- Contrasting fabric option – specify X (i.e., K69R27MTX); see page 427. For list pricing, use your electronic specification tool or contact customer service
- Grey, non-marking, individually locking, single-wheel casters
- Independent footrest and back operation
- Removable cover on footrest
- Infinite back lock in 1 degree increments to full sleeping position
- Fold-down tray (left as seated): 3D laminate
- Arm caps, if applicable: polyurethane, beech wood, 3D laminate, or solid surface

TO ORDER, SPECIFY:

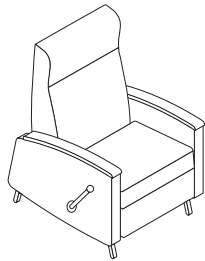
1. Model Number
2. Back Fabric Grade
3. Back Fabric Number
4. Seat Fabric Grade
5. Seat Fabric Number
6. Arms/Frame (Primary) Fabric Grade
7. Arms/Frame (Primary) Fabric Number
8. Arm Cap Designator (if applicable)
9. Moisture Barrier Optional for Seat
10. Bump Guard

- See page 425 for Meadow options
- See page 436 for COM fabric yardage

GLIDER RECLINER



No Arm Caps



Arm Caps

MODEL NO.

ALLIANCE PROGRAM PRICE GRADES

			A	B	C	D	E	F	G	H	I
			J	K	L	M	N	O	P	Q	R
K69GR24	No Arm Caps	\$	6138	6327	6477	6624	6780	6969	7077	7281	7449
			7623	7908	8475	8832	8907	8973	9063	9150	9540
K69GR24ACP	Polyurethane Arm Caps		6296	6485	6635	6782	6938	7127	7235	7439	7607
			7781	8066	8633	8990	9065	9131	9221	9308	9698
K69GR24ACW	Wood Arm Caps		6467	6656	6806	6953	7109	7298	7406	7610	7778
			7952	8237	8804	9161	9236	9302	9392	9479	9869
K69GR24ACT	3D Laminate Arm Caps		6575	6764	6914	7061	7217	7406	7514	7718	7886
			8060	8345	8912	9269	9344	9410	9500	9587	9977
K69GR24ACS	Solid Surface Arm Caps		7045	7234	7384	7531	7687	7876	7984	8188	8356
			8530	8815	9382	9739	9814	9880	9970	10057	10447

DIMENSIONS - NO ARM CAPS

Width	36	Seat Height	19½	Arm Height	25½	Weight	205
Depth	34	Seat Depth	21	Arm Extended	67	Cubic Ft.	50.10
Height	45	Seat Width	24				

DIMENSIONS - ARM CAPS

Width	36	Seat Height	19½	Arm Height	26¼	Weight	205
Depth	34	Seat Depth	21	Arm Extended	67	Cubic Ft.	50.10
Height	45	Seat Width	24				

- Contrasting fabric option – specify X (i.e., K69GR24X); see page 427. For list pricing, use your electronic specification tool or contact customer service
- Independent footrest and back operation
- Removable cover on footrest
- Supportive, contoured back
- Infinite back lock in 1 degree increments
- Arm caps, if applicable: polyurethane, beech wood, 3D laminate, or solid surface

COM YARDAGE REQUIREMENTS

COM YARDAGE REQUIREMENTS (54" WIDTH – CUT UP THE ROLL)

MODEL	RAILROADED Contact customer service 800-634-9510 for ydg requirements	NON DIRECTIONAL OR SOLID	1"-4" REPEAT	5"-11" REPEAT	12"-18" REPEAT	COL SQUARE FEET
			4" VERTICAL X 4" HORIZONTAL	11" VERTICAL X 11" HORIZONTAL	18" VERTICAL X 18" HORIZONTAL	
K693PR24, K693PR24ACP, K693PR24ACW, K693PR24ACT, K693PR24ACS	Entire Unit	6.30	7.20	7.60	8.20	112.5
	Back	2.30	2.60	2.80	3.00	40.5
	Seat	2.30	2.60	2.80	3.00	40.5
	Arms/Frame	2.30	2.60	2.80	3.00	40.5
K693PR24MT, K693PR24ACPMT, K693PR24ACWMT, K693PR24ACTMT, K693PR24ACSMT	Entire Unit	6.30	7.20	7.60	8.20	112.5
	Back	2.30	2.60	2.80	3.00	40.5
	Seat	2.30	2.60	2.80	3.00	40.5
	Arms/Frame	2.30	2.60	2.80	3.00	40.5
K69R24, K69R24ACP, K69R24ACW, K69R24ACT, K69R24ACS	Entire Unit	7.00	8.10	8.40	9.10	126
	Back	2.30	2.60	2.80	3.00	41
	Seat	2.00	2.30	2.40	2.60	36
	Arms/Frame	2.30	2.60	2.80	3.00	41
K69R24MT, K69R24ACPMT, K69R24ACWMT, K69R24ACTMT, K69R24ACSMT	Entire Unit	7.00	8.10	8.40	9.10	126
	Back	2.30	2.60	2.80	3.00	41
	Seat	2.00	2.30	2.40	2.60	36
	Arms/Frame	2.30	2.60	2.80	3.00	41
K69RDA24, K69RDA24ACW, K69RDA24ACT, K69RDA24ACS	Entire Unit	8.00	9.20	9.60	10.40	144
	Back	2.30	2.60	2.80	3.00	41
	Seat	2.30	2.60	2.80	3.00	41
	Arms/Frame	3.80	4.40	4.60	4.90	54
K69R27, K69R27ACP, K69R27ACW, K69R27ACT, K69R27ACS	Entire Unit	7.80	9.00	9.40	10.10	139.5
	Back	2.50	2.90	3.00	3.30	45
	Seat	2.50	2.90	3.00	3.30	45
	Arms/Frame	2.30	2.60	2.80	3.00	41
K69R27MT, K69R27ACPMT, K69R27ACWMT, K69R27ACTMT, K69R27ACSMT	Entire Unit	7.80	9.00	9.40	10.10	139.5
	Back	2.50	2.90	3.00	3.30	45
	Seat	2.50	2.90	3.00	3.30	45
	Arms/Frame	2.30	2.60	2.80	3.00	41
K69GR24, K69GR24ACP, K69GR24ACW, K69GR24ACT, K69GR24ACS	Entire Unit	6.30	7.20	7.60	8.20	112.5
	Back	2.30	2.60	2.80	3.00	41
	Seat	2.30	2.60	2.80	3.00	41
	Arms/Frame	2.30	2.60	2.80	3.00	41